



# BUYING GUIDE 2023

**2,500+**  
RATINGS &  
REVIEWS

APPLIANCES •  
TVs • COMPUTERS •  
MATTRESSES •  
AUTOS AND MORE!



**BONUS**  
CHECK OUT  
OUR  
PRODUCT  
VIDEOS!



# Welcome to the All-Digital 2023 Annual Buying Guide!

Our new format offers more than 2,500 ratings and reviews, with more products than ever before—plus take-along convenience: Just download it to your favorite device and consult it as you shop. Or, print out the pages you need.

It's easy to move between the Home, Tech, and Autos sections, or from one

product category to another to find the information you need. Follow the simple instructions below to get started.

The most important things about our Annual Buying Guide haven't changed: You'll find this special edition is still packed with independent expert shopping advice for 30 essential home

and tech categories, plus new and used cars and tires. As always, we buy all of the products we test, and we don't accept any ads, so you can trust us to tell it like it is—and to help guide you to the best, safest, most budget-friendly choices, so you can shop with confidence.

—The Editors of Consumer Reports



Use your PDF reader's "Download" feature to save the whole guide to your laptop, desktop, tablet, or phone.




You can print out every page (pick double-sided to save paper) or just the category you need.


**CR BUYING GUIDE 2023**

HOW TO USE   CONTENTS   HOME   TECH   AUTOS

**CONTENTS**




P. 44




P. 76

---




P. 110

---



P. 91



P. 22

4 CR.ORG

Click on the tabs at the top of every page to move between sections.

Click on any product category on the Contents page to jump right to buying advice for that product.

Click on the images to jump to the corresponding product section.

# How to Use CR's Buying Advice

On the pages that follow you'll find everything you need to make informed shopping decisions.

Start with the buying advice to help you decide what you want from a product. Then go to the ratings charts to get the details on performance, reliability, owner satisfaction, and key features.

For some product categories, you'll find full ratings that include every currently available model we tested. For others, we show a selection of models, including those recommended for most people.

To see full ratings, readers with a Digital or All Access membership can go to the CR.org address listed for every category.

Our experts checked that the products in this guide were available at publication time. Be aware that, depending on how long after publication you are using this issue, there may be products that are no longer available. There may also be newer models that we had not yet reviewed when we published this edition.

**Overall Score** combines the results of performance tests in our labs with the data we collect through surveys of CR members to give you a holistic picture of product quality.

**Predicted Reliability** is our forecast of the likelihood that newly purchased models from a given brand, not under service contract, will have a problem within a given time frame, based on CR members' reports in our surveys.

**CR Recommended** products are top-scoring models that do not have brand reliability problems.

**CR Green Choice** designates models with a lower environmental impact.

**Washing Machines**

Today's washers tend to boast larger capacities, so you can do more laundry at once. You'll also find specialty cycles for bedding, waterproof items, and more, and WiFi-enabled models that provide added perks, like notifications when a load is finished.

**What to Look For**  
 • Capacity that matches your needs. Our tests found that washers with a claimed capacity over 4.5 cubic feet can fit a king-sized comforter.  
 • Higher spin speeds (mostly on front-loaders) extract more water, saving time and energy.  
 • Automatic dispensers that release detergent, bleach, and fabric softener at the right time.  
 • An extra rinse cycle for those sensitive to detergent residue. The cycle also helps get rid of pet hair.

**What You'll Pay**  
 • Capable washing machines start around \$600. A 24-inch-wide compact model might save space, but you'll spend \$800 to \$2,000 on a compact washer, and roughly the same on a compact dryer.

**BUYING ADVICE**  
 If your laundry area is near bedrooms or living spaces, narrow your search to machines that score Very Good or Excellent in our noise and vibration tests.  
 For more buying advice, go to CR.org/washers

Brand • Model	Overall Score	Price	Survey Results	Test Results										Features	
				Predicted reliability	Downer satisfaction	Washing performance	Energy efficiency	Water efficiency	Claimed capacity (cu. ft.)	Conformers	Noise	Vibration	Cycle time (min.)	Dimensions (WxHxD, in.)	
<b>FRONT LOADERS</b>															
✓ LG WM3900HWA	87	\$1,105	👍👍👍👍	👍	👍	👍	👍	👍	👍	👍	👍	👍	👍	85	39 x 27 x 31
✓ LG WM8900HBA	86	\$1,250	👍👍👍👍	👍	👍	👍	👍	👍	👍	👍	👍	👍	👍	105	41 x 29 x 33
✓ LG WM3600HWA	86	\$950	👍👍👍👍	👍	👍	👍	👍	👍	👍	👍	👍	👍	👍	100	39 x 27 x 31
✓ LG Signature WM9500HKA	86	\$2,000	👍👍👍👍	👍	👍	👍	👍	👍	👍	👍	👍	👍	👍	120	41 x 30 x 34
✓ LG WM3997HWA	85	\$2,000	👍👍👍👍	👍	👍	👍	👍	👍	👍	👍	👍	👍	👍	100	39 x 27 x 32
✓ Speed Queen FF7005WN	84	\$1,950	👍👍👍👍	👍	👍	👍	👍	👍	👍	👍	👍	👍	👍	75	41 x 27 x 31
✓ LG WM8100HVA	83	\$1,250	👍👍👍👍	👍	👍	👍	👍	👍	👍	👍	👍	👍	👍	95	41 x 29 x 32
✓ LG WM4500HBA	83	\$1,350	👍👍👍👍	👍	👍	👍	👍	👍	👍	👍	👍	👍	👍	105	39 x 27 x 33
✓ LG WM9000HVA	83	\$1,900	👍👍👍👍	👍	👍	👍	👍	👍	👍	👍	👍	👍	👍	105	41 x 29 x 35
✓ Samsung WFS0A8500AV	82	\$1,100	👍👍👍👍	👍	👍	👍	👍	👍	👍	👍	👍	👍	👍	115	39 x 27 x 33
✓ Electrolux EFL562UTT	82	\$1,185	👍👍👍👍	👍	👍	👍	👍	👍	👍	👍	👍	👍	👍	85	39 x 27 x 32
✓ Samsung FlexWash WV60A9900AV	82	\$1,400	👍👍👍👍	👍	👍	👍	👍	👍	👍	👍	👍	👍	👍	115	47 x 27 x 34
✓ Maytag MHW6630HW	81	\$990	👍👍👍👍	👍	👍	👍	👍	👍	👍	👍	👍	👍	👍	95	39 x 27 x 33

61 CR.ORG POOR EXCELLENT CR RECOMMENDED CR GREEN CHOICE

**Product Video** Click on the button to watch a Consumer Reports video buying guide.

**Test Results** indicate how well the product performed in our exhaustive in-house tests.

**Features** show the details about a given product, including dimensions, and more.

**Owner Satisfaction** is based on the proportion of surveyed CR members who are extremely likely to recommend the product they bought.

**CONTENTS**

P. 44

P. 76

P. 110

P. 91

P. 22

**HOME**

- 6 Air Purifiers
- 10 Clothes Dryers
- 13 Cooktops
- 16 Dishwashers
- 19 Gas Grills
- 22 Generators
- 25 Lawn Mowers and Tractors
- 29 Mattresses
- 35 Microwaves
- 38 Ranges
- 44 Refrigerators
- 52 Snow Blowers
- 54 Vacuums
- 59 Wall Ovens
- 61 Washing Machines
- 65 Washer/Dryer Pairs

**TECH**

- 67 Computers, Desktop
- 69 Computers, Laptop
- 73 Digital Cameras
- 76 Fitness Trackers
- 78 Headphones
- 82 Printers
- 87 Routers
- 91 Smartphones
- 93 Smart Speakers
- 95 Smartwatches
- 97 Streaming Media Devices
- 99 Tablets
- 101 TVs
- 107 Wireless Speakers

**AUTOS**

- 110 Standout Models
- 112 Rating the 2023 Models
- 125 Road-Test Highlights
- 132 Used Cars: The Most Reliable Models & the Ones to Avoid
- 138 Detailed Used-Car Reliability
- 151 Tires







# Air Purifiers

The most effective portable air purifiers we tested were made for rooms 350 square feet or larger. These models cleared the air quickly of dust, smoke, and pollen at their high and low speeds.



### What to Look For

- Most portable air purifiers use a fan to suck in particle-rich air for filtration. Fanless models are quieter, but those we tested worked poorly.
- A high efficiency particulate air (HEPA) filter—a very fine mesh filter able to capture tiny particles, such as smoke.
- A washable—and

- reusable—prefilter collects large particles before they reach the HEPA filter, possibly extending its life.
- Air purifiers with filter indicator lights let you know when to replace the filter.
- Energy Star certified models can save you money on utility bills compared to standard models.

### What to Skip

- Models with electrostatic precipitators or ionizer technology could produce ozone, a lung irritant.

### What You'll Pay

- Air purifiers range from below \$100 to over \$1,000; plus filters and the cost of energy for 24/7 operation.

### BUYING ADVICE

Many air purifiers are certified for a clean-air delivery rate (CADR), their cleaning speed. Look for a model with a CADR above 200—unless it's for a very small space.

For more buying advice, go to [CR.org/air-purifiers](https://www.cr.org/air-purifiers).

Brand + Model	Overall Score	Price	Test Results					Features					
			Dust, pollen, smoke removal (low)	Dust, pollen, smoke removal (high)	Noise (low speed)	Noise (high speed)	Ease of use	Room size	Annual cost (\$)	Weight (lb.)	Energy star	Filter-life indicator	Remote control
<b>AIR PURIFIERS</b>													
✓ Alen BreatheSmart 75i Pure	91	\$750	↑	↑	↓	↓	↑	L	140	27	•	•	•
✓ Blueair Classic 605	88	\$430	↑	↑	↑	↓	↑	L	261	30	•	•	App Opt.
✓ Blueair Blue Pure 211+	85	\$250	↑	↑	↓	↓	↓	L	199	16	•	•	
✓ Blueair Protect 7470i	77	\$730	↑	↑	↑	↓	↓	L	141	28	•	•	•
✓ Winix 9800	77	\$330	↑	↑	↓	↓	↑	L	148	19	•	•	App •
✓ Danby DAP290BAW	77	\$400	↑	↑	↓	↓	↓	L	214	21	•	•	•
✓ Blueair Blue Pure 211+ Auto	77	\$340	↑	↑	↓	↓	↑	L	167	15	•	•	•
✓ Levoit PlasmaPro 600S	75	\$300	↑	↑	↑	↓	↑	L	126	14	•	•	•
✓ Honeywell InSight HPA5300B	74	\$250	↑	↑	↑	↓	↑	L	200	20	•	•	•
✓ Alen BreatheSmart Classic	72	\$650	↑	↑	↓	↓	↑	L	202	22	•	•	•
✓ Carrier RMAP-ST	71	\$415	↑	↑	↓	↓	↑	L	121	21	•	•	App •
✓ Sharp FXJ80UW	69	\$604	↓	↑	↓	↓	↑	L	140	24	•	•	App •
✓ NuWave OxyPure 8001	69	\$600	↓	↑	↓	↓	↑	L	93	26	•	•	App •



**AIR PURIFIERS**

Brand + Model	Overall Score	Price	Test Results					Features						
			Dust, pollen, smoke removal (low)	Dust, pollen, smoke removal (high)	Noise (low speed)	Noise (high speed)	Ease of use	Room size	Annual cost (\$)	Weight (lb.)	Energy star	Filter-life indicator	Remote control	Auto fan speed
✓ Honeywell HPA300	68	\$250	↓	↑	↓	↓	↑	L	208	18	•	•		
✓ Insignia NS-APMWH2	68	\$200	↑	↑	↓	↓	↑	L	157	11	•	•		•
✓ LivePure Bali LP550TH-W	67	\$310	↓	↑	↑	↓	↑	L	284	26	•	•		
✓ Hunter HP850UV-GR	67	\$400	↓	↑	↑	↓	↓	L	280	25	•	•		
✓ Shark HE601	66	\$450	↓	↑	↓	↓	↑	L	273	24	•	•	•	
✓ LG PuriCare 360° AS560DWR0	66	\$1,300	↓	↑	↓	↓	↓	M	165	41	•	•	•	•
✓ IQAir HealthPro Plus	66	\$900	↓	↑	↑	↓	↑	L	247	34			•	•
✓ Sharper Image Purify 9	64	\$250	↓	↑	↓	↓	↑	L	148	12			•	•
✓ GermGuardian AC5900WCA	64	\$230	↓	↑	↓	↓	↑	L	246	14	•	•		
✓ Honeywell AirGenius 5 HFD-320	63	\$240	↓	↑	↑	↓	↑	M	78	13	•	•		
✓ Whynter EcoPure AFR-425-SW	62	\$240	↓	↑	↑	↓	↑	L	159	18			•	•
✓ Brondell O2+ Revive	61	\$430	↓	↑	↑	↓	↑	L	249	20			•	•
✓ TCL Breeva A5 A515B	61	\$200	↓	↑	↓	↓	↑	L	128	12			•	App
Winix 5300-2	59	\$165	↓	↑	↑	↑	↑	L	93	16	•	•		•
Coway Airmega 300	59	\$550	↓	↑	↑	↓	↑	L	113	21	•	•		•
Honeywell Air Genius 4 HFD310	59	\$205	↓	↑	↑	↓	↑	M	83	13	•	•		
Samsung BESPOKE Cube	58	\$530	↓	↑	↑	↓	↓	L	305	27	•	•	App	•
Instant Air AP300	58	\$240	↓	↑	↑	↓	↑	L	135	9			•	•
Honeywell HPA250B	58	\$245	↓	↑	↓	↓	↑	L	145	14	•	•	•	•
Bissell air320	56	\$330	↓	↑	↓	↓	↑	L	94	19			•	•
Coway AP-1512HH Mighty	56	\$200	↓	↑	↑	↓	↑	L	90	13	•	•		•
Winix C535	55	\$140	↓	↑	↑	↓	↑	L	76	14	•	•	•	•
Coway Airmega 200M	55	\$240	↓	↑	↑	↓	↑	L	111	13	•	•		•
Blueair Classic 280i	55	\$430	↓	↑	↓	↓	↓	M	399	23			•	•
Airdog X5	53	\$600	↓	↑	↑	↓	↑	M	63	25			•	•
3M Filtrete Elite FAP-T03-A2 (Lowe's)	53	\$220	↓	↑	↓	↓	↑	L	209	20			•	
3M Filtrete FAP-C03-A2 (Lowe's)	52	\$160	↓	↑	↑	↓	↑	M	116	14	•	•		
Febreze FHT190W	52	\$90	↓	↑	↓	↓	↑	M	98	9	•	•		
GermGuardian AC9200WCA	52	\$310	↓	↑	↑	↓	↑	M	227	23	•	•		
Ikea STARKVIND	51	\$180	↓	↑	↑	↓	↑	M	57	12			•	•
Eureka NEA120	50	\$90	↓	↓	↓	↓	↑	M	108	13	•	•		



**AIR PURIFIERS**

Brand + Model	Overall Score	Price	Test Results					Features						
			Dust, pollen, smoke removal (low)	Dust, pollen, smoke removal (high)	Noise (low speed)	Noise (high speed)	Ease of use	Room size	Annual cost (\$)	Weight (lb.)	Energy star	Filter-life indicator	Remote control	Auto fan speed
<b>Boneco</b> P400	50	\$300	↓	↓	↑	↓	↑	M	163	17	•	•		
<b>One Products by Promounts</b> One Power One SMART OSAP01	49	\$200	↓	↑	↑	↓	↑	M	153	11		•		•
<b>Rabbit Air</b> BioGS SPA-550AW	49	\$400	↓	↓	↑	↓	↑	M	67	17	•	•	•	•
<b>Levoit</b> Pet Care Core P350-RAC	49	\$120	↓	↓	↑	↓	↑	M	95	7		•		
<b>3M</b> Filtrete FAP-T02WA-G1	48	\$134	↓	↑	↓	↓	↑	M	252	14		•		
<b>Molekule</b> Air Pro	47	\$1,050	↓	↑	↑	↓	↓	L	378	23		•	App	•
<b>LG</b> PuriCare 360° AS330DWR0	47	\$700	↓	↓	↓	↓	↓	M	155	25	•	•	•	•
<b>HoMedics</b> TotalClean AP-T40	47	\$250	↓	↓	↓	↓	↓	M	153	11	•	•		•
<b>Holmes</b> Allergen Remover	47	\$180	↓	↓	↑	↓	↑	L	104	8	•	•		
<b>Therapure</b> TPP240	46	\$135	↓	↓	↑	↓	↑	M	86	10	•	•		
<b>Bionaire</b> BAP0041UVWH	45	\$180	↓	↓	↓	↓	↑	M	74	6	•	•		
<b>Rowenta</b> PU6020	45	\$430	↓	↓	↑	↓	↑	M	107	17	•	•		
<b>Allergy Pro</b> AP200	45	\$130	↓	↓	↓	↓	↑	M	89	9	•			
<b>Cuisinart</b> PuRXium CAP-500	45	\$216	↓	↓	↓	↓	↑	M	201	8	•	•		
<b>SPT</b> Magic Clean AC-3000i	45	\$75	↓	↓	↑	↓	↑	M	151	10		•		
<b>Bionaire</b> BAP536UV	44	\$100	↓	↓	↑	↓	↑	M	83	11	•			
<b>Whirlpool</b> WPT80B	44	\$105	↓	↓	↓	↓	↑	M	252	9	•	•		
<b>Vornado</b> AC550-WHT	44	\$300	↓	↓	↓	↓	↑	M	141	15		•		•
<b>Vornado</b> AC1-0039-43	44	\$100	↓	↓	↓	↓	↑	M	123	14		•		•
<b>Medify Air</b> MA-25-W1	44	\$160	↓	↓	↑	↓	↑	M	97	7	•	•		
<b>Honeywell</b> InSight HPA5100B	44	\$160	↓	↓	↑	↓	↑	M	59	10		•		
<b>TaoTronics</b> TT-AP002	43	\$167	↓	↓	↑	↓	↑	M	167	13		•		•
<b>Honeywell</b> HFD230B	42	\$150	↓	↓	↑	↓	↑	M	76	12	•	•		
<b>Alen</b> T500 Pure + Black	42	\$200	↓	↓	↑	↓	↑	M	159	8	•	•		
<b>GermGuardian</b> CDAP4500BCA	41	\$180	↓	↓	↑	↓	↑	M	134	10	•	•	App	•
<b>HoMedics</b> TotalClean AP-T30	39	\$155	↓	↓	↓	↓	↓	M	116	10		•		
<b>GermGuardian</b> AC4825E	38	\$90	↓	↓	↓	↓	↑	M	114	8	•	•		
<b>Winix</b> A231	38	\$100	↓	↓	↓	↓	↑	M	95	7	•	•		•
<b>TCL</b> Breeva A2 A215B	37	\$150	↓	↓	↓	↓	↑	M	84	6	•	•	App	•
<b>Crane</b> EE-5068	34	\$130	↓	↓	↑	↓	↑	M	406	7		•		
<b>Blueair</b> Blue Pure 411 Auto	33	\$120	↓	↓	↑	↓	↑	M	51	4	•	•		•





**AIR PURIFIERS**

Brand + Model	Overall Score	Price	Test Results					Features						
			Dust, pollen, smoke removal (low)	Dust, pollen, smoke removal (high)	Noise (low speed)	Noise (high speed)	Ease of use	Room size	Annual cost (\$)	Weight (lb.)	Energy star	Filter-life indicator	Remote control	Auto fan speed
Dyson Pure Humidify+Cool PH-01	33	\$800	↓	↓	↑	↓	↓	M	109	19		•	•	•
LG PuriCare AeroTower	33	\$550	↓	↓	↓	↓	↓	S	230	27	•	•	•	•
Kenmore KAPA1D0LEW	31	\$60	↓	↓	↓	↓	↑	S	83	9		•		•
Lasko LP200	31	\$60	↓	↓	↑	↓	↑	M	59	8	•	•		
HoMedics AT-PET02	31	\$200	↓	↓	↓	↓	↑	M	150	12	•	•		
Ikea FORNUFTIG	29	\$70	↓	↓	↓	↓	↑	S	33	6		•		
Clorox 11020	28	\$100	↓	↓	↑	↓	↑	S	40	3	•	•		
Dyson TP04 Pure Cool	28	\$550	↓	↓	↑	↓	↓	S	94	12		•	•	•
Dyson TP01 Pure Cool	27	\$300	↓	↓	↑	↓	↑	S	106	8		•	•	•
Hisense KJ120	26	\$60	↓	↓	↑	↓	↑	M	76	4				•
Medify Air MA-14-W1	25	\$98	↓	↓	↑	↓	↑	S	143	6	•	•		
Vornado CYLO AC1-0044-43	25	\$100	↓	↓	↓	↓	↑	S	91	6		•		
Dyson TP02 Pure Cool Link	25	\$400	↓	↓	↓	↓	↑	S	188	8		•	•	•
Dyson Pure Hot+Cool HP04	24	\$650	↓	↓	↓	↓	↓	S	100	13		•	•	•
HoMedics TotalClean AP-DT10	24	\$100	↓	↓	↑	↓	↑	S	58	5	•	•		
Black+Decker BAPT02	24	\$77	↓	↓	↑	↓	↑	S	130	5	•	•		•
Bissell Myair 2780A	23	\$90	↓	↓	↑	↓	↑	S	82	5		•		
Pure Enrichment Zone Halo	22	\$100	↓	↓	↑	↓	↑	S	52	5		•		
GermGuardian AC4100	22	\$70	↓	↓	↓	↓	↑	S	98	5	•	•		
Levoit LV-H132	22	\$95	↓	↓	↑	↓	↑	S	52	5		•		
Happi KJ80-WHT	22	\$150	↓	↓	↑	↓	↑	S	108	5				•
Molekule Air	22	\$800	↓	↓	↓	↓	↑	S	182	20		•	•	
Lasko HF11200	17	\$50	↓	↓	↑	↑	↑	S	105	4				
GermGuardian AC085	17	\$60	↓	↓	↑	↑	↑	S	69	1	•	•		
HoMedics AP-P60-WT	16	\$50	↓	↓	↑	↑	↑	S	38	1				
Black+Decker BXPI510B	14	\$55	↓	↓	↑	↑	↑	S	2	1				

> Digital and All Access members can find the latest, complete ratings at [CR.org/air-purifiers](https://www.crisil.com/air-purifiers).

**HOW WE TEST:** Overall Score is based on the performance of the product in all of our tests. Dust/pollen/smoke removal (high) indicates how well it removes particles at its highest speed. Dust/

pollen/smoke removal (low) evaluates its ability to remove particles at a lower speed (selected based on noise levels). Noise is measured using a decibel meter from 4 feet away at both high and

low speeds. Ease of use reflects how intuitive and easy the controls are to use, carrying ease, the ability to remove the energy required to run the purifier 24 hours a day for an entire year. Price is approximate retail.

the energy required to run the purifier 24 hours a day for an entire year. Price is approximate retail.





# Clothes Dryers

Electric dryers are bigger sellers than gas models, though decades of testing has revealed that both types perform similarly. For ratings of gas dryers, see [CR.org/dryers](https://www.crisp.org/dryers). Whichever fuel you use, keep in mind that larger capacities let you dry more in one load.

### What to Look For

- Moisture sensors detect the laundry's dampness and shut off the appliance when clothes are dry, cutting down on energy costs. This is easier on fabrics, too.
- Auto-dry cycles provide settings of less dry to more dry for damp ironing, and points in between.

- An extended-tumble setting without heat helps prevent wrinkles when you can't remove the load immediately.

### What to Skip

- Specialty cycles up the price. A choice of heat level, timed dry, and auto-dry, along with a few options for different fabric types, should do.

### What You'll Pay

- Prices vary from \$350 to \$2,000, depending on type, capacity, and features. Gas dryers cost roughly \$50 to \$150 more than comparable electric models, but the likely savings in fuel costs should more than make up for the difference.

### BUYING ADVICE

If you intend to install the dryer near a bedroom, look for one that scored Very Good or Excellent in our tests for noise.

For more buying advice, go to [CR.org/dryers](https://www.crisp.org/dryers).

Brand + Model	Overall Score	Price	Survey Results		Test Results			Features				
			Predicted reliability	Owner satisfaction	Drying performance	Convenience	Noise	Energy star	Claimed capacity (cu. ft.)	Moisture sensor	End-of-cycle signal	Dimensions (in.)
<b>ELECTRIC DRYERS</b>												
✓ LG DLEX9000V	91	\$1,735	↑	↑	↑	↑	↑		9.0	•	•	41 x 29 x 34
✓ LG DLE7300WE	89	\$1,050	↑	↑	↑	↑	↑	•	7.3	•	•	44 x 27 x 29
✓ LG DLEX4500B	88	\$1,350	↑	↑	↑	↑	↑	•	7.4	•	•	39 x 27 x 31
✓ LG DLE7100W	88	\$850	↑	↑	↑	↑	↑	•	7.3	•	•	44 x 27 x 29
✓ LG DLEX8100V	88	\$1,415	↑	↑	↑	↑	↑		9.0	•	•	41 x 29 x 32
✓ LG DLEX7900BE	87	\$1,350	↑	↑	↑	↑	↑	•	7.3	•	•	44 x 27 x 30
LG DLE3600W	85	\$950	↑	↑	↑	↑	↑	•	7.4	•	•	39 x 27 x 30
LG DLE7400WE	84	\$1,000	↑	↑	↑	↓	↑	•	7.3	•	•	45 x 27 x 30
LG Signature DLEX9500K	84	\$2,000	↑	↑	↑	↑	↑		9.0	•	•	41 x 29 x 33
LG DLEX8900B	82	\$1,250	↑	↑	↑	↑	↑		9.0	•	•	41 x 29 x 33
LG DLE7000W	81	\$750	↑	↑	↑	↓	↑	•	7.3	•	•	45 x 27 x 30
LG DLE7150W	80	\$850	↑	↑	↑	↓	↓	•	7.3	•	•	45 x 27 x 29
Samsung DVE50A8600E	80	\$995	↓	↓	↑	↑	↑	•	7.5	•	•	39 x 27 x 30



**CLOTHES DRYERS**

Brand + Model	Overall Score	Price	Survey Results		Test Results			Features				
			Predicted reliability	Owner satisfaction	Drying performance	Convenience	Noise	Energy star	Claimed capacity (cu. ft.)	Moisture sensor	End-of-cycle signal	Dimensions (in.)
Samsung FlexDryer DVE60A9900V	79	\$1,400	⬇️	⬇️	⬆️	⬆️	⬆️	●	7.5	●	●	47 x 27 x 32
Samsung DVE45T6000W	77	\$855	⬇️	⬇️	⬆️	⬆️	⬆️		7.5	●	●	39 x 27 x 30
Electrolux EFME427UIW	76	\$950	⬇️	⬇️	⬆️	⬇️	⬆️	●	8.0	●	●	38 x 27 x 32
Insignia NS-TDRE75W1	76	\$700	—	—	⬆️	⬆️	⬆️		7.5	●	●	46 x 27 x 32
GE GTD84ECSNWS	76	\$915	⬇️	⬇️	⬆️	⬆️	⬆️	●	7.4	●	●	46 x 27 x 31
Samsung DVE50A8500V	76	\$875	⬇️	⬇️	⬆️	⬆️	⬆️	●	7.5	●	●	39 x 27 x 32
Maytag MEDX655DW	76	\$720	⬆️	⬆️	⬆️	⬆️	⬇️		7.0	●	●	43 x 30 x 27
Samsung DVE45B6300W	76	\$925	⬇️	⬇️	⬆️	⬆️	⬆️		7.5	●	●	39 x 27 x 31
GE GFD85ESPNS	75	\$1,100	⬇️	⬇️	⬆️	⬆️	⬆️	●	7.8	●	●	40 x 28 x 32
Samsung DVE55A7300E	75	\$830	⬇️	⬇️	⬆️	⬇️	⬇️	●	7.4	●	●	46 x 27 x 30
Samsung DVE45R6300W	75	\$985	⬇️	⬇️	⬆️	⬆️	⬆️	●	7.5	●	●	39 x 27 x 31
Samsung FlexDry DVE55M9600W	75	\$1,490	⬇️	⬇️	⬆️	⬆️	⬆️	●	7.5	●	●	47 x 27 x 32
Amana NED5800HW	75	\$825	⬆️	⬇️	⬆️	⬇️	⬆️	●	7.4	●	●	39 x 27 x 30
Samsung FlexDry DVE60M9900V	75	\$1,850	⬇️	⬇️	⬆️	⬆️	⬆️	●	7.5	●	●	47 x 27 x 32
GE GTD72EBSNWS	75	\$600	⬇️	⬇️	⬆️	⬆️	⬆️	●	7.4	●	●	44 x 27 x 31
Electrolux EFME627UTT	74	\$1,165	⬇️	⬇️	⬆️	⬆️	⬆️	●	8.0	●	●	38 x 27 x 31
Maytag MED8630HC	74	\$1,335	⬆️	⬆️	⬆️	⬆️	⬆️	●	7.3	●	●	39 x 27 x 31
Whirlpool WED9620HC	74	\$1,480	⬆️	⬇️	⬆️	⬆️	⬆️	●	7.4	●	●	38 x 27 x 32
Midea MLE45N1BWW	74	\$650	—	—	⬆️	⬇️	⬆️		7.5	●	●	46 x 27 x 33
Samsung DVE45R6100W	73	\$695	⬇️	⬇️	⬆️	⬇️	⬆️		7.5	●	●	39 x 27 x 32
GE GTD65EBSJWS	73	\$755	⬇️	⬇️	⬆️	⬆️	⬆️	●	7.4	●	●	44 x 27 x 31
Samsung DVE50R5400W	73	\$550	⬇️	⬇️	⬆️	⬆️	⬇️		7.4	●	●	45 x 27 x 31
Samsung DVE45T3400V	73	\$780	⬇️	⬇️	⬆️	⬇️	⬇️		7.4	●	●	44 x 27 x 29
GE Profile PTD70EBSTWS	73	\$945	⬇️	⬇️	⬆️	⬆️	⬇️	●	7.4	●	●	44 x 27 x 31
Maytag MED7230HW	72	\$900	⬆️	⬆️	⬆️	⬆️	⬆️	●	7.4	●	●	43 x 27 x 30
Samsung DVE52A5500W	72	\$750	⬇️	⬇️	⬆️	⬇️	⬇️		7.4	●	●	45 x 27 x 30
Samsung DV40J3000EW	72	\$985	⬇️	⬇️	⬆️	⬇️	⬇️		7.2	●	●	44 x 27 x 30
GE Profile PFD95ESPTDS	72	\$1,395	⬇️	⬇️	⬆️	⬆️	⬇️	●	7.8	●	●	40 x 28 x 31
Midea MLE45N1AWW	71	\$750	—	—	⬆️	⬆️	⬆️	●	8.0	●	●	40 x 27 x 34
Maytag MEDC465HW	71	\$600	⬆️	⬆️	⬆️	⬆️	⬇️		7.0	●	●	43 x 29 x 28
Whirlpool WED5000DW	71	\$715	⬆️	⬇️	⬆️	⬆️	⬇️		7.0	●	●	43 x 29 x 27



**CLOTHES DRYERS**

Brand + Model	Overall Score	Price	Survey Results		Test Results			Features				
			Predicted reliability	Owner satisfaction	Drying performance	Convenience	Noise	Energy star	Claimed capacity (cu. ft.)	Moisture sensor	End-of-cycle signal	Dimensions (in.)
Whirlpool WED7120HW	71	\$1,010	↑	↓	↑	↑	↑	●	7.4	●	●	43 x 27 x 30
Whirlpool WED5605MW	70	\$780	↑	↓	↑	↓	↑	●	7.4	●	●	38 x 27 x 31
GE Profile PTD60EBSRWS	70	\$700	↓	↓	↑	↓	↓		7.4	●	●	44 x 27 x 31
Whirlpool WED49STBW	70	\$755	↑	↓	↑	↓	↓		7.0	●	●	43 x 29 x 29
Kenmore 61652	70	\$1,000	↑	↓	↑	↑	↑	●	7.4	●	●	43 x 27 x 30
Electrolux ELFE7637BT	70	\$1,220	↓	↓	↑	↓	↑	●	8.0	●	●	38 x 27 x 32
Electrolux ELFE7537AW	70	\$1,035	↓	↓	↑	↓	↑	●	8.0	●	●	38 x 27 x 32
Maytag Commercial MEDP576KW	70	\$990	↑	↑	↑	↓	↓		7.4	●	●	42 x 27 x 30
Electrolux ELFE7437AW	70	\$960	↓	↓	↑	↓	↑	●	8.0	●	●	38 x 27 x 32
Maytag MED8230HC	69	\$1,100	↑	↑	↓	↑	↑	●	8.8	●	●	43 x 29 x 32
Maytag MED6630HW	69	\$990	↑	↑	↑	↑	↓	●	7.3	●	●	39 x 27 x 31
Frigidaire FFRE4120SW	68	\$670	↓	↓	↑	↓	↓		6.7	●	●	43 x 27 x 29
Samsung DVE41A3000W	67	\$430	↓	↓	↑	↓	↓		7.2	●	●	44 x 27 x 30
Whirlpool WED6620HW	67	\$1,005	↑	↓	↑	↑	↓	●	7.4	●	●	39 x 27 x 31
Insignia NS-FDRE67WH8A	67	\$550	-	-	↑	↓	↓		6.7	●	●	43 x 27 x 31
Whirlpool WED5100HW	67	\$780	↑	↓	↑	↑	↓		7.4	●	●	41 x 27 x 30
GE Profile PTD90EBPTRS	67	\$1,150	↓	↓	↑	↑	↓	●	7.3	●	●	44 x 27 x 31
Kenmore 61112	66	\$850	↑	↓	↑	↑	↓		7.4	●	●	41 x 27 x 30
Electrolux EFDE317TIW	66	\$850	↓	↓	↑	↓	↑	●	8.0	●	●	38 x 27 x 31
Whirlpool WED8127LC	66	\$1,150	↑	↓	↓	↓	↑	●	7.4	●	●	43 x 27 x 30
Midea MLE45N3BWW	65	\$660	-	-	↓	↑	↑		7.5	●	●	46 x 27 x 32
Kenmore 62332	65	\$590	↑	↓	↑	↓	↓		7.0		●	44 x 29 x 27
Whirlpool WED5010LW	64	\$680	↑	↓	↓	↑	↓		7.0	●	●	41 x 29 x 28
Midea MLE52S7AGS	63	\$1,000	-	-	↑	↓	↓		8.0	●	●	40 x 27 x 34
Whirlpool WED5050LW	63	\$750	↑	↓	↓	↑	↓		7.0	●	●	41 x 29 x 28

> Digital and All Access members can find the latest, complete ratings at [CR.org/dryers](https://CR.org/dryers).

**HOW WE TEST:** Overall Score combines performance test results with survey data for predicted reliability and owner satisfaction. Predicted reliability estimates the likelihood that newly purchased models from a given brand will develop problems or break within the first five years. Owner satisfaction

reflects the proportion of CR members who are extremely likely to recommend the clothes dryer they bought. Models with a dash (-) indicate that we have insufficient data for the brand, and these models get the category average score. Drying performance combines performance on three types of laundry

loads of different sizes and fabric mixes: A 12-lb. load, predominantly cotton (5-lb. mixed loads for compact models); an 8-lb. load of cotton/polyester-blend clothing; and a 3-lb. load of synthetic delicates, such as women's pajamas, slips, and underwear. Convenience is judged on controls and ergonomics,

such as ease of loading and unloading, servicing the lint filter. Noise level is determined by a panel of judges who listen while the machines dry an 8-pound load, judging both sound quality and volume. Price is approximate retail.



# Cooktops

Cooktops can be installed wherever counter space allows—including on an island. Gas and conventional electric smoothtops dominate the category, but prices have dropped for electric induction models.



### What to Look For

- All the models we test have at least one high-powered gas burner or electric element, necessary for quick heating.
- If you have a choice in fuel and want the visual feedback of a flame, a gas cooktop might be right for you; on the other hand, a smoothtop

electric makes for easier cleanup because you can wipe the surface without removing any grates.

- Induction speeds heating, thanks to an electromagnetic field that directly heats pans.

### What to Skip

- Buying by Btu. Short for “British thermal unit,” the

measurement indicates gas used and heat generated—and doesn’t guarantee better or faster cooking.

### What You’ll Pay

- A cooktop and wall oven can cost \$2,000 or more; some top-rated ranges sell for less than half that.

### BUYING ADVICE

Many 30-inch cooktops now have five burners, rather than four, but know that using all five at once often requires some maneuvering or using smaller pots or pans.

For more buying advice, go to [CR.org/cooktops](http://CR.org/cooktops).

Brand + Model	Overall Score	Price	Survey Results		Test Results		Features			
			Predicted reliability	Owner satisfaction	High heat	Low heat	High-power burners	Medium-power burners	Low-power burners	Continuous grates
<b>36-INCH GAS COOKTOPS</b>										
✓ Samsung NA36N7755TS	91	\$1,785	↑	↑	↑	↑	2	2	1	•
✓ LG Studio LSCG367ST	85	\$1,550	↑	↑	↑	↑	2	2	1	•
✓ Thermador Masterpiece Star SGSX365TS	82	\$2,300	↑	↑	↑	↑	3	2	0	•
✓ Viking 5 Series VGSU53616BSS	81	\$3,090	↓	↑	↑	↑	3	2	1	•
✓ GE Profile PGP7036SLSS	78	\$1,900	↑	↓	↑	↑	2	2	1	•
✓ Café CGP70362NS1	76	\$1,930	↓	↑	↑	↑	2	2	1	•
✓ GE Profile PGP9036SLSS	75	\$2,140	↑	↓	↓	↑	2	2	1	•
Frigidaire Gallery FGGC3645QS	70	\$1,040	↑	↓	↑	↑	2	2	1	•
Maytag MGC9536DS	69	\$1,140	↓	↓	↑	↑	2	2	1	•
<b>30-INCH GAS COOKTOPS</b>										
✓ Samsung NA30N7755TS	91	\$1,700	↑	↑	↑	↑	2	2	1	•
✓ Samsung NA30N6555TS	90	\$1,530	↑	↑	↑	↑	2	2	1	•
✓ Monogram ZGU30RSLSS	84	\$2,400	↓	↑	↑	↑	2	3	0	•





**COOKTOPS**

Brand + Model	Overall Score	Price	Survey Results		Test Results		Features			
			Predicted reliability	Owner satisfaction	High heat	Low heat	High-power burners	Medium-power burners	Low-power burners	Continuous grates

**30-INCH GAS COOKTOPS** *Continued*

✓ Thermador Masterpiece Star SGSX305TS	81	\$2,100	↑	↑	↓	↑	1	4	0	•
✓ Samsung NA30R5310FS	79	\$950	↑	↑	↓	↑	2	1	1	•
✓ GE Profile PGP7030SLSS	78	\$1,700	↑	↓	↑	↑	2	2	1	•
✓ Wolf Professional CG304P/S	77	\$2,220	↓	↑	↑	↑	2	2	0	•
✓ Café CGP70302NS1	76	\$1,820	↓	↑	↑	↑	2	2	1	•
✓ Viking 3 Series RVGC33015BSS	76	\$2,090	↓	↑	↓	↑	2	2	1	•
✓ GE Profile PGP9030SLSS	75	\$1,930	↑	↓	↓	↑	2	2	1	•

Brand + Model	Overall Score	Price	Survey Results		Test Results		Features				
			Predicted reliability	Owner satisfaction	High heat	Low heat	High-power elements	Medium-power elements	Low-power elements	Expandable elements	Touch controls

**36-INCH ELECTRIC SMOOTHTOP COOKTOPS**

✓ LG LCE3610SB	91	\$1,225	↑	↓	↑	↑	2	1	1	•	•
✓ KitchenAid KCED606GBL	89	\$1,985	↑	↓	↑	↑	2	1	2	•	•
✓ Samsung NZ36K7570RG	89	\$1,805	↑	↓	↑	↑	2	2	1	•	•
✓ Café CEP90361NBB	87	\$1,800	↓	↓	↑	↑	2	2	1	•	•
✓ Bosch Benchmark Series NETP668SUC	85	\$1,600	↑	↑	↑	↑	1	3	1	•	•
✓ GE JP5036DJBB	81	\$1,300	↑	↓	↑	↑	2	1	2	•	•

**30-INCH ELECTRIC SMOOTHTOP COOKTOPS**

✓ Bosch 800 Series NET8068SUC	91	\$1,380	↑	↑	↑	↑	1	2	1	•	•
✓ LG LCE3010SB	91	\$1,100	↑	↓	↑	↑	1	2	1	•	•
✓ GE JP5030SJSS	90	\$1,020	↑	↓	↑	↑	1	0	3	•	•
✓ GE Profile PP9030SJSS	89	\$1,800	↑	↓	↑	↑	2	2	1	•	•
✓ KitchenAid KCED600GSS	89	\$1,950	↑	↓	↑	↑	2	0	2	•	•
✓ Samsung NZ30K7570RG	89	\$1,680	↑	↓	↑	↑	1	3	1	•	•
✓ Frigidaire Gallery FGEC3068UB	88	\$780	↑	↓	↑	↑	1	2	2	•	•
✓ Sharp SCR3041GB	88	\$800	-	-	↑	↑	1	2	1	•	•
✓ KitchenAid KCES550HBL	87	\$1,350	↑	↓	↑	↑	2	1	2	•	•



**COOKTOPS**

Brand + Model	Overall Score	Price	Survey Results		Test Results		Features				
			Predicted reliability	Owner satisfaction	High heat	Low heat	High-power elements	Medium-power elements	Low-power elements	Expandable elements	Touch controls
<b>30-INCH ELECTRIC SMOOTHTOP COOKTOPS</b> <i>Continued</i>											
✓ Monogram ZEU30RSJSS	86	\$2,000	↑	↓	↑	↑	2	2	1	•	•
✓ Café CEP90302NSS	85	\$1,495	↓	↓	↑	↑	2	2	1	•	•
✓ GE JP3030SJSS	83	\$760	↑	↓	↑	↑	2	0	2		
Maytag MEC8830HB	80	\$1,000	↑	↓	↑	↑	1	2	1	•	
Wolf Contemporary CE304C/B	77	\$2,405	↓	↑	↑	↑	2	0	2	•	•
Frigidaire FFEC3025UB	77	\$630	↑	↓	↑	↑	2	0	2	•	
Thermador Masterpiece CET305TB	73	\$1,900	↑	↑	↓	↑	1	2	1	•	•
Samsung NZ30R5330RK	73	\$850	↑	↓	↑	↑	1	3	0	•	
GE JP3530SJSS	69	\$1,085	↑	↓	↑	↑	2	1	1	•	
Whirlpool WCE77US0HB	68	\$1,060	↑	↓	↑	↓	2	0	2	•	
<b>36-INCH ELECTRIC INDUCTION COOKTOPS</b>											
✓ Frigidaire Professional FPIC3677RF	94	\$2,180	↓	↑	↑	↑	4	1	0	NA	
✓ Frigidaire FFIC3626TB	93	\$705	↓	↑	↑	↑	3	2	0	NA	•
✓ Dacor Transitional DTI36P876BB	92	\$2,900	↓	↑	↑	↑	3	1	0	NA	•
Samsung NZ36K7880UG	89	\$2,380	↓	↑	↑	↑	4	1	0	NA	•
Jenn-Air JIC4536XS	83	\$2,775	↓	↓	↑	↑	5	0	0	NA	•
<b>30-INCH ELECTRIC INDUCTION COOKTOPS</b>											
✓ GE Profile PHP9030DJBB	95	\$2,000	↓	↑	↑	↑	3	1	0	NA	•
✓ Café CHP95302MSS	93	\$2,300	↓	↑	↑	↑	3	1	0	NA	•
✓ Frigidaire Gallery FGIC3066TB	93	\$1,000	↓	↑	↑	↑	3	1	0	NA	•
✓ Thermador Masterpiece CIT304TM	93	\$3,600	↓	↑	↑	↑	4	0	0	NA	•
✓ Dacor Transitional DTI30P876BB	92	\$2,500	↓	↑	↑	↑	3	1	0	NA	•
Viking Virtuoso 6 Series MVIC6304BBG	91	\$3,710	-	-	↑	↑	3	1	0	NA	•
Electrolux ECCI3068AS	90	\$2,200	↓	↑	↑	↑	4	0	0	NA	•
Samsung NZ30K7880UG	89	\$2,130	↓	↑	↑	↑	3	1	0	NA	•
Ikea Svardag 804.620.68	83	\$950	↓	↑	↑	↑	3	1	0	NA	•

> Digital and All Access members can find the latest, complete ratings at [CR.org/cooktops](https://www.cro.org/cooktops).

**HOW WE TEST:** Overall Score combines test results with survey data for predicted reliability and owner satisfaction. Predicted reliability estimates the likelihood that newly purchased models from a given brand

will develop problems or break within the first five years. Owner satisfaction reflects the proportion of CR members who are extremely likely to recommend the cooktop they bought. In cases where we have insufficient survey

data to provide a brand-level rating, indicated by a gray dash (-), we assume the model has average reliability and satisfaction. High heat reflects how quickly the highest-powered burner or element heats a large pot of water to

near-boiling. Low heat reflects how well the lowest-powered burner or element holds a low heat, and how the most powerful element, set to low, holds tomato sauce below a boil. Price is approximate retail.



# Dishwashers

New dishwashers use far less energy and water than they did a decade ago, though cycle times can now exceed three hours. Look for the Green Choice leaf symbol in our ratings to find the most efficient models in our tests.



### What to Look For

- Soil sensors gauge how dirty the load is and determine the right amount of time and water needed to get everything clean, improving efficiency.
- An adjustable upper rack allows for flexibility when loading dishes.
- A rinse and hold option can

help prevent soil from setting and keep odors under control while you wait for a full load.

### What to Skip

- Drawer models (not included in the ratings below), which are more expensive and tend to use more energy and water than standard dishwasher models.

### What You'll Pay

- A dishwasher with special wash zones, an LED-lit tub, digital displays, and special grime-fighting cycles can cost \$1,000 or more. For models with fewer features, sparkling performance starts at around \$600.

### BUYING ADVICE

Generally, the three basic wash cycles—light, normal, and heavy— suffice for most dishwashing needs, even for removing baked-on food.

For more buying advice, go to [CR.org/dishwashers](https://www.cr.org/dishwashers).

Brand + Model	Overall Score	Price	Survey Results		Test Results				Features			
			Predicted brand reliability	Owner satisfaction	Washing	Drying	Energy use	Noise	Adjustable upper rack	Adjustable tines	Interior material	Self-cleaning filter
<b>24-INCH (STANDARD-WIDTH)</b>												
✓ <b>Bosch</b> 100 Series SHXM4AY55N	🌿 85	\$850	⬆️	⬆️	⬆️	⬆️	⬆️	⬆️	●	●	Stainless steel and plastic	
✓ <b>Bosch</b> 800 Series SHXM88Z75N	84	\$1,450	⬆️	⬆️	⬆️	⬆️	⬆️	⬆️	●	●	Stainless steel	
✓ <b>Thermador</b> DWHD660WFP	83	\$1,800	⬆️	⬆️	⬆️	⬆️	⬆️	⬆️	●	●	Stainless steel	
✓ <b>Bosch</b> 800 Series SHPM78Z55N	83	\$1,200	⬆️	⬆️	⬆️	⬆️	⬆️	⬆️	●	●	Stainless steel	
✓ <b>Bosch</b> Benchmark SHX88PZ55N	83	\$1,650	⬆️	⬆️	⬆️	⬆️	⬆️	⬆️	●	●	Stainless steel	
<b>Bosch</b> 300 Series SHEM63W55N	🌿 79	\$950	⬆️	⬆️	⬆️	⬆️	⬆️	⬆️	●	●	Stainless steel	
<b>Kenmore</b> 14573	🌿 78	\$570	⬆️	⬆️	⬆️	⬆️	⬆️	⬆️	●		Stainless steel	
<b>Ikea</b> Essentiell (80.655.85)	77	\$480	⬆️	⬆️	⬆️	⬆️	⬆️	⬆️	●	●	Plastic	●
<b>Bertazzoni</b> DW24XT	75	\$1,265	—	—	⬆️	⬆️	⬆️	⬆️	●	●	Stainless steel	
<b>Café</b> CDT845P2NS1	🌿 74	\$1,300	⬆️	⬆️	⬆️	⬆️	⬆️	⬆️	●	●	Stainless steel	
<b>Thor Kitchen</b> HDW2401SS	74	\$1,125	—	—	⬆️	⬆️	⬆️	⬆️	●	●	Stainless steel	
<b>Kucht Professional</b> K6502D	74	\$1,040	—	—	⬆️	⬆️	⬆️	⬆️	●	●	Stainless steel	
<b>GE</b> GDT226SSLSS	73	\$600	⬆️	⬆️	⬆️	⬆️	⬆️	⬆️	●		Stainless steel	



**DISHWASHERS**

Brand + Model	Overall Score	Price	Survey Results		Test Results				Features				
			Predicted brand reliability	Owner satisfaction	Washing	Drying	Energy use	Noise	Adjustable upper rack	Adjustable tines	Interior material	Self-cleaning filter	
<b>24-INCH (STANDARD-WIDTH) Continued</b>													
Samsung DW80R7061UG	72	\$1,040										Stainless steel	
KitchenAid KDPM604KPS	72	\$1,050										Stainless steel	
LG LDT7808BM	72	\$1,110										Stainless steel	
Miele G7156SCVI	72	\$1,700										Stainless steel	
Whirlpool WDTA50SAKZ	72	\$750										Stainless steel	
Samsung DW80R7060UG	72	\$820										Stainless steel	
Insignia NS-DWR3SS1	71	\$550	-	-								Stainless steel	
Midea MDT24H3AST	71	\$575	-	-								Stainless steel	
Ikea SPOLAD [80422355]	71	\$1,000										Stainless steel	
Samsung DW80R9950US	69	\$1,080										Stainless steel	
Whirlpool WDT970SAHZ	69	\$800										Stainless steel	
Whirlpool WDF330PAHS	69	\$420										Plastic	
GE Profile PDT715SYNFS	68	\$900										Stainless steel and plastic	
Whirlpool WDF520PADM	68	\$500										Plastic	
Maytag MDB8959SKZ	68	\$900										Stainless steel	
Whirlpool WDT730PAHZ	68	\$595										Stainless steel and plastic	
Maytag MDB4949SKZ	67	\$750										Stainless steel	
LG Signature LUDP8997SN	66	\$1,700										Stainless steel	
KitchenAid KDFE204KPS	66	\$850										Stainless steel	
Ikea LAGAN [00385804]	66	\$280										Plastic	
LG LDP6810BD	66	\$950										Stainless steel	
Samsung DW80R5060US	65	\$700										Stainless steel	
KitchenAid KDTE104KPS	65	\$750										Stainless steel	
KitchenAid KDFE104KPS	65	\$800										Stainless steel	
Miele G5056SCVISF	65	\$1,450										Stainless steel	
Hotpoint HDF330PGRWW	65	\$350										Plastic	
Samsung DW80B7070US	64	\$840										Stainless steel	
Frigidaire FFCD2413US	64	\$450										Plastic	
Whirlpool WDF130PAHW	64	\$545										Plastic	
GE Monogram ZDT985SSNSS	64	\$2,400										Stainless steel	
Hisense HUI6220XCUS	63	\$500	-	-								Stainless steel	



**DISHWASHERS**

Brand + Model	Overall Score	Price	Survey Results		Test Results				Features			
			Predicted brand reliability	Owner satisfaction	Washing	Drying	Energy use	Noise	Adjustable upper rack	Adjustable tines	Interior material	Self-cleaning filter
<b>24-INCH (STANDARD-WIDTH) Continued</b>												
LG LDF5545ST	61	\$695									Stainless steel	
KitchenAid KDTM704KPS	60	\$1,410									Stainless steel	
Samsung DW80R2031US	59	\$480									Stainless steel	
Frigidaire FFID2426TS	59	\$500									Plastic	
Amana ADB1400AGW	58	\$415									Plastic	
Samsung DW80N3030US	58	\$550									Stainless steel and plastic	
Amana ADB1500ADS	57	\$665									Plastic	
Frigidaire FGID2468UF	56	\$660									Plastic	
Frigidaire Gallery FGID2479SF	56	\$700									Stainless steel	
Frigidaire Gallery FGIP2468UF	56	\$710									Plastic	
GE GDF630PSMSS	56	\$615									Plastic	
GE GDF535PGRBB	55	\$560									Plastic	
Frigidaire GDPH4515AF	54	\$610									Plastic	
Fisher & Paykel DD24DDFTX9N	53	\$1,900									Plastic	
LG Studio LSDTS9882S	52	\$1,300									Stainless steel	
Whirlpool WDT970SAKZ	52	\$970									Stainless steel	
Whirlpool WDT750SAKZ	52	\$835									Stainless steel	
<b>18-INCH (COMPACT)</b>												
Whirlpool WDF518SAHM	70	\$960									Stainless steel and plastic	
Danby DDW1804EB	67	\$620	-	-							Stainless steel	
GE Profile PDT145SSLSS	63	\$780									Stainless steel and plastic	
Frigidaire FFBD1831UW	62	\$685									Stainless steel	
Bosch SPX68B5UC	58	\$1,195									Stainless steel	
Haier QDT125SSLSS	57	\$670	-	-							Stainless steel	

> Digital and All Access members can find the latest, complete ratings at [CR.org/dishwashers](https://CR.org/dishwashers).

**HOW WE TEST:** Overall Score combines test results with survey data for predicted reliability and owner satisfaction. Predicted reliability estimates the likelihood that newly purchased models from a given brand will develop problems or break within the first five years. Findings are from CR's 2020, 2021, and 2022 Spring

Quarterly Surveys. Owner satisfaction reflects the proportion of CR members who are extremely likely to recommend the dishwasher they bought. In cases where we have insufficient survey data to provide a brand-level rating, indicated by a gray dash (-), the model gets weighted category average scores for reliability and satisfaction. Washing

is assessed by running the Normal or equivalent cycle to clean a full load of dishes with baked-on food. Drying performance is our assessment of how thoroughly a model dries plastic cups, the most stubborn in any load. Energy use is energy and water use for our test cycle. A panel of testers judge Noise levels by listening to each

machine through its entire cycle. Cycle time (min.), rounded to the nearest 5 minutes, is based on running the Normal or equivalent cycle to clean a full load. Under Features, in Interior materials, SS= stainless steel, P=plastic. Price is approximate retail.







## Gas Grills

You don't have to spend a fortune to get a grill that will consistently deliver great-tasting food. In fact, many mid-priced grills now have side burners and other helpful perks once found exclusively on high-end models.



### What to Look For

- Burners made of high-quality stainless steel, cast iron, or cast brass, which usually carry a warranty of 10 years or longer.
- Stainless-steel or coated cast-iron grates for sturdiness and rust-resistance.
- A battery-powered electronic igniter.

■ If you enjoy grilling a variety of foods—from delicate fish to sizzling steaks—look at the temperature-range score in our ratings. The higher the score, the more types of cooking you can do.

### What to Skip

- Buying by Btu. This measure alone doesn't guarantee

faster pre-heating or better searing and cooking.

### What You'll Pay

■ Plan on \$300 to \$700 for a grill that can handle most of your cooking needs. Several midsized grills that cost less than \$600 outperformed models that cost hundreds of dollars more.

### BUYING ADVICE

You might not need as big a grill as you think: We found large grills can typically fit 28 or more 4-inch burgers at once. Mid-sized models fit 18 to 28.

For more buying advice, go to [CR.org/gas-grills](http://CR.org/gas-grills).

Brand + Model	Overall Score	Price	Survey Results		Test Results						Features			
			Predicted reliability	Owner satisfaction	Evenness performance	Preheat performance	Temperature range	Indirect cooking	Convenience	Sturdiness	Measured cooking grid area (sq. in.)	Exterior dimensions (HxWxD)	Long-warranty burners	Side burner
<b>SMALL GAS GRILLS (ROOM FOR 18 OR FEWER BURGERS)</b>														
✓ <b>PermaSteel</b> PG-40301-BK	73	\$380	-	-	↑	↑	↑	↑	↑	↓	↓	340	45 x 47 x 20	
✓ <b>Weber</b> Spirit E-210 46110001	72	\$570	↑	↑	↑	↓	↓	↑	↑	↓		340	46 x 50 x 26	•
✓ <b>Cuisinart</b> GAS0256AS [Item# 576794497] (Walmart)	71	\$270	-	-	↑	↑	↑	↑	↓	↑		320	48 x 50 x 24	•
✓ <b>Weber</b> Spirit II E-210 44020001	70	\$460	↑	↑	↑	↓	↑	↑	↑	↑		340	45 x 47 x 29	•
✓ <b>Expert Grill</b> 720-0988EC [Item# 585454662] (Walmart)	70	\$170	-	-	↑	↑	↑	↑	↓	↓		320	44 x 47 x 24	
<b>Nexgrill</b> 720-1012	67	\$165	↑	↓	↑	↑	↑	↑	↓	↑		310	43 x 47 x 23	
<b>Expert Grill</b> 720-0864T [Item# 585314283] (Walmart)	66	\$210	-	-	↑	↑	↑	↑	↓	↓		265	46 x 44 x 21	
<b>Kenmore</b> PG-4030400LD	65	\$395	↓	↓	↑	↑	↑	↑	↓	↓		340	46 x 51 x 20	
<b>Dyna-Glo</b> DGF350CSP-D	65	\$170	↑	↓	↑	↑	↓	↓	↓	↑		315	41 x 48 x 23	•
<b>Megamaster</b> 720-0864MA	64	\$250	↑	↓	↑	↑	↑	↑	↓	↓		265	47 x 43 x 22	
<b>Expert Grill</b> XG10-101-002-02 [Item# 577812180] (Walmart)	64	\$110	-	-	↑	↑	↓	↓	↓	↓		275	41 x 53 x 23	
<b>Char-Broil</b> Signature 463675517	64	\$360	↓	↓	↑	↓	↑	↑	↓	↓		315	47 x 46 x 27	•



**GAS GRILLS**

Brand + Model	Overall Score	Price	Survey Results		Test Results							Features			
			Predicted reliability	Owner satisfaction	Evenness performance	Preheat performance	Temperature range	Indirect cooking	Convenience	Sturdiness	Measured cooking grid area (sq. in.)	Exterior dimensions (HxWxD)	Long-warranty burners	Side burner	
<b>SMALL GAS GRILLS (ROOM FOR 18 OR FEWER BURGERS) Continued</b>															
Dyna-Glo DGC310CNP	64	\$140	⬆️	⬇️	⬆️	⬇️	⬇️	⬆️	⬆️	⬇️	⬇️	275	44 x 44 x 25		
American Gourmet 465734721 [Item# 2582840] (Lowe's)	64	\$180	⬇️	⬇️	⬆️	⬆️	⬆️	⬆️	⬆️	⬇️	⬇️	320	41 x 47 x 25		
Permasteel PG-40201-CO	64	\$350	-	-	⬆️	⬆️	⬆️	⬆️	⬆️	⬆️	⬆️	240	48 x 44 x 21		
RevoAce GBC1729W (Walmart)	64	\$160	-	-	⬆️	⬆️	⬆️	⬆️	⬆️	⬆️	⬇️	310	44 x 51 x 24		•
Broil King Gem 320 814154	64	\$400	⬆️	⬇️	⬆️	⬆️	⬆️	⬆️	⬆️	⬆️	⬆️	255	44 x 46 x 21	•	
<b>MIDSIZED GAS GRILLS (ROOM FOR 18 TO 28 BURGERS)</b>															
✔️ Weber Genesis Smart Grill EPX-335 35810001	81	\$1,550	⬆️	⬆️	⬆️	⬆️	⬆️	⬆️	⬆️	⬆️	⬆️	475	49 x 60 x 26	•	•
✔️ Even Embers GAS8560AS	80	\$565	-	-	⬆️	⬆️	⬆️	⬆️	⬆️	⬆️	⬆️	480	48 x 55 x 22	•	•
✔️ Cuisinart 5 Burners Dual Fuel GAS2556AS (Walmart)	78	\$500	-	-	⬆️	⬆️	⬆️	⬆️	⬆️	⬆️	⬆️	440	49 x 55 x 21	•	•
✔️ Weber Genesis II E-310	78	\$780	⬆️	⬆️	⬆️	⬆️	⬆️	⬆️	⬆️	⬆️	⬆️	485	46 x 55 x 28	•	
✔️ Weber Genesis S-435 36400001	78	\$1,600	⬆️	⬆️	⬆️	⬆️	⬆️	⬆️	⬆️	⬆️	⬆️	610	49 x 69 x 27	•	•
✔️ Weber Genesis E-325s 35310001	77	\$1,000	⬆️	⬆️	⬆️	⬆️	⬆️	⬆️	⬆️	⬆️	⬆️	485	48 x 61 x 27	•	
✔️ Weber Genesis S-335 35400001	77	\$1,430	⬆️	⬆️	⬆️	⬆️	⬆️	⬆️	⬆️	⬆️	⬆️	485	48 x 61 x 27	•	•
✔️ Weber Genesis II S-335 61006001	77	\$1,080	⬆️	⬆️	⬆️	⬆️	⬆️	⬆️	⬆️	⬆️	⬆️	485	47 x 57 x 29	•	•
✔️ Napoleon Rogue 525 RSE525SIBPSS	76	\$1,000	⬆️	⬆️	⬆️	⬆️	⬆️	⬆️	⬆️	⬆️	⬆️	440	48 x 57 x 25	•	•
✔️ Weber Genesis S-325s 35300001	76	\$1,030	⬆️	⬆️	⬆️	⬆️	⬆️	⬆️	⬆️	⬆️	⬆️	610	49 x 69 x 27	•	•
✔️ Weber Genesis II SE-335 61016201	76	\$1,050	⬆️	⬆️	⬆️	⬆️	⬆️	⬆️	⬆️	⬆️	⬆️	485	47 x 57 x 29	•	•
✔️ Weber Summit S-470	76	\$2,750	⬆️	⬆️	⬆️	⬆️	⬆️	⬆️	⬆️	⬆️	⬆️	445	51 x 66 x 27	•	•
✔️ Weber Spirit Smart Series SX-315 46502401	75	\$970	⬆️	⬆️	⬆️	⬆️	⬆️	⬆️	⬆️	⬆️	⬆️	395	46 x 51 x 25	•	
✔️ Nexgrill 720-1046 (Home Depot)	75	\$450	⬆️	⬆️	⬆️	⬆️	⬆️	⬆️	⬆️	⬆️	⬆️	485	47 x 65 x 24		•
✔️ Monument Grills 25392	74	\$370	-	-	⬆️	⬆️	⬆️	⬆️	⬆️	⬆️	⬆️	425	46 x 54 x 22		•
✔️ Cuisinart Dual Fuel GAS2456AS (Walmart)	74	\$350	-	-	⬆️	⬆️	⬆️	⬆️	⬆️	⬆️	⬆️	400	49 x 53 x 21	•	•
✔️ 3 Embers GAS9675AF	73	\$900	-	-	⬆️	⬆️	⬆️	⬆️	⬆️	⬆️	⬆️	520	49 x 60 x 24	•	•
✔️ Even Embers GAS1466AS	73	\$350	-	-	⬆️	⬆️	⬆️	⬆️	⬆️	⬆️	⬆️	405	48 x 52 x 23	•	•
✔️ Even Embers GAS2400AS (Tractor Supply)	73	\$200	-	-	⬆️	⬆️	⬆️	⬆️	⬆️	⬆️	⬆️	380	48 x 52 x 25		
✔️ Nexgrill Deluxe 720-0896B	72	\$650	⬆️	⬆️	⬆️	⬆️	⬆️	⬆️	⬆️	⬆️	⬆️	505	48 x 60 x 23		•
✔️ Weber Spirit SP-335 46802101	72	\$930	⬆️	⬆️	⬆️	⬆️	⬆️	⬆️	⬆️	⬆️	⬆️	395	46 x 49 x 26	•	•
✔️ Saber Select R52SC0421	72	\$1,050	⬆️	⬆️	⬆️	⬆️	⬆️	⬆️	⬆️	⬆️	⬆️	460	48 x 62 x 25	•	•
✔️ Napoleon Freestyle 365 F365DPGT	72	\$600	⬆️	⬆️	⬆️	⬆️	⬆️	⬆️	⬆️	⬆️	⬆️	315	46 x 48 x 24	•	





**GAS GRILLS**

Brand + Model	Overall Score	Price	Survey Results		Test Results						Features			
			Predicted reliability	Owner satisfaction	Evenness performance	Preheat performance	Temperature range	Indirect cooking	Convenience	Sturdiness	Measured cooking grid area (sq. in.)	Exterior dimensions (HxWxD)	Long-warranty burners	Side burner

**MIDSIZED GAS GRILLS (ROOM FOR 18 TO 28 BURGERS)** *Continued*

✓ <b>Megamaster 720-0983</b>	71	\$270	↑	↓	↑	↑	↑	↑	↑	↓	↓	480	45 x 59 x 24		
✓ <b>Monument Grills 24367</b>	71	\$395	-	-	↑	↑	↑	↑	↓	↑	↓	460	46 x 55 x 22		•
✓ <b>3 Embers GAS7480BS</b>	71	\$785	-	-	↑	↑	↑	↑	↓	↓	↑	480	49 x 58 x 24	•	•
✓ <b>RevoAce GBC1748WS (Walmart)</b>	71	\$180	-	-	↑	↑	↑	↑	↑	↓	↑	425	46 x 55 x 24		•
✓ <b>Royal Gourmet GA6402B</b>	70	\$480	-	-	↑	↑	↑	↑	↑	↓	↓	440	46 x 63 x 23		•
✓ <b>Napoleon Rogue XT RXT425SIBPK-1</b>	70	\$900	↑	↑	↓	↑	↑	↑	↑	↓	↓	420	48 x 51 x 25	•	•
✓ <b>Dyna-Glo DGF571CRP-D</b>	70	\$500	↑	↓	↑	↑	↑	↑	↓	↑	↓	505	47 x 64 x 22		•
✓ <b>Monument Grills 13478</b>	70	\$350	-	-	↓	↑	↑	↑	↑	↑	↓	415	46 x 54 x 19		•
✓ <b>Expert Grill 5 Burners Propane with Side Burner (Walmart)</b>	70	\$300	-	-	↑	↑	↑	↑	↑	↑	↓	420	47 x 53 x 22		•

**LARGE GAS GRILLS (ROOM FOR 28 OR MORE BURGERS)**

✓ <b>Monument Grills 77352</b>	84	\$750	-	-	↑	↑	↑	↑	↑	↑	↓	585	46 x 62 x 23		•
✓ <b>Weber Summit E-670</b>	80	\$3,550	↑	↑	↑	↑	↑	↑	↑	↑	↑	605	52 x 72 x 27	•	•
✓ <b>Even Embers GAS2660AS (Tractor Supply)</b>	79	\$500	-	-	↑	↑	↑	↑	↑	↑	↑	530	49 x 59 x 22		•
✓ <b>Napoleon Rogue 625 RXT625SIBPSS-1</b>	77	\$1,200	↑	↑	↑	↑	↑	↑	↑	↑	↑	580	48 x 66 x 25	•	•
✓ <b>Weber Genesis II S-435 62006001</b>	77	\$1,300	↑	↑	↑	↑	↓	↓	↑	↑	↑	610	47 x 65 x 28	•	•
✓ <b>Napoleon LEX730RSBIPSS</b>	76	\$2,050	↑	↑	↑	↑	↑	↑	↑	↓	↑	545	49 x 75 x 27	•	•
✓ <b>Napoleon Prestige Pro 665RSIBP</b>	74	\$3,300	↑	↑	↑	↓	↑	↑	↑	↓	↑	615	51 x 77 x 26	•	•
✓ <b>Weber Genesis E-435 36410001</b>	73	\$1,650	↑	↑	↑	↓	↓	↑	↑	↑	↓	610	48 x 68 x 27	•	•
✓ <b>Fuego Premium 3 Burners F36S</b>	73	\$2,355	↓	↑	↑	↑	↑	↑	↑	↓	↑	630	49 x 61 x 26	•	
✓ <b>Broil King Regal S590 Pro 958344</b>	72	\$2,000	↑	↓	↓	↑	↑	↑	↑	↑	↑	560	48 x 63 x 24	•	•
<b>Kenmore PG-40602SRL</b>	70	\$715	↓	↓	↑	↑	↑	↑	↑	↓	↑	550	47 x 65 x 21		•
<b>Broil King Baron 590 PRO 876244</b>	67	\$1,330	↑	↓	↑	↓	↑	↑	↑	↑	↑	550	47 x 63 x 26	•	•
<b>Saber R67SC0012</b>	66	\$3,150	↑	↓	↑	↓	↑	↑	↑	↑	↑	555	49 x 64 x 25	•	•
<b>Broil King Regal S510 886114</b>	66	\$1,850	↑	↓	↓	↓	↑	↑	↑	↓	↓	575	48 x 63 x 27	•	

> Digital and All Access members can find the latest, complete ratings at [CR.org/gas-grills](https://www.cro.org/gas-grills).

**HOW WE TEST:** Overall Score combines test results with survey data for predicted reliability and owner satisfaction. Predicted reliability estimates the likelihood that newly purchased models from a given brand will develop problems or break within the first five years. Owner satisfaction reflects the proportion of CR members who are extremely likely to recommend

the gas grill they bought. In cases where we have insufficient survey data to provide a brand-level rating, indicated by a gray dash (-), we give the model weighted category average reliability and satisfaction scores. To measure Evenness performance, we use thermocouples to map the evenness of heating over the grill's surface at the highest and lowest

setting using all main burners—plus the evenness after a 10-minute preheat. Preheat performance evaluates the temperature after a 10-minute preheat, giving an indication of how quickly the grill reaches its maximum temperature. Temperature range reflects how wide a temperature span the grill offers, comparing temperatures at the high and low setting using all main

burners. Indirect cooking indicates grill temperature when only one or two of the burners are on, to represent a cooking task where the food is placed between or alongside the direct flame. Convenience includes grate material, wheels or casters for moving the grill, and useful features such as electronic igniter. Price is approximate retail.



# Generators

Large portable generators cost can power your fridge and more. Home standby models, which are permanently installed, will start automatically if the power goes out. Quiet inverter models run longer and use less gasoline than regular portable models.



## What to Look For

- Enough wattage. Plan on at least 5,000 watts to cover key emergency needs in a typical home; 10,000 watts or more if you also want to run central A/C, an electric range, and a washer/dryer.
- Automatic low-oil shutoff, which protects the engine from internal damage.

■ For portables, look for a carbon monoxide shut-off, a lifesaving feature. Choose a generator that complies with PGMA G300 or UL 2201 safety standards, marked on the packaging.

## What to Skip

- Disregard big surge claims; the best units can handle

the extra watts that some appliances draw when they cycle on.

## What You'll Pay

- A regular, non-inverter unit with 5,000 to 8,000 watts will run \$600 to \$1,500; stationary, home standby units range from \$2,000 to over \$3,500 (plus installation).

## BUYING ADVICE

Factor in an extra \$450 to \$1,500 to buy and install a transfer switch or interlock kit, devices that safely connect a generator to your circuit panel.

For more buying advice, go to [CR.org/generators](http://CR.org/generators).

Brand + Model	Overall Score	Price	Test Results					Features			
			Power delivery	Power quality	Noise	Ease of use	CO safety technology	Claimed output (watts)	Fuel type	Electric start	Fuel gauge
<b>PORTABLE (RUNNING WATTAGE: 7000-8000W)</b>											
✓ Generac XT8500EFI	75	\$1,000	↑	↑	↓	↑	↓	8500	gasoline	•	•
✓ Generac GP8000E COSENSE 50ST	74	\$1,230	↑	↑	↓	↑	↓	8000	gasoline	•	•
✓ DuroMax XP10000HX	73	\$1,300	↑	↑	↓	↑	↓	Gas 8000 LP 7600	gasoline or propane	•	•
✓ Champion 100416	73	\$1,320	↑	↑	↓	↑	↓	Gas 8000 LP 7200	gasoline or propane	•	•
✓ DeWalt PMC168000	71	\$1,050	↑	↑	↓	↑	↓	8000	gasoline	•	•
✓ Briggs & Stratton 030741	70	\$1,370	↑	↑	↓	↑	↓	8000	gasoline	•	•
Briggs & Stratton 030740	68	\$1,100	↑	↑	↓	↑	↓	7000	gasoline	•	•
Generac XT8000EFI	66	\$1,380	↑	↑	↓	↑	↓	8000	gasoline	•	•
Firman H07553	66	\$950	↑	↓	↓	↑	↓	Gas 7500 LP 6750	gasoline or propane	•	•
<b>PORTABLE (RUNNING WATTAGE: 5000-6900W)</b>											
✓ Generac 7680	73	\$800	↑	↑	↓	↑	↑	6500	gasoline	•	•
✓ Briggs & Stratton 30728	72	\$800	↑	↑	↓	↑	↑	6250	gasoline	•	•
✓ Generac 7683	71	\$850	↑	↑	↓	↑	↓	6500	gasoline	•	•





**GENERATORS**

Brand + Model	Overall Score	Price	Test Results					Features			
			Power delivery	Power quality	Noise	Ease of use	CO safety technology	Claimed output (watts)	Fuel type	Electric start	Fuel gauge
<b>PORTABLE (RUNNING WATTAGE: 5000-6900W) <i>Continued</i></b>											
✓ Generac GP6500 COSENSE 50ST	70	\$950	↑	↑	↓	↑	↓	6500	gasoline		•
DeWalt DXGNR6500	68	\$900	↑	↑	↓	↑	↓	6500	gasoline		•
Ryobi RY906500S	67	\$800	↑	↑	↓	↑	↑	6500	gasoline		
A-iPower SUA7000P	67	\$880	↑	↑	↓	↑	↑	6000	gasoline		•
Briggs & Stratton 030738	66	\$875	↑	↑	↓	↓	↓	5750	gasoline		•
Champion 100592	59	\$750	↓	↑	↓	↑	↓	Gas 6250 LP 5600	gasoline or propane		
Craftsman 030731	59	\$650	↓	↑	↓	↑	↓	5000	gasoline		•
Yamaha EF7200DE	53	\$1,600	↑	↑	↓	↑	↓	6000	gasoline	•	•
Westinghouse WGen5300sc	52	\$660	↓	↑	↓	↑	↓	5300	gasoline	•	•
NorthStar 165603	52	\$1,900	↑	↓	↓	↑	↓	6600	gasoline		
Pulsar PG6580ECO	50	\$700	↓	↑	↓	↑	↓	5300	gasoline	•	•
<b>PORTABLE (RUNNING WATTAGE: 2500-4900W)</b>											
✓ Champion 201156	79	\$640	↑	↑	↓	↑	↓	3650	gasoline	•	•
✓ Green-Power GN5250DCS	78	\$730	↑	↑	↓	↑	↑	Gas 4250 LP 3800	gasoline or propane		•
✓ DeWalt DXGNR4000	77	\$550	↑	↑	↓	↑	↑	4000	gasoline		•
✓ Craftsman 030729	77	\$450	↑	↑	↓	↓	↓	3500	gasoline		•
✓ Honda EG4000CL With Co-Minder	76	\$1,600	↑	↑	↓	↑	↑	3500	gasoline		•
✓ PowerBoss 030755	73	\$350	↑	↑	↓	↓	↑	3500	gasoline		•
✓ Sportsman 806694	72	\$470	↑	↑	↓	↑	↓	Gas 3500 LP 3150	gasoline or propane		
<b>INVERTER (5,000-PLUS WATTS, 220-VOLT-CAPABLE)</b>											
✓ Honda EU7000is with CO-MINDER	84	\$5,050	↑	↑	↑	↑	↑	5500	gasoline	•	•
✓ Predator 9500 with CO SECURE	79	\$2,300	↑	↑	↑	↑	↓	7600	gasoline	•	•
✓ Wen GN875iX	72	\$1,080	↑	↑	↓	↑	↓	7000	gasoline	•	•
Champion 201066	54	\$1,230	↓	↑	↓	↑	↓	5250	gasoline		•
Yamaha EF6300ISDE	51	\$3,600	↓	↑	↑	↑	↓	5500	gasoline	•	•
<b>INVERTER (2,500 TO 5,000 WATTS)</b>											
✓ Honda EU3000iS with CO-MINDER	85	\$2,200	↑	↑	↑	↑	↑	2800	gasoline	•	•
✓ Champion 201049	85	\$750	↑	↑	↓	↑	↑	3650	gasoline		•
✓ Ryobi RYi4022X	84	\$800	↑	↑	↓	↑	↑	3400	gasoline		
✓ Briggs & Stratton 30795	82	\$1,150	↑	↑	↑	↑	↓	3700	gasoline	•	•







**GENERATORS**

Brand + Model	Overall Score	Price	Test Results					Features			
			Power delivery	Power quality	Noise	Ease of use	CO safety technology	Claimed output (watts)	Fuel type	Electric start	Fuel gauge
<b>INVERTER (2,500 TO 5,000 WATTS) <i>Continued</i></b>											
✓ Predator 4550 Watt w CO Secure	82	\$630	↑	↑	↑	↑	↓	3650	gasoline		•
✓ Echo EGI-4000	82	\$850	↑	↑	↓	↑	↑	3400	gasoline		•
Predator 3500	68	\$870	↑	↑	↑	↑	↓	3000	gasoline	•	
Honda EG2800i	63	\$1,000	↑	↑	↑	↑	↓	2500	gasoline		•
<b>INVERTER (1,500 TO 2,500 WATTS)</b>											
✓ Honda EU2200iTAG	76	\$1,300	↑	↑	↑	↑	↑	1800	gasoline		
✓ DeWalt DXGNI2200	75	\$650	↑	↑	↑	↑	↑	1700	gasoline		
✓ Echo EGI-2300	73	\$850	↑	↑	↑	↑	↑	1800	gasoline		•
✓ Ryobi RYi2322VNM	70	\$630	↑	↑	↑	↑	↑	1800	gasoline		•
Westinghouse iGen2500	62	\$600	↑	↑	↑	↑	↓	2200	gasoline		•
Honda EU2200i	61	\$1,160	↑	↑	↑	↑	↓	1800	gasoline		
<b>INVERTER (LESS THAN 1,500 WATTS)</b>											
Predator 57063	71	\$430	↑	↑	↑	↑	↑	1100	gasoline		
<b>HOME STANDBY (MORE THAN 10,000 WATTS)</b>											
✓ Champion 100179	93	\$3,700	↑	↑	↓	↑	NA	NG 11000 LPG 12500	NG/LPG	•	
✓ Cummins RS13A	91	\$3,400	↑	↑	↓	↑	NA	NG 13000 LPG 13000	NG/LPG	•	
✓ Briggs & Stratton 040546	90	\$3,600	↑	↑	↓	↑	NA	NG 10800 LPG 12000	NG/LPG	•	
✓ Kohler 14RCAL	90	\$4,250	↑	↑	↓	↑	NA	NG 12000 LPG 14000	NG/LPG	•	
✓ Generac 7224	89	\$3,900	↑	↑	↓	↑	NA	NG 14000 LPG 14000	NG/LPG	•	
<b>HOME STANDBY (10,000 WATTS OR LESS)</b>											
✓ Champion 100174	94	\$2,500	↑	↑	↑	↑	NA	NG 7500 LPG 8500	NG/LPG	•	
✓ Winco PSS8B	92	\$5,000	↑	↑	↓	↑	NA	NG 7600 LPG 8400	NG/LPG	•	
✓ Generac 6998	90	\$2,000	↑	↑	↓	↑	NA	NG 6000 LPG 7500	NG/LPG	•	
Briggs & Stratton 40375	79	\$2,900	↑	↓	↓	↑	NA	NG 9000 LPG 10000	NG/LPG	•	

> Digital and All Access members can find the latest, complete ratings at [CR.org/generators](https://www.crg.org/generators).

**HOW WE TEST:** Overall Score is based on the performance of the product in all of our tests. Power delivery indicates how much wattage models deliver and how well they handle surges in power demand over various loads. **Power**

**quality** evaluates a generator's ability to deliver power smoothly, with consistent voltage. **Noise** is measured at 23 and 50 feet from the generator. **Ease of use** includes starting, transport (for portables), and helpful features such

as fuel shutoff. **CO safety** captures whether a generator shuts off when CO builds in an enclosed space, and reflects CO emissions in a partially-enclosed space. Under claimed output (watts) and fuel type, LPG=propane and NG=natural

gas. **Price** is approximate retail. Note: Portables have a run time of about 6 to 18 hours on a tank of gas; stationary models run on natural gas indefinitely.



# Lawn Mowers and Tractors

Most people opt for self-propelled gas mowers, which require regular upkeep and oil changes. Newer battery mowers need less maintenance. For a large lawn, consider a lawn tractor or a zero-turn riding mower to maneuver easily around trees and flower beds.



### What to Look For

- If you have a small, level lawn, a walk-behind mower, either push or self-propelled, will do the trick.
- A self-propelled mower is better for a sloping site.
- For a gas riding mower, you'll want a fuel gauge that's visible from the driver's seat—which should have a

- high, supportive back.
- For battery-powered mowers, focus on models with longer run times and shorter charge times.
- A washout port that accepts a hose for cleaning.

### What to Skip

- Larger mower engines don't guarantee better mowing.

- High rear mower wheels may not improve handling.
- Zero-turn mowers can be difficult to control and stop on steep slopes.

### What You'll Pay

- For mowers, from about \$300 to \$1,000. For tractors, from \$1,850 to \$5,000.

### BUYING ADVICE

We test how well each mower works in three cutting modes (mulching, bagging, and side discharging). Find a model that earns high marks in your preferred mode.

For more buying advice, go to [CR.org/mowers](https://www.cr.org/mowers).

Brand + Model	Overall Score	Price	Survey Results		Test Results									
			Predicted reliability	Owner satisfaction	Side discharging	Mulching	Bagging	Evenness	Handling	Run time	Charge time	Noise at ear	Noise at 25 ft.	Deck size (in.)
<b>GAS PUSH MOWERS</b>														
✓ Honda HRN216PKA	78	\$530	↑	↑	↑	↑	↑	↑	↑	NA	NA	↓	↓	21
✓ Cub Cadet SC100 HW	71	\$300	↑	↑	↑	↑	↓	↑	↑	NA	NA	↓	↓	21
✓ Toro Recycler 21332	71	\$320	↑	↓	↑	↑	↓	↑	↑	NA	NA	↓	↑	21
✓ Toro Recycler SmartStow 21329	71	\$300	↑	↓	↑	↑	↑	↑	↑	NA	NA	↓	↓	22
✓ Troy-Bilt TB120B	70	\$300	↑	↓	↑	↑	↓	↑	↑	NA	NA	↓	↓	21
Yardmax YG1650	69	\$230	-	-	↑	↑	↓	↑	↑	NA	NA	↓	↓	21
Masport 478946	65	\$500	-	-	↑	↑	↓	↑	↓	NA	NA	↓	↓	21
Craftsman M110	65	\$320	↑	↓	↑	↑	↓	↑	↑	NA	NA	↓	↑	21
Snapper 7800979	64	\$500	↓	↓	↑	↑	↑	↑	↑	NA	NA	↓	↓	21
<b>GAS SELF-PROPELLED MOWERS</b>														
✓ Honda HRX217HZA	87	\$980	↑	↑	↓	↑	↑	↑	↑	NA	NA	↓	↓	21
✓ Honda HRN216VLA	84	\$570	↑	↑	↑	↑	↑	↑	↑	NA	NA	↓	↑	21
✓ Honda HRN216VKA	84	\$450	↑	↑	↑	↑	↑	↑	↑	NA	NA	↓	↑	21
✓ Honda HRX217VKA	83	\$700	↑	↑	↓	↑	↑	↑	↑	NA	NA	↓	↓	21



**LAWN MOWERS AND TRACTORS**

Brand + Model	Overall Score	Price	Survey Results		Test Results									
			Predicted reliability	Owner satisfaction	Side discharging	Mulching	Bagging	Evenness	Handling	Run time	Charge time	Noise at ear	Noise at 25 ft.	Deck size (in.)
<b>GAS SELF-PROPELLED MOWERS</b> <i>Continued</i>														
✓ Toro Super Recycler 21387	76	\$650	↓	↑	↑	↑	↑	↑	↑	NA	NA	↓	↑	21
✓ Toro Super Recycler 21386	76	\$600	↓	↑	↑	↑	↑	↑	↑	NA	NA	↓	↑	21
✓ Toro Personal Pace Recycler 21465	75	\$450	↓	↑	↑	↑	↑	↑	↑	NA	NA	↓	↓	22
✓ Toro Recycler 21462	73	\$430	↓	↑	↑	↑	↑	↑	↑	NA	NA	↓	↓	22
✓ Craftsman M320	73	\$450	↓	↓	↑	↑	↑	↑	↑	NA	NA	↓	↓	21
✓ Toro PoweReverse Recycler SmartStow 20355	73	\$470	↓	↑	↑	↑	↑	↑	↑	NA	NA	↓	↓	22
✓ Toro Super Recycler 21565	72	\$550	↓	↑	↑	↑	↓	↑	↑	NA	NA	↓	↓	21
✓ Honda HRS216VKA	70	\$450	↑	↑	↑	↑	NA	↑	↑	NA	NA	↓	↑	21
✓ Cub Cadet SC 900	70	\$450	↓	↓	NA	↑	↑	↑	↑	NA	NA	↓	↓	23
✓ Troy-Bilt TB260B XP	70	\$400	↓	↓	↑	↑	↓	↑	↑	NA	NA	↓	↓	21
✓ Toro 21352	69	\$360	↓	↑	↑	↑	↑	↑	↓	NA	NA	↓	↓	21
✓ Snapper 7800980	66	\$700	↓	↓	↑	↑	↑	↑	↑	NA	NA	↓	↓	21
✓ Craftsman M270	65	\$420	↓	↓	↑	↑	↓	↑	↑	NA	NA	↓	↓	21
✓ Masport 479905	65	\$640	-	-	↑	↑	↑	↑	↑	NA	NA	↓	↓	21
✓ Craftsman M230	65	\$390	↓	↓	↑	↑	↓	↑	↑	NA	NA	↓	↓	21
✓ Cub Cadet SC 300HW	64	\$330	↓	↓	↑	↑	↓	↑	↑	NA	NA	↓	↑	21
✓ Toro Recycler 21442	64	\$400	↓	↑	↑	↑	↓	↑	↓	NA	NA	↓	↓	22
✓ Craftsman M220	64	\$370	↓	↓	↑	↑	↓	↑	↓	NA	NA	↓	↑	21
<b>GAS WIDE-DECK SELF-PROPELLED MOWERS</b>														
✓ Troy-Bilt TB WC28T	75	\$1,050	↓	↓	↑	↑	↑	↑	↑	NA	NA	↓	↓	28
✓ Toro Timemaster 21199	74	\$1,400	↓	↑	↑	↑	↑	↑	↑	NA	NA	↓	↓	30
<b>BATTERY PUSH MOWERS</b>														
✓ Ego LM 2135	84	\$600	↑	↑	↑	↑	↑	↑	↑	↑	↑	↑	↑	21
✓ Ryobi RY401220	83	\$850	↑	↑	↑	↑	↑	↑	↑	↑	↑	↑	↑	21
✓ Ryobi RY401200	79	\$550	↑	↑	↑	↑	↑	↑	↑	↑	↓	↑	↑	21
✓ Ryobi RY401170VNM	78	\$400	↑	↑	↑	↑	↑	↑	↑	↑	↓	↑	↑	20
✓ Kobalt (Lowe's) KPM 1040A-03	77	\$300	↑	↑	↑	↑	↓	↑	↑	↑	↓	↑	↑	20
✓ DeWalt DCMWP233U2	76	\$450	-	-	↑	↑	↓	↑	↑	↑	↓	↑	↑	22
✓ DR Power Equipment CE75021XEN0	76	\$650	-	-	↑	↑	↓	↑	↑	↑	↑	↑	↑	21
✓ Ego LM2101	74	\$400	↑	↑	↑	↑	↓	↑	↑	↓	↑	↑	↑	21
✓ Greenworks 2532802	73	\$450	↓	↑	↑	↑	↓	↑	↑	↑	↓	↑	↑	20





**LAWN MOWERS AND TRACTORS**

Brand + Model	Overall Score	Price	Survey Results		Test Results									
			Predicted reliability	Owner satisfaction	Side discharging	Mulching	Bagging	Evenness	Handling	Run time	Charge time	Noise at ear	Noise at 25 ft.	Deck size (in.)
<b>BATTERY PUSH MOWERS</b> <i>Continued</i>														
✓ Hart HLP011	71	\$300	-	-	↓	↑	↓	↑	↑	↑	↓	↑	↑	20
✓ Cub Cadet SCP21E	71	\$460	-	-	↑	↑	↓	↑	↑	↑	↓	↑	↑	21
✓ Skil PM4910-10	71	\$300	-	-	NA	↑	↓	↑	↑	↑	↓	↑	↑	20
✓ Stihl RMA 510	70	\$550	↑	↑	↓	↓	↓	↑	↑	↓	↑	↑	↑	21
✓ Atlas 80v Brushless 21"	70	\$420	-	-	↑	↑	↓	↑	↑	↓	↓	↑	↑	21
✓ Kobalt (Lowe's) KM 2041B-06	70	\$300	↑	↑	↑	↑	↓	↑	↑	↓	↓	↑	↑	20
✓ Snapper 1687884	64	\$480	-	-	↓	↓	↓	↑	↑	↓	↑	↑	↑	21
<b>BATTERY SELF-PROPELLED MOWERS</b>														
✓ Greenworks MO80L421	85	\$750	↑	↑	↑	↑	↓	↑	↑	↑	↑	↑	↑	21
✓ Ryobi RY401210US	84	\$900	↓	↑	↑	↑	↑	↑	↑	↑	↑	↑	↑	21
✓ Ego LM2156SP-2	83	\$1,000	↓	↑	↑	↑	↓	↑	↑	↑	↑	↑	↑	21
✓ Ego LM2156SP	82	\$800	↓	↑	↑	↑	↓	↑	↑	↑	↑	↑	↑	21
✓ Ryobi RY401150US	82	\$650	↓	↑	↑	↑	↑	↑	↑	↑	↑	↓	↑	21
✓ Ryobi RY401140US	81	\$550	↓	↑	↑	↑	↑	↑	↑	↑	↑	↓	↑	21
✓ Toro 21388	79	\$500	-	-	↑	↑	↓	↑	↑	↑	↓	↑	↑	21
✓ Makita XML08PT	78	\$700	-	-	↑	↑	↓	↑	↑	↑	↑	↑	↑	21
✓ Ego LM2142SP	77	\$800	↓	↑	↑	↑	↓	↑	↑	↑	↓	↑	↑	21
✓ DeWalt DCMWSP255U2	76	\$650	-	-	↑	↑	↓	↑	↑	↑	↓	↑	↑	22
✓ Ego LM2102SP	75	\$600	↓	↑	↑	↑	↓	↑	↑	↑	↑	↑	↑	21
✓ Ego LM2135SP	74	\$700	↓	↑	↓	↑	↑	↑	↑	↑	↑	↑	↑	21
✓ Kobalt (Lowe's) KSPM 1040A-03	74	\$400	↑	↑	↑	↑	↓	↑	↑	↑	↓	↑	↑	20
✓ Sun Joe iON100V-21LM	74	\$800	-	-	↑	↑	↓	↑	↑	↑	↓	↑	↑	20
✓ Toro Recycler 21466	73	\$600	-	-	↑	↑	↓	↑	↑	↓	↓	↑	↑	22
✓ Hart HLP031	73	\$495	-	-	↑	↑	↑	↑	↑	↓	↓	↑	↑	21
✓ Sun Joe 24V-X2-21LMSP	72	\$500	-	-	↑	↑	↓	↑	↑	↑	↓	↑	↑	21
✓ Toro 21356	72	\$500	-	-	↑	↑	↓	↑	↑	↑	↓	↑	↑	21
✓ Ryobi RY401180VNM	72	\$400	↓	↑	↑	↑	↑	↑	↑	↓	↓	↑	↑	20
✓ Skil SM4910-10	70	\$450	-	-	↓	↑	↓	↑	↑	↓	↓	↑	↑	20
✓ Greenworks MO48L520	70	\$450	↑	↑	↑	↑	↓	↑	↑	↓	↓	↑	↑	21
✓ Kobalt (Lowe's) KMP 6080-06	70	\$600	↑	↑	↓	↓	↓	↑	↑	↑	↓	↑	↑	21
✓ Stihl RMA 460V	69	\$620	-	-	↑	↑	↓	↑	↑	↓	↓	↑	↑	19



**LAWN MOWERS AND TRACTORS**

Brand + Model	Overall Score	Price	Survey Results		Test Results								
			Predicted reliability	Owner satisfaction	Side discharging	Mulching	Bagging	Evenness	Handling	Noise at ear	Noise at 25 ft.	Deck size (in.)	
<b>LAWN TRACTORS</b>													
✓ John Deere X354	90	\$4,400	↑	↑	↑	↑	↑	↑	↑	↑	↓	↓	42
✓ John Deere X350-42	89	\$3,200	↑	↑	↑	↑	↑	↑	↑	↑	↓	↓	42
✓ John Deere S240-48	89	\$2,900	↑	↑	↑	↑	↑	↑	↑	↑	↓	↓	48
✓ John Deere S170	86	\$2,600	↑	↑	↑	↑	↑	↑	↑	↑	↓	↓	48
✓ John Deere S120	85	\$2,100	↑	↑	↑	↑	↑	↑	↑	↑	↓	↓	42
✓ John Deere S140	85	\$2,300	↑	↑	↑	↑	↑	↑	↑	↑	↓	↓	48
✓ Cub Cadet XT2 SLX50	83	\$2,500	↓	↑	↑	↑	↑	↑	↑	↑	↓	↓	50
✓ John Deere S100	82	\$2,000	↑	↑	↑	↑	↑	↑	↑	↑	↓	↓	42
✓ Husqvarna TS 354XD	79	\$4,500	↓	↑	↑	↑	↑	↑	↑	↑	↓	↓	54
✓ Cub Cadet XT1 LT46	79	\$2,300	↓	↑	↑	↑	↑	↑	↑	↑	↓	↓	46
✓ Husqvarna TS 254XG	79	\$3,800	↓	↑	↑	↑	↑	↑	↑	↑	↓	↓	54
<b>ZERO TURN</b>													
✓ Gravely ZT HD 48 991152	91	\$5,300	↑	↑	↑	↑	NA	↑	↑	↑	↓	↓	48
✓ John Deere Z515E	88	\$4,800	↑	↑	↑	↑	NA	↑	↑	↑	↓	↓	54
✓ John Deere Z530M	88	\$5,200	↑	↑	↑	↑	NA	↑	↑	↑	↓	↓	54
✓ John Deere Z375R-54	85	\$3,600	↑	↑	↑	↑	NA	↑	↑	↑	↓	↓	54
✓ John Deere Z345R-42	84	\$3,100	↑	↑	↑	↑	NA	↑	↑	↑	↓	↓	42
✓ Toro 75750	84	\$3,700	↑	↑	↑	↑	NA	↑	↑	↑	↓	↓	50
✓ Toro MYRIDE TimeCutter 75755	83	\$4,400	↑	↑	↑	↑	NA	↑	↑	↑	↓	↓	50
✓ Bad Boy MZ Magnum	83	\$4,000	↑	↑	↑	↑	NA	↑	↑	↑	↓	↓	54
✓ Toro TimeCutter SS4225 75742	83	\$3,300	↑	↑	↑	↑	NA	↑	↑	↑	↓	↓	42
✓ John Deere Z335E-42	82	\$2,800	↑	↑	↑	↑	NA	↑	↑	↑	↓	↓	42
✓ John Deere Z355E	81	\$3,100	↑	↑	↑	↑	NA	↑	↑	↑	↓	↓	48
✓ Craftsman Z5800	80	\$3,400	↑	↓	↑	↑	NA	↑	↑	↑	↓	↓	54
✓ Craftsman Z5200	80	\$3,100	↑	↓	↑	↑	NA	↑	↑	↑	↓	↓	42
✓ Cub Cadet Ultima ZT2-50 Fab	79	\$4,400	↓	↑	↑	↑	NA	↑	↑	↑	↓	↓	50

> Digital and All Access members can find the latest, complete ratings at [CR.org/mowers](https://www.crguide.com/mowers).

**HOW WE TEST:** Overall Score combines test results with survey data for predicted reliability and owner satisfaction. Predicted reliability estimates the likelihood that newly purchased models from a given brand will develop problems or break within the first five years. Owner satisfaction

reflects the proportion of CR members who are extremely likely to recommend the mower or tractor they bought. In cases where we have insufficient data to provide a brand-level rating, indicated by a gray dash (-), we give the model weighted category average reliability and satisfaction scores. For Side

discharging, we measure how evenly grass clippings are cut and dispersed through the discharge chute, favoring models that don't leave big clumps of grass behind. We prioritize Mulching, our recommended method, and measure how well mowers can churn grass into clippings that readily recede into the

surrounding lawn. For Bagging, we determine how easy it is to attach and remove the bag, then record the weight of a full bag. Evenness is our measurement of how evenly the mower cuts. Handling is ease of using drive controls, making U-turns, and other maneuvers. Price is approximate retail.



# Mattresses

Foam mattresses-in-a-box get a lot of attention, but traditional innerspring styles remain the biggest sellers. No matter which type you prefer, the key to comfort is support—and it doesn't have to come at a high price. You'll find some dreamy bargains in our ratings.



### What to Look For

- Use our ratings to select a mattress that scores Very Good or Excellent for your size and sleep position
- Return windows can range from a couple of weeks to a few months. Make sure the retailer offers a refund or credit, in case you aren't happy with your choice.

### What to Skip

- A layer of gel-infused foam, touted to provide a cooling effect, doesn't guarantee cooler sleep.
- If your old box spring isn't broken and is still structurally sound, consider keeping it (you'll save roughly \$150 to \$300 for a queen-size). One caveat: Some brands

require you to buy their box spring to receive full warranty coverage.

### What You'll Pay

■ You'll find a huge range of prices. But you don't have to spend much more than \$1,000 for a comfortable, supportive mattress—and you can certainly spend less.

### BUYING ADVICE

If possible, lie on any mattress you're considering, spending at least 10 to 15 minutes on each side and on your back.

For more buying advice, go to [CR.org/mattresses](https://www.cro.org/mattresses).

Brand + Model	Overall Score	Price	Survey Results		Test Results								
			Comfort score	Owner satisfaction	Petite side sleeper	Average side sleeper	Large/Tall side sleeper	Petite back sleeper	Average back sleeper	Large/Tall back sleeper	Durability	Stabilization	Firmness rating
<b>INNERSPRING</b>													
✓ Avocado Green	84	\$1,600	↑	↑	↑	↑	↑	↑	↑	↑	↑	↓	7
✓ Denver Mattress Doctor's Choice Plush	82	\$750	↓	↓	↑	↑	↑	↑	↑	↑	↑	↓	3
✓ Casper Original Hybrid	82	\$1,285	↑	↑	↑	↑	↑	↓	↓	↑	↑	↑	3
✓ SleepFresh Hybrid	81	\$1,100	↑	↓	↑	↑	↑	↑	↑	↑	↑	↓	3
✓ Ethan Allen EA Signature Platinum Plush	81	\$3,250	↑	↑	↑	↑	↑	↑	↑	↑	↑	↑	5
✓ Charles P. Rogers Lifetime 8 Hybrid	81	\$3,100	↑	↑	↑	↑	↑	↑	↑	↑	↑	↓	5
✓ Parachute Eco Comfort	81	\$1,900	–	–	↑	↑	↑	↑	↑	↑	↑	↓	5
✓ Avocado Green Mattress Pillowtop	79	\$2,100	↑	↑	↑	↑	↑	↑	↑	↓	↑	↓	5
✓ Charles P. Rogers Powercore Estate 5000 Firm	79	\$2,300	↑	↑	↑	↑	↑	↑	↑	↑	↑	↑	6
✓ Kingsdown Select Malbec 16" Plush	79	\$3,500	↑	↓	↑	↑	↑	↑	↑	↓	↑	↑	2
✓ Zoma Hybrid	78	\$1,000	–	–	↑	↑	↑	↑	↑	↑	↑	↑	3
✓ Casper Wave Hybrid	78	\$2,300	↑	↑	↑	↑	↑	↑	↑	↓	↑	↓	2
✓ Beautyrest BR-800 12" Medium Firm	78	\$770	↓	↓	↑	↑	↓	↑	↑	↑	↑	↑	6
✓ Big Fig The Mattress for a Bigger Figure	77	\$1,900	–	–	↑	↓	↓	↑	↑	↑	↑	↑	6





**MATTRESSES**

Brand + Model	Overall Score	Price	Survey Results		Test Results								
			Comfort score	Owner satisfaction	Petite side sleeper	Average side sleeper	Large/Tall side sleeper	Petite back sleeper	Average back sleeper	Large/Tall back sleeper	Durability	Stabilization	Firmness rating
<b>INNERSPRING</b> <i>Continued</i>													
✓ Charles P. Rogers Real Bed	76	\$1,200	↑	↑	↑	↑	↓	↑	↑	↑	↑	↑	3
✓ Sealy Posturepedic Performance Copper II	76	\$1,900	↓	↓	↑	↑	↑	↑	↑	↑	↑	↓	4
✓ Leesa Legend	76	\$2,000	↑	↑	↑	↓	↓	↑	↑	↑	↑	↑	3
✓ Tuft & Needle Nod Hybrid MAT-NODH-01-Q	76	\$1,000	↑	↑	↑	↑	↑	↑	↑	↑	↑	↑	4
✓ Beautyrest Silver BRS900-TSS Medium Firm Tight Top	76	\$790	↓	↓	↑	↑	↓	↑	↑	↑	↑	↑	4
✓ Sealy Posturepedic Premium Silver Chill	75	\$2,000	↓	↓	↑	↑	↓	↑	↑	↑	↑	↓	3
✓ Diamond Intention Hybrid	75	\$1,900	-	-	↓	↓	↓	↑	↑	↓	↑	↑	2
✓ Sealy Posturepedic Lawson LTD Cushion Firm	75	\$710	↓	↓	↑	↓	↓	↑	↑	↑	↑	↑	5
✓ Beautyrest PressureSmart 11.5" Firm	75	\$1,200	↓	↓	↑	↓	↓	↑	↑	↑	↑	↑	7
✓ Lull Luxe Hybrid	75	\$1,400	-	-	↑	↑	↑	↑	↑	↑	↑	↑	4
✓ King Koil Luxury Almond 13" Plush	74	\$1,600	↓	↓	↑	↑	↑	↑	↑	↑	↑	↑	5
✓ Molbly 12"	74	\$300	-	-	↑	↑	↑	↑	↑	↓	↑	↑	3
✓ Brooklyn Bedding Titan for Plus Size Sleep	74	\$1,000	↑	↑	↑	↓	↓	↑	↑	↑	↑	↑	4
✓ Tuft & Needle Hybrid with Pillow top	74	\$1,345	↑	↑	↑	↑	↑	↑	↑	↑	↑	↓	4
✓ Beautyrest Black L-Class	74	\$2,200	↓	↓	↓	↑	↑	↑	↑	↑	↑	↑	6
✓ Sealy Posturepedic Plus Opportune II	74	\$1,300	↓	↓	↑	↑	↑	↑	↑	↓	↑	↓	4
✓ Puffy Lux Hybrid	74	\$1,500	↑	↑	↑	↑	↑	↑	↑	↓	↑	↓	1
✓ Bedgear M3 1.0 Medium Firm	74	\$2,400	-	-	↑	↑	↓	↑	↑	↑	↑	↑	5
✓ Stearns & Foster Estate Hurston 14" Cushion firm tight top	74	\$1,800	↑	↓	↑	↑	↑	↑	↑	↓	↑	↓	4
✓ Allswell Luxe Hybrid	74	\$675	↓	↓	↑	↑	↓	↑	↑	↑	↑	↑	7
✓ Sealy Posturepedic Summer Rose 12" Medium	74	\$650	↓	↓	↓	↓	↑	↑	↑	↑	↑	↑	6
✓ Purple 3	73	\$2,300	↑	↑	↑	↑	↑	↑	↑	↓	↑	↑	3
✓ Purple 2 Hybrid Firm	73	\$1,900	↑	↑	↑	↑	↑	↑	↑	↑	↑	↑	3
✓ My Green Mattress Natural Escape	73	\$1,500	↓	↓	↑	↑	↑	↑	↑	↑	↑	↓	5
✓ Serta Perfect Sleeper Elite Trelleburg II 11.5" Firm	73	\$1,250	↓	↓	↑	↓	↓	↑	↑	↑	↑	↑	5
✓ Diamond Transformation Hybrid	73	\$2,600	-	-	↑	↑	↑	↑	↑	↑	↑	↓	2
✓ Saatva Classic Luxury Firm Eurotop	73	\$1,600	↑	↑	↓	↑	↑	↑	↑	↓	↑	↓	3
✓ Birch by Helix Natural	73	\$1,300	-	-	↑	↑	↓	↑	↑	↑	↑	↑	3
✓ Ethan Allen EA Signature Firm	73	\$2,125	↑	↑	↑	↑	↑	↑	↑	↑	↑	↑	7
✓ Helix Sleep Midnight Luxe	73	\$1,745	↑	↑	↑	↑	↑	↑	↑	↓	↑	↓	4
✓ Serta iComfort CF 2000 12.5" Hybrid Firm	73	\$1,400	↓	↓	↑	↑	↓	↑	↑	↑	↑	↑	4



**MATTRESSES**

Brand + Model	Overall Score	Price	Survey Results		Test Results								
			Comfort score	Owner satisfaction	Petite side sleeper	Average side sleeper	Large/Tall side sleeper	Petite back sleeper	Average back sleeper	Large/Tall back sleeper	Durability	Stabilization	Firmness rating
<b>INNERSPRING</b> <i>Continued</i>													
✓ Avocado Eco Organic	73	\$1,000	↑	↑	↑	↑	↑	↑	↑	↑	↑	↑	4
✓ Kingsdown Crown Imperial Empire	73	\$1,800	↑	↓	↑	↑	↑	↑	↑	↓	↓	↑	3
✓ Awara Organic Luxury Hybrid	73	\$1,300	-	-	↑	↑	↑	↑	↑	↓	↑	↑	4
✓ Denver Mattress Doctor's Choice Euro Top	73	\$750	↓	↓	↑	↑	↑	↑	↑	↓	↓	↑	3
Saatva HD	72	\$2,400	↑	↑	↑	↑	↑	↑	↑	↓	↑	↓	2
WinkBeds The Plus	72	\$1,600	↑	↑	↑	↑	↑	↑	↑	↑	↑	↓	4
Duxiana DUX 1001	72	\$4,950	-	-	↑	↑	↑	↑	↑	↓	↑	↓	4
Casper Nova Hybrid	72	\$1,800	↑	↑	↑	↑	↑	↑	↑	↑	↑	↑	3
Sealy Posturepedic Essentials Trust II	72	\$1,100	↓	↓	↑	↓	↓	↑	↑	↓	↑	↑	4
Stearns & Foster Estate Rockwell Luxury Ultra Firm 13.5 Inch	72	\$1,800	↑	↓	↑	↓	↓	↑	↑	↑	↑	↓	5
Sealy Posturepedic Response Performance Mountain Ridge IV Cushion Firm Pillow Top	72	\$1,050	↓	↓	↓	↓	↓	↑	↑	↑	↑	↑	4
DreamCloud Tight Top	72	\$900	↑	↑	↑	↑	↑	↑	↓	↓	↑	↑	2
Leesa Hybrid Mattress	71	\$1,595	↑	↑	↑	↓	↓	↑	↑	↓	↑	↑	3
Stearns & Foster Lux Estate Cassatt	71	\$2,300	↑	↓	↑	↓	↓	↑	↑	↑	↑	↓	4
Spring Air Sleep Sense Hybrid Plus Level V Luxury Plus Euro Top 15"	71	\$2,300	↓	↓	↑	↑	↓	↑	↑	↑	↑	↑	3
Sealy Posturepedic Mountain Ridge V Medium 11.5"	71	\$830	↓	↓	↓	↓	↓	↑	↑	↑	↑	↑	5
MLily Fusion Luxe	71	\$1,200	-	-	↑	↓	↓	↑	↑	↓	↑	↓	4
Sealy Response Performance Beech Street Eurotop Cushion Firm	71	\$800	↓	↓	↓	↓	↓	↑	↑	↑	↑	↑	5
Sealy Posturepedic Performance Kelburn II	70	\$1,300	↓	↓	↑	↑	↑	↑	↑	↓	↑	↓	5
Serta Perfect Sleeper Hybrid Standale II Luxury Firm	70	\$1,120	↓	↓	↑	↑	↓	↑	↑	↑	↑	↑	6
Nest Bedding Robin Flippable	70	\$900	↑	↑	↓	↓	↑	↑	↑	↑	↑	↑	2
Layla Sleep Hybrid Mattress Firm	70	\$1,500	-	-	↑	↑	↓	↑	↑	↓	↑	↑	2
Bob-O-Pedic Copper Sport Hybrid Plush	70	\$800	↑	↑	↑	↑	↑	↑	↓	↓	↑	↑	2
Sealy Posturepedic Plus Warrenville V 13 Inch Medium	70	\$1,050	↓	↓	↓	↓	↓	↑	↑	↑	↑	↑	4
Restonic Biltmore Ornate Super Pillowtop	70	\$2,000	↑	↓	↑	↑	↑	↓	↓	↓	↑	↓	2
Brentwood Home Oceano Luxury Hybrid	70	\$1,500	↑	↑	↑	↑	↑	↑	↑	↓	↑	↓	3
Serta Hotel Beds Concierge Suite II	70	\$1,100	↓	↓	↑	↑	↑	↑	↓	↓	↑	↓	3
Beautyrest BRX1000-IP	70	\$1,500	↓	↓	↓	↓	↓	↑	↑	↑	↑	↓	4
OrganicPedic by OMI Stella	70	\$3,600	-	-	↓	↓	↓	↑	↑	↑	↑	↓	4
Amore Beds Hybrid	70	\$950	-	-	↑	↓	↓	↑	↑	↓	↑	↓	6



**MATTRESSES**

Brand + Model	Overall Score	Price	Survey Results		Test Results								
			Comfort score	Owner satisfaction	Petite side sleeper	Average side sleeper	Large/Tall side sleeper	Petite back sleeper	Average back sleeper	Large/Tall back sleeper	Durability	Stabilization	Firmness rating
<b>INNERSPRING</b> <i>Continued</i>													
Serta iSeries Hybrid 2000	70	\$1,800	↓	↓	↑	↓	↓	↑	↑	↑	↑	↓	4
Denver Mattress Doctor's Choice Hybrid Euro Top	70	\$900	↓	↓	↑	↑	↑	↓	↓	↓	↑	↓	1
WinkBeds The WinkBed Luxury Firm Hybrid	70	\$1,300	↑	↑	↓	↓	↓	↑	↑	↓	↑	↑	3
Nest Bedding Sparrow Signature Hybrid	70	\$1,300	↑	↑	↑	↑	↓	↑	↑	↓	↑	↓	2
Amerisleep AS3h Hybrid	70	\$1,400	↓	↓	↑	↑	↓	↑	↓	↓	↑	↑	2
Beautyrest Beyond 14.5"	69	\$3,200	↓	↓	↑	↑	↑	↓	↓	↓	↑	↓	2
Serta iSeries Hybrid 1000	69	\$1,300	↓	↓	↓	↓	↓	↑	↑	↑	↑	↑	3
Serta Sleeprue Alverson II Firm Euro Top	69	\$1,200	↓	↓	↓	↓	↓	↑	↑	↑	↑	↑	6
Sealy Posturepedic Plus Warrenville V 12 Inch Ultra Firm	69	\$1,050	↓	↓	↓	↓	↓	↑	↑	↑	↑	↑	3
Sealy Response Performance Chestnut Street Cushion Firm	69	\$800	↓	↓	↑	↓	↓	↑	↑	↑	↑	↑	4
King Koil iBed Element 11"	69	\$1,400	↓	↓	↑	↓	↓	↑	↑	↑	↑	↑	3
Serta Perfect Sleeper Sapphire Canyon 14" Medium	69	\$1,400	↓	↓	↑	↑	↓	↑	↑	↑	↑	↓	4
Sealy Posturepedic Silver Pine 15" Medium FX Euro Pillowtop	69	\$1,000	↓	↓	↓	↓	↓	↑	↑	↑	↑	↑	5
Charles P. Rogers Biltmore Hybrid	69	\$1,200	↑	↑	↑	↓	↓	↑	↑	↑	↑	↑	6
Eastman House New Yorker Chelsea Euro Pillow Top	69	\$1,050	-	-	↑	↑	↑	↓	↓	↓	↑	↓	2
Diamond Ethos Natural Hybrid Medium	68	\$2,300	-	-	↑	↑	↓	↑	↓	↓	↑	↑	2
Stearns & Foster Lux Estate Rockwell	68	\$2,000	↑	↓	↑	↑	↑	↑	↓	↓	↑	↓	2
Beautyrest Hybrid BRX3000-IM Medium Firm	68	\$2,200	↓	↓	↑	↓	↓	↑	↑	↓	↑	↑	3
Cocoon by Sealy Chill Hybrid	68	\$700	-	-	↑	↑	↓	↑	↓	↓	↑	↑	2
Sealy Posturepedic Plus Barrett Court V 14 Inch Firm	68	\$1,250	↓	↓	↓	↓	↓	↑	↑	↑	↑	↓	4
DreamCloud Premier Hybrid	68	\$1,400	↑	↑	↓	↓	↓	↑	↑	↑	↑	↓	2
Helix Sleep Plus	68	\$1,500	↑	↑	↑	↑	↑	↑	↓	↓	↑	↑	2
Layla Sleep Hybrid Mattress Soft	68	\$1,500	-	-	↑	↓	↓	↑	↑	↓	↑	↑	3
Sealy Response Essentials 10"	68	\$380	↓	↓	↓	↓	↓	↑	↑	↓	↑	↑	5
Kingsdown Passions Imagination	68	\$1,140	↑	↓	↑	↑	↑	↑	↓	↓	↑	↑	3
Wright W2.15 Hybrid	68	\$1,550	-	-	↑	↓	↓	↑	↓	↓	↑	↑	2
Kluft Royal Sovereign Liberty Firm	68	\$3,000	↑	↑	↓	↓	↑	↑	↑	↓	↑	↓	2
Beautyrest Black X-Class 13.5	68	\$2,033	↓	↓	↓	↓	↓	↑	↑	↓	↑	↑	3
Charles P. Rogers Estate SE	68	\$2,000	↑	↑	↓	↓	↑	↓	↓	↓	↑	↓	4
Tempur-Pedic Tempur PRObreeze 12" Medium	68	\$4,000	↑	↑	↑	↓	↓	↑	↓	↓	↑	↓	2
Beautyrest Black K-Class Medium	68	\$3,300	↓	↓	↑	↑	↑	↑	↓	↓	↑	↑	4



**MATTRESSES**

Brand + Model	Overall Score	Price	Survey Results		Test Results								
			Comfort score	Owner satisfaction	Petite side sleeper	Average side sleeper	Large/Tall side sleeper	Petite back sleeper	Average back sleeper	Large/Tall back sleeper	Durability	Stabilization	Firmness rating
<b>FOAM</b>													
✓ <b>Essentia</b> Stratami	82	\$3,200	↑	↑	↑	↑	↑	↑	↑	↑	↑	↑	6
✓ <b>Casper</b> Original	81	\$1,100	↑	↑	↑	↑	↑	↑	↑	↑	↑	↑	5
✓ <b>Sleep on Latex</b> Pure Green Firm	80	\$1,000	↑	↑	↑	↑	↑	↑	↑	↑	↑	↑	7
✓ <b>Reverie</b> Dream Supreme II Hybrid Sleep System Firm	80	\$3,600	↑	↑	↑	↑	↑	↑	↑	↑	↑	↑	4
✓ <b>Avocado</b> Latex Mattress	79	\$2,200	↑	↑	↑	↑	↑	↑	↑	↑	↑	↑	5
✓ <b>Tuft &amp; Needle</b> Mint	78	\$995	↑	↑	↑	↑	↑	↑	↑	↑	↑	↑	4
✓ <b>BedInABox</b> Tranquillum	77	\$1,160	↑	↑	↑	↑	↓	↑	↑	↑	↑	↑	6
✓ <b>Bedgear</b> S3 Performance	77	\$1,000	-	-	↑	↓	↓	↑	↑	↑	↑	↑	5
✓ <b>Lull</b> The Lull	76	\$800	↑	↑	↑	↑	↓	↑	↑	↑	↑	↑	6
✓ <b>Novaform</b> 10" SoFresh Responsive Foam	76	\$500	↑	↑	↑	↑	↑	↑	↑	↑	↑	↑	5
✓ <b>GhostBed</b> The GhostBed	75	\$950	↓	↑	↑	↑	↑	↑	↑	↑	↑	↑	7
✓ <b>GhostBed</b> Luxe	75	\$1,534	↓	↑	↑	↑	↓	↑	↑	↓	↑	↑	4
✓ <b>Sealy</b> Essentials 12"	75	\$800	↓	↓	↑	↑	↑	↑	↑	↓	↑	↓	2
✓ <b>Serta</b> SleepToGo	74	\$750	↓	↓	↑	↑	↑	↑	↑	↑	↑	↓	5
✓ <b>Tuft &amp; Needle</b> T&N Original Mattress	74	\$700	↑	↑	↑	↑	↑	↑	↓	↓	↑	↑	5
✓ <b>Saatva</b> Zenhaven Latex	74	\$2,200	↑	↑	↑	↓	↓	↑	↑	↑	↑	↓	3
✓ <b>Signature Sleep</b> Inspire	74	\$305	↓	↓	↑	↑	↓	↑	↑	↑	↑	↓	6
✓ <b>Spa Sensations</b> by Zinus 12" Theratouch M-FMS-1200Q	74	\$430	-	-	↑	↓	↓	↑	↑	↑	↑	↑	5
✓ <b>Leesa</b> Studio by Leesa	74	\$795	↑	↑	↑	↓	↓	↑	↑	↑	↑	↑	4
✓ <b>Serta</b> iComfort CF3000	73	\$2,200	↓	↓	↑	↓	↓	↑	↑	↑	↑	↓	4
✓ <b>Novaform</b> 14" Serafina Pearl Cool Comfort Medium Gel Memory Foam	73	\$830	↑	↑	↑	↑	↑	↑	↑	↑	↑	↓	4
✓ <b>Tempur-Pedic</b> Tempur-ProAdapt Firm	73	\$3,000	↑	↑	↑	↓	↓	↑	↑	↑	↑	↓	7
✓ <b>Sleepy's</b> 10" Medium Quilted Foam Mattress mfi130999	73	\$640	↓	↓	↑	↑	↓	↑	↑	↑	↑	↑	6
✓ <b>Selectabed</b> Ultrabed Original	73	\$1,400	-	-	↓	↓	↓	↑	↑	↑	↑	↑	7
✓ <b>Sleepy's</b> 14" Medium Quilted Gel Memory Foam	73	\$630	↓	↓	↑	↑	↑	↑	↑	↑	↑	↑	4
✓ <b>Sleepy's</b> Curve 12" Plush Memory Foam mfi133560	73	\$900	↓	↓	↑	↑	↓	↑	↑	↑	↑	↓	4
✓ <b>Serta</b> iComfort Blue 100CT Gentle Firm	73	\$1,200	↓	↓	↑	↑	↓	↑	↑	↑	↑	↓	5
✓ <b>Reverie</b> Dream Supreme II Hybrid Sleep System Medium/Firm	73	\$4,200	↑	↑	↑	↑	↑	↑	↓	↓	↑	↑	3
<b>Siena</b> Memory Foam	72	\$600	-	-	↑	↑	↓	↑	↑	↑	↑	↑	4
<b>Essentia</b> Tatami	72	\$2,225	↑	↑	↑	↓	↓	↑	↑	↑	↑	↑	4



**MATTRESSES**

Brand + Model	Overall Score	Price	Survey Results		Test Results								
			Comfort score	Owner satisfaction	Petite side sleeper	Average side sleeper	Large/Tall side sleeper	Petite back sleeper	Average back sleeper	Large/Tall back sleeper	Durability	Stabilization	Firmness rating
<b>FOAM</b> <i>Continued</i>													
WinkBeds GravityLux by WinkBed	72	\$1,600	↑	↑	↑	↑	↑	↑	↑	↑	↑	↓	3
Tulo 10" Memory Foam Bamboo	72	\$335	↑	↑	↑	↓	↓	↓	↑	↑	↑	↑	7
Nest Bedding Quail Love & Sleep	72	\$900	↑	↑	↓	↓	↓	↑	↑	↑	↑	↑	6
Serta Sheer Slumber EZ Tote	72	\$450	↓	↓	↑	↑	↓	↑	↑	↑	↑	↑	9
Sleep Science Black Diamond 11" Memory Foam Queen Firm	72	\$900	↑	↑	↑	↓	↓	↑	↑	↑	↑	↓	6
Novaform nüe by Novaform 10" Cooling Gel	72	\$500	↑	↑	↑	↓	↓	↑	↑	↑	↑	↑	6
NapQueen Bamboo Charcoal 12"	72	\$400	-	-	↓	↓	↓	↑	↑	↑	↑	↑	5
Sleep Innovations Shiloh 14-inch Memory Foam	72	\$470	↑	↑	↑	↑	↓	↑	↑	↓	↑	↓	4
Serta Perfect Sleeper Express 12" Luxury Medium Firm	71	\$700	↓	↓	↑	↓	↓	↑	↑	↑	↑	↓	7
Serta Perfect Sleeper 10"	71	\$600	↓	↓	↑	↓	↓	↑	↑	↑	↑	↑	6
Zoma Foam	71	\$800	-	-	↓	↓	↓	↑	↑	↑	↑	↑	4
Renue 12-inch Memory Foam	71	\$800	-	-	↑	↓	↓	↑	↑	↑	↑	↓	4
Serta iComfort CF2000	71	\$1,400	↓	↓	↓	↓	↓	↑	↑	↑	↑	↓	5
<b>ADJUSTABLE AIR</b>													
✔ Sleep Number 360 p6 Smart Bed	80	\$2,700	↑	↑	↑	↑	↑	↑	↑	↑	↑	↑	4
✔ Saatva Solaire	78	\$3,045	↑	↑	↑	↑	↑	↑	↑	↑	↑	↑	4
✔ Personal Comfort H10 Bed	77	\$3,000	↑	↓	↑	↑	↑	↑	↑	↑	↑	↑	6
Sleep Number 360 i10 Smart Bed	69	\$4,400	↑	↑	↑	↑	↑	↑	↓	↓	↑	↑	3
Personal Comfort A8 Bed	69	\$2,700	↑	↓	↑	↑	↓	↑	↑	↓	↑	↓	4
Sleep Number 360 i8 Smart Bed	68	\$3,000	↑	↑	↓	↓	↓	↓	↓	↓	↑	↑	4

> Digital and All Access members can find the latest, complete ratings at [CR.org/mattresses](https://www.cro.org/mattresses).

**HOW WE TEST:** Overall Score is based on the performance of the product in all of our tests and member surveys. The Survey Results section includes two ratings based on our members' survey feedback of almost 67,000 mattresses purchased between 2012 and 2022. Comfort Score reflects our mattress survey data in which our members rate their mattresses using a 6-point rating system from Very Poor to Excellent.

**Owner satisfaction** is based on a 6-point rating system from completely dissatisfied to completely satisfied with their mattress. In cases where we have insufficient data to provide a brand-level rating, indicated by a gray dash (-), the model gets weighted category average scores for comfort and satisfaction. **Side sleeper** is the ability to keep a side sleeper's spine relatively horizontal. **Back sleeper** is the

ability to maintain the natural curve of a back sleeper's spine. In our **support** tests we use a woman 4 feet 11 inches to 5 feet 1 inches, and 110 to 127.5 pounds for the petite sleeper scores, and a man 6 feet 2 inches to 6 feet 4 inches and 220 to 242 pounds for the large/tall sleeper scores. The average sleeper is an average of the other two. **Durability** gauges a mattress' ability to keep its original shape, height, firmness,

and support after a simulated eight to 10 years of use. This includes passing a nearly 300-pound roller over each mattress 30,000 times. A high score for **stabilization** indicates little or no bouncing or vibration transferred across the mattress. We rate **firmness** on a scale of 1 to 10, with 10 being the firmest. **Price** is approximate retail for a queen-size mattress without a box spring.



# Microwaves

Whether you'll set it on the kitchen counter, hide it in cabinetry, or install it over the range, start with a microwave that heats and defrosts evenly before considering specialty features and pre-programmed shortcut keys.



## What to Look For

- A sensor helps prevent over- or under-cooking by measuring emitted steam to gauge when food is done.
- A turntable or tray will keep food moving for more even cooking.

## What to Skip

- If you mostly reheat food,

you don't need a raft of pre-programmed shortcut keys.

- Features like browning and grilling add versatility, but you shouldn't expect a microwave to do either very well.

## What You'll Pay

- Generally, countertop models, which run between about \$45 and \$500

(depending on size), are best for kitchens with ample counter space. Be sure to check dimensions as you shop. Over-the-range microwaves start at about \$220, though many cost significantly more. These mounted appliances save space but don't vent as well as a capable range hood.

## BUYING ADVICE

The higher the wattage, the higher the cooking power. But differences of 100 watts or so aren't noticeable.

For more buying advice, go to [CR.org/microwaves](https://CR.org/microwaves).

Brand + Model	Overall Score	Price	Survey Results		Test Results						
			Predicted reliability	Owner satisfaction	Heating evenness	Defrosting evenness	Speed of heating	Microwaving noise	Ease of use	Venting	
<b>SMALL COUNTERTOP MICROWAVES</b>											
Galanz GLCMKA07BER-07	63	\$70	–	–	⬆️	⬆️	⬆️	⬆️	⬆️	⬆️	NA
Commercial Chef CHM770B	61	\$80	–	–	⬆️	⬆️	⬆️	⬆️	⬆️	⬆️	NA
Insignia NS-MW07BK0	61	\$55	⬆️	⬆️	⬆️	⬆️	⬆️	⬆️	⬆️	⬆️	NA
<b>MIDSIZED COUNTERTOP MICROWAVES</b>											
✔️ Panasonic NN-SN67HS	81	\$155	⬆️	⬆️	⬆️	⬆️	⬆️	⬆️	⬆️	⬆️	NA
GE JES1109RRSS	72	\$200	⬆️	⬆️	⬆️	⬆️	⬆️	⬆️	⬆️	⬆️	NA
Hamilton Beach EM031M2ZC-X1	72	\$70	⬆️	⬆️	⬆️	⬆️	⬆️	⬆️	⬆️	⬆️	NA
Breville Smooth Wave BMO850BSS1BUC1	71	\$400	⬆️	⬆️	⬆️	⬆️	⬆️	⬆️	⬆️	⬆️	NA
Galanz GSWWD11S1S10	70	\$95	–	–	⬆️	⬆️	⬆️	⬆️	⬆️	⬆️	NA
Samsung MG11H2020CT	68	\$170	⬆️	⬆️	⬆️	⬆️	⬆️	⬆️	⬆️	⬆️	NA
PowerXL Microwave Air Fryer Plus	67	\$220	–	–	⬆️	⬆️	⬆️	⬆️	⬆️	⬆️	NA
Galanz GSWWD09S1A09A	66	\$100	–	–	⬆️	⬆️	⬆️	⬆️	⬆️	⬆️	NA
Hamilton Beach HB61S100027880	64	\$77	⬆️	⬆️	⬆️	⬆️	⬆️	⬆️	⬆️	⬆️	NA
GE JES1145SHSS	64	\$120	⬆️	⬆️	⬆️	⬆️	⬆️	⬆️	⬆️	⬆️	NA





**MICROWAVES**

Brand + Model	Overall Score	Price	Survey Results		Test Results					
			Predicted reliability	Owner satisfaction	Heating evenness	Defrosting evenness	Speed of heating	Microwaving noise	Ease of use	Venting
<b>MIDSIZED COUNTERTOP MICROWAVES</b> <i>Continued</i>										
Hamilton Beach P90D23AL-WR	64	\$60	↑	↓	↓	↑	↓	↑	↑	NA
Commercial Chef CHCM11100W	63	\$110	-	-	↓	↑	↓	↑	↓	NA
<b>LARGE COUNTERTOP MICROWAVES</b>										
✓ Panasonic NN-SE785S	87	\$395	↑	↑	↑	↑	↑	↑	↑	NA
✓ Panasonic NN-SN77HS	86	\$240	↑	↑	↑	↑	↑	↑	↑	NA
✓ Panasonic NN-SD975S	83	\$370	↑	↑	↑	↑	↑	↑	↑	NA
✓ LG MSWN1590L	82	\$170	↑	↓	↑	↑	↑	↑	↑	NA
✓ Hamilton Beach P11043ALH-WTB	80	\$100	↑	↓	↑	↑	↓	↑	↑	NA
✓ GE Profile JES2251SJ	77	\$350	↓	↓	↑	↑	↑	↑	↑	NA
✓ LG NeoChef LMC2075ST	75	\$220	↑	↓	↑	↑	↑	↑	↑	NA
✓ LG NeoChef LMC1575ST	75	\$190	↑	↓	↑	↑	↑	↑	↓	NA
✓ Panasonic NN-SC73LS	74	\$180	↑	↑	↑	↑	↑	↑	↑	NA
Sharp SMC2242DS	72	\$220	↓	↓	↑	↑	↑	↑	↑	NA
Panasonic NN-SN97HS	71	\$270	↑	↑	↑	↓	↑	↑	↑	NA
Galanz GSWWD14S2S11	70	\$120	-	-	↑	↓	↓	↑	↑	NA
Sharp SMC1441CB	70	\$110	↓	↓	↑	↑	↓	↑	↑	NA
GE JES2051SNSS	69	\$310	↓	↓	↓	↓	↑	↑	↑	NA
Vissani EC042A2KJ	67	\$200	-	-	↑	↓	↓	↑	↑	NA
Sharp SMC1662DS	67	\$180	↓	↓	↓	↑	↑	↑	↑	NA
GE JES1657SMSS	67	\$160	↓	↓	↓	↓	↑	↑	↑	NA
Panasonic NN-SD69LS	66	\$165	↑	↑	↑	↓	↓	↑	↓	NA
Panasonic NN-SV79MS	65	\$300	↑	↑	↓	↑	↑	↑	↓	NA
Panasonic NN-SB658S	65	\$120	↑	↑	↓	↑	↓	↑	↑	NA
Oster OGZF1301	65	\$80	↓	↓	↑	↑	↓	↑	↑	NA
KitchenAid KMCS3022GSS	64	\$590	↓	↓	↑	↓	↑	↑	↑	NA
Vissani VSCMWE16S2SW-11	62	\$180	-	-	↑	↓	↓	↑	↓	NA
Café CEB515P3NDS	61	\$865	↓	↓	↑	↑	↓	↑	↓	NA
<b>OVER THE RANGE MICROWAVES</b>										
✓ Whirlpool WMH53521HZ	86	\$550	↑	↓	↑	↑	↑	↑	↑	↓
✓ LG LMV2031ST	84	\$450	↑	↓	↑	↑	↑	↑	↑	↑
✓ LG LMH2235ST	84	\$600	↑	↓	↑	↑	↑	↑	↑	↓



MICROWAVES

Brand + Model	Overall Score	Price	Survey Results		Test Results					
			Predicted reliability	Owner satisfaction	Heating evenness	Defrosting evenness	Speed of heating	Microwaving noise	Ease of use	Venting
<b>OVER THE RANGE MICROWAVES</b> <i>Continued</i>										
✓ KitchenAid KMHS120ESS	83	\$550	↑	↓	↑	↑	↑	↑	↑	↓
✓ GE Profile PVM9005SJSS	81	\$560	↑	↓	↑	↓	↑	↑	↑	↑
✓ Ikea Lagan 704.621.63	81	\$230	↑	↓	↑	↑	↓	↑	↑	↓
✓ Ikea Medelniva 504.621.64	78	\$350	↑	↓	↓	↑	↑	↑	↑	↓
✓ Café CVM721M2NS5	77	\$960	↓	↓	↑	↑	↑	↑	↑	↓
✓ Frigidaire Professional FPBM3077RF	77	\$720	↑	↓	↑	↑	↑	↑	↑	↑
Thermador MU30WSU	75	\$1,050	↑	↓	↑	↑	↑	↑	↑	↑
Whirlpool WML55011HS	74	\$500	↑	↓	↓	↑	↑	↑	↓	↑
GE JVM3160RFSS	74	\$280	↑	↓	↑	↑	↑	↑	↑	↓
LG LMV1762ST	74	\$250	↑	↓	↑	↑	↑	↑	↑	↓
Frigidaire Gallery FGMV17WNVF	74	\$400	↑	↓	↑	↑	↓	↑	↑	↑
GE JVM6175DKWW	72	\$320	↑	↓	↑	↑	↑	↑	↑	↓
Frigidaire Gallery FGBM19WNVD	71	\$505	↑	↓	↓	↑	↑	↑	↑	↓
LG LMV1831ST	71	\$330	↑	↓	↑	↑	↓	↑	↑	↓
KitchenAid KMHC319ESS	70	\$945	↑	↓	↑	↓	↓	↑	↑	↓
Frigidaire FFMV1846VS	70	\$380	↑	↓	↓	↑	↑	↑	↑	↓
Bosch 500 Series HMV5053U	70	\$530	↓	↓	↑	↑	↑	↑	↑	↓
Whirlpool WMH78019HZ	70	\$630	↑	↓	↑	↓	↓	↑	↑	↓
LG LMV1764ST	70	\$260	↑	↓	↑	↑	↓	↑	↑	↓
GE Profile PSA9120SPSS	69	\$1,245	↑	↓	↑	↑	↓	↑	↑	↓
Café CVM521P2MS1	69	\$780	↓	↓	↑	↑	↓	↑	↑	↑
Frigidaire FFMV1745TS	68	\$230	↑	↓	↓	↑	↑	↑	↑	↑
Haier QVM7167RNSS	68	\$460	—	—	↓	↑	↑	↑	↑	↓
KitchenAid KMLS311HSS	68	\$650	↑	↓	↓	↑	↓	↑	↑	↑
Café CVM519P2PS1	68	\$640	↓	↓	↓	↑	↓	↑	↑	↑

> Digital and All Access members can find the latest, complete ratings at [CR.org/microwaves](https://www.cro.org/microwaves).

**HOW WE TEST:** Overall Score combines test results with survey data for predicted reliability and owner satisfaction. Predicted reliability estimates the likelihood that newly purchased models from a given brand will develop problems or break within the first five years. Owner satisfaction reflects the proportion of CR members who are extremely likely to recommend

the microwave they bought. In cases where we have insufficient survey data to provide a brand-level rating, indicated by a gray dash (-), we assume the model has average reliability and satisfaction. Heating evenness reflects how evenly a model reheated a dish of cold mashed potatoes. Defrosting evenness is based on how well the autodefrost program defrosted a pound of frozen

ground beef. Speed of heating is based on the temperature rise of water heated. Microwaving noise reflects how quiet the oven is while microwaving on high. Ease of use includes how easy it is to set the microwave without referring to the instructions. Venting (airflow) is based on the volume of air drawn in by the over-the-range model's internal fan on the highest setting.

Usable capacity is the usable space based on our measurements and excludes the corner spaces for models with rotating turntables. Note that most DTR models allow you to turn off the rotation to fit large dishes. With the rotation off, measured capacity approximates claimed. But food might require extra tending and stirring. Price is approximate retail.



# Ranges

The right range choice is largely dictated by whether you use gas or electric fuel. Both types perform well in our tests. If you want the rapid response of gas, but only have an electric hookup, consider induction, which offers fast heating and steady simmering.



### What to Look For

- Start with your power source—gas or electric. Dual-fuel ranges have an electric oven and gas cooktop burners, so they require a gas line and a 240-volt electric outlet.
- At least five oven-rack positions for flexibility when baking and roasting.

- For home cooks who host often, double ovens allow you to cook two dishes simultaneously, at different temperatures.

### What to Skip

- Shopping by Btu. Higher British thermal units don't guarantee faster heating in our tests of gas

ranges. Neither does a higher wattage burner on an electric range.

### What You'll Pay

- Between \$700 and \$3,000 for most ranges. You'll find coil models (not shown below; see CR.org/ranges) for less than \$700 and pro-style options that run more than \$3,000.

### BUYING ADVICE

Generally, more expensive pro-style ranges aren't the best-performing models we test.

For more buying advice, go to [CR.org/ranges](https://CR.org/ranges).

Brand + Model	Overall Score	Price	Survey Results		Test Results						Features				
			Predicted reliability	Owner satisfaction	Cooktop high	Cooktop low	Baking	Broiling	Oven capacity	Self-cleaning	High-power elements	Medium-power elements	Low-power elements	Convection mode	Slide-in
<b>ELECTRIC SMOOTHTOP, SINGLE OVEN (30-INCH)</b>															
✓ GE Profile PSS93YPFS	88	\$2,000	↑	↓	↑	↑	↑	↑	↑	↑	NA	1	2	1	•
✓ LG LREL6321S	88	\$790	↑	↓	↑	↑	↑	↑	↑	↑	NA	2	0	2	
✓ LG LSEL6337D	86	\$2,100	↑	↓	↑	↑	↑	↑	↑	↑	↑	2	0	2	•
✓ GE JB735SPSS	86	\$850	↑	↓	↑	↑	↑	↓	↑	↑	↑	2	0	2	•
✓ LG LREL6325F	85	\$1,100	↑	↓	↑	↑	↑	↑	↑	↑	↑	2	0	2	•
✓ GE Profile PB935YPFS	84	\$1,205	↑	↓	↑	↑	↑	↑	↑	↑	↑	1	2	1	•
✓ Samsung NE63T8711SS	84	\$2,180	↓	↓	↑	↑	↑	↑	↑	↑	↑	2	0	2	•
✓ GE JB655SKSS	84	\$1,000	↑	↓	↑	↓	↑	↑	↑	↑	↑	2	0	2	•
✓ Bosch HEI8056U	83	\$2,400	↑	↓	↑	↑	↑	↑	↑	↑	↑	2	0	2	•
✓ LG LSEL6333F	83	\$1,450	↑	↓	↑	↑	↑	↑	↑	↓	↑	2	0	2	•
✓ LG LRE3194BD	83	\$990	↑	↓	↑	↑	↑	↑	↑	↓	↑	2	0	2	•
✓ LG LRE3060ST	82	\$700	↑	↓	↑	↑	↓	↑	↑	↑	NA	2	0	2	
✓ Samsung NE63A6711SS	82	\$900	↓	↓	↑	↑	↑	↑	↑	↑	↑	1	2	1	•



RANGES

Brand + Model	Overall Score	Price	Survey Results		Test Results						Features				
			Predicted reliability	Owner satisfaction	Cooktop high	Cooktop low	Baking	Broiling	Oven capacity	Self-cleaning	High-power elements	Medium-power elements	Low-power elements	Convection mode	Slide-in
<b>ELECTRIC SMOOTHTOP, SINGLE OVEN (30-INCH)</b> <i>Continued</i>															
✓ Samsung NE63T8111SS	81	\$900	↓	↓	↑	↑	↑	↑	↑	↑	2	0	2		
✓ Frigidaire Gallery FGEH3047VF	81	\$1,100	↑	↓	↑	↑	↑	↑	↑	↑	2	0	2	•	
Frigidaire Gallery GCRE302LAF	80	\$1,000	↑	↓	↑	↑	↓	↑	↑	↑	2	0	2		
Frigidaire Gallery GCRE3060AF	78	\$900	↑	↓	↑	↑	↑	↑	↑	↑	2	0	2	•	
Frigidaire FFEF3054TS	74	\$750	↑	↓	↑	↑	↑	↓	↑	↑	2	0	2		
GE JS645SLSS	74	\$900	↑	↓	↑	↓	↓	↓	↑	↑	2	0	2		
Whirlpool WEE515SOLS	72	\$1,000	↑	↓	↑	↓	↑	↓	↑	↑	2	0	2		
Café CES700P2MS1	72	\$2,340	↑	↓	↑	↑	↑	↓	↑	↓	1	2	1	•	
Frigidaire FFEH3051VS	70	\$1,095	↑	↓	↑	↓	↓	↑	↑	NA	2	0	2		
Frigidaire FFEH3054US	70	\$900	↑	↓	↑	↓	↓	↑	↑	↑	2	0	2		
Samsung NE63A6311SS	70	\$750	↓	↓	↑	↑	↑	↓	↑	↑	2	0	2		
Maytag MER8800FZ	68	\$1,050	↑	↓	↑	↑	↑	↑	↑	↓	2	0	2	•	
GE JB645RKSS	66	\$900	↑	↓	↑	↓	↓	↓	↑	↑	2	0	2		
Frigidaire FFEF3052TS	66	\$600	↑	↓	↑	↑	↓	↓	↓	NA	2	0	2		
KitchenAid KFEG504KPS	66	\$1,160	↓	↓	↑	↑	↑	↓	↑	↓	2	0	2	•	
Haier QSS740RNSS	65	\$1,415	–	–	↑	↑	↑	↓	↑	NA	1	1	2	•	
Whirlpool WFE550SOLZ	63	\$1,140	↑	↓	↑	↑	↓	↓	↑	↓	2	0	2	•	
Whirlpool WFE775HOHZ	62	\$1,280	↑	↓	↑	↑	↓	↓	↑	↓	2	0	2	•	
Samsung NE59T7511SS	62	\$955	↓	↓	↑	↑	↑	↓	↑	↑	2	0	2	•	
Amana AER6303MFS	61	\$870	↑	↓	↓	↑	↓	↓	↑	NA	0	2	2		
GE JBS60RKSS	61	\$775	↑	↓	↑	↓	↓	↓	↑	NA	1	1	2		
KitchenAid KSEB900ESS	60	\$2,720	↓	↓	↑	↑	↓	↑	↑	↓	2	0	2	•	
Whirlpool WFE975HOHV	59	\$1,510	↑	↓	↑	↓	↑	↑	↑	↓	2	0	2	•	
Whirlpool WEE750HOHZ	59	\$1,700	↑	↓	↑	↓	↑	↑	↑	↓	2	0	2	•	
Samsung NE59T4311SS	58	\$750	↓	↓	↑	↑	↓	↓	↑	↑	2	0	2		
Whirlpool WEE745HOLZ	58	\$1,580	↑	↓	↑	↓	↑	↑	↑	↓	2	0	2	•	
Whirlpool WFE535SOLZ	56	\$950	↑	↓	↑	↓	↑	↓	↑	↑	2	0	2	•	
Frigidaire FCRE3052AS	54	\$695	↑	↓	↑	↑	↓	↓	↑	NA	2	0	2		
Whirlpool WFE505W0HB	53	\$850	↑	↓	↑	↑	↑	↓	↑	NA	2	0	2		
Ikea Lagan 804.620.54	53	\$670	–	–	↑	↑	↓	↓	↑	NA	2	0	2		



RANGES

Brand + Model	Overall Score	Price	Survey Results		Test Results						Features				
			Predicted reliability	Owner satisfaction	Cooktop high	Cooktop low	Baking	Broiling	Oven capacity	Self-cleaning	High-power elements	Medium-power elements	Low-power elements	Convection mode	Slide-in
<b>ELECTRIC SMOOTHTOP, SINGLE OVEN (30-INCH)</b> <i>Continued</i>															
Whirlpool WFE320M0JS	52	\$830	⬆️	⬇️	⬆️	⬆️	⬆️	⬆️	⬆️	NA	2	0	2		
Whirlpool WFE525S0JZ	49	\$1,100	⬆️	⬇️	⬆️	⬆️	⬆️	⬆️	⬆️	⬆️	2	0	2		
Maytag MER6600FZ	48	\$825	⬆️	⬇️	⬆️	⬆️	⬆️	⬆️	⬆️	⬆️	2	0	2		
Maytag MER7700LZ	44	\$950	⬆️	⬇️	⬆️	⬆️	⬆️	⬆️	⬆️	⬆️	2	0	2	•	
<b>ELECTRIC SMOOTHTOP, DOUBLE OVEN (30-INCH)</b>															
✓ LG LTE4815ST	86	\$2,555	⬆️	⬆️	⬆️	⬆️	⬆️	⬆️	⬆️	⬆️	2	0	2	•	
✓ Samsung NE63T8751SG	82	\$2,650	⬆️	⬇️	⬆️	⬆️	⬆️	⬆️	⬆️	⬆️	2	0	2	•	
✓ LG LDE4413ST	81	\$1,400	⬆️	⬆️	⬆️	⬆️	⬆️	⬆️	⬆️	⬆️	2	0	2	•	
✓ Café CES750P4MW2	81	\$3,230	⬆️	⬆️	⬆️	⬆️	⬆️	⬆️	⬆️	⬆️	1	3	0	•	
Samsung NE63A6751SS	80	\$1,500	⬆️	⬇️	⬆️	⬆️	⬆️	⬆️	⬆️	⬆️	1	2	1	•	
GE JBS86SPSS	77	\$1,350	⬆️	⬆️	⬆️	⬆️	⬆️	⬆️	⬆️	NA	2	0	2	•	
Maytag MET8800FZ	77	\$1,980	⬆️	⬇️	⬆️	⬆️	⬆️	⬆️	⬆️	⬆️	1	2	1	•	
Whirlpool WGE745C0FS	76	\$1,710	⬆️	⬇️	⬆️	⬆️	⬆️	⬆️	⬆️	⬆️	2	0	2	•	
<b>ELECTRIC INDUCTION (30-INCH)</b>															
✓ GE Profile PHS93XPFS	89	\$4,030	⬆️	⬆️	⬆️	⬆️	⬆️	⬆️	⬆️	NA	3	1	0	•	
✓ Frigidaire Gallery GCRI3058AF	87	\$1,160	⬆️	⬆️	⬆️	⬆️	⬆️	⬆️	⬆️	⬆️	4	0	0	•	
✓ LG LSE4616ST	87	\$3,000	⬆️	⬆️	⬆️	⬆️	⬆️	⬆️	⬆️	⬆️	2	2	0	•	
✓ LG Studio LSI3018SS	87	\$3,900	⬆️	⬆️	⬆️	⬆️	⬆️	⬆️	⬆️	⬆️	2	2	0	•	
✓ Frigidaire Gallery FGIH3047VF	87	\$1,300	⬆️	⬆️	⬆️	⬆️	⬆️	⬆️	⬆️	⬆️	4	0	0	•	
✓ Samsung NE63T8951SG	86	\$3,795	⬆️	⬆️	⬆️	⬆️	⬆️	⬆️	⬆️	⬆️	3	1	0	•	
✓ Ikea Tvarsaker 404.660.06	83	\$1,400	—	—	⬆️	⬆️	⬆️	⬆️	⬆️	⬆️	4	0	0	•	
Samsung NE63B8211SS	80	\$1,370	⬆️	⬆️	⬆️	⬆️	⬆️	⬆️	⬆️	⬆️	3	1	0		
Café CHS90XP2MS1	77	\$4,415	—	—	⬆️	⬆️	⬆️	⬆️	⬆️	NA	3	1	0	•	
KitchenAid KFID500ESS	74	\$2,880	⬆️	⬆️	⬆️	⬆️	⬆️	⬆️	⬆️	⬆️	2	2	0	•	
<b>GAS AND DUAL-FUEL, SINGLE OVEN (30-INCH)</b>															
✓ LG Studio LSDL6336F (dual-fuel)	87	\$2,700	⬆️	⬆️	⬆️	⬆️	⬆️	⬆️	⬆️	⬆️	2	2	1	•	
✓ LG LSG6335D	82	\$1,980	⬆️	⬆️	⬆️	⬆️	⬆️	⬆️	⬆️	⬆️	2	2	1	•	
✓ LG LSD4913ST (dual-fuel)	81	\$2,000	⬆️	⬆️	⬆️	⬆️	⬆️	⬆️	⬆️	⬆️	2	2	1	•	
✓ LG Studio LSGS6338F	80	\$3,000	⬆️	⬆️	⬆️	⬆️	⬆️	⬆️	⬆️	⬆️	2	2	1	•	
✓ Samsung NX60T8711SS	80	\$1,790	⬆️	⬆️	⬆️	⬆️	⬆️	⬆️	⬆️	⬆️	2	2	1	•	

**RANGES**

Brand + Model	Overall Score	Price	Survey Results		Test Results						Features				
			Predicted reliability	Owner satisfaction	Cooktop high	Cooktop low	Baking	Broiling	Oven capacity	Self-cleaning	High-power elements	Medium-power elements	Low-power elements	Convection mode	Slide-in
<b>GAS AND DUAL-FUEL, SINGLE OVEN (30-INCH)</b> <i>Continued</i>															
✓ GE Profile PGS930YPFS	80	\$2,420	↑	↑	↑	↑	↑	↑	↑	↑	2	2	1	•	
✓ Café C2S900P2MS1 (dual-fuel)	78	\$3,295	↓	↑	↑	↑	↑	↓	↑	↑	3	2	1	•	
✓ GE JGB660YPFS	77	\$1,000	↑	↓	↑	↑	↑	↓	↑	↑	2	2	1		
✓ Samsung NX60T8111SS	76	\$980	↑	↓	↓	↑	↑	↓	↑	↓	2	2	1		
✓ GE JGS760SPSS	76	\$1,355	↑	↓	↑	↑	↑	↑	↑	↑	2	2	1	•	
✓ GE JGB735SPSS	75	\$1,200	↑	↓	↑	↑	↑	↓	↑	↑	2	2	1	•	
✓ Café CGB500P2MS1	75	\$1,590	↓	↑	↑	↑	↑	↑	↑	↑	2	2	1	•	
✓ GE JGBS30DEKWW	75	\$550	↑	↓	↓	↑	↑	↓	↑	NA	1	2	1		
✓ GE JGSS61SPSS	74	\$1,450	↑	↓	↓	↑	↑	↑	↑	NA	2	1	1		
✓ LG LRGL5823S	74	\$1,150	↑	↑	↑	↑	↓	↓	↑	↓	2	2	1	•	
✓ Samsung NX60T8511SS	73	\$1,370	↑	↓	↑	↑	↓	↓	↑	↓	2	2	1	•	
✓ Frigidaire Gallery GCRG3060AF	73	\$1,050	↑	↓	↑	↑	↑	↓	↑	↑	2	2	1	•	
✓ GE JGBS61RPSS	72	\$850	↑	↓	↓	↑	↑	↓	↑	NA	1	2	1		
✓ GE JGBS66EEKES	72	\$1,050	↑	↓	↓	↑	↓	↓	↑	NA	2	2	1		
✓ LG LRG3194ST	72	\$1,100	↑	↑	↓	↑	↑	↓	↑	↓	2	2	1	•	
✓ Haier QGSS740RNSS	72	\$1,370	–	–	↓	↑	↑	↑	↑	NA	2	1	1	•	
✓ Frigidaire Professional PCFG3078AF	71	\$2,455	↑	↓	↑	↑	↓	↓	↓	↑	3	1	1	•	
✓ LG LSGL5831F	71	\$1,265	↑	↑	↑	↑	↓	↓	↑	↑	2	2	1		
✓ Frigidaire FFGF3054TS	71	\$750	↑	↓	↑	↑	↑	↓	↓	↑	2	2	1		
✓ GE JGBS66REKSS	71	\$950	↑	↓	↓	↑	↓	↓	↑	NA	2	2	1		
Ikea Grundlagga 302.620.42	70	\$1,200	–	–	↑	↑	↑	↓	↑	↑	2	2	1	•	
✓ Café CGS700M2NS5	70	\$3,240	↓	↑	↑	↑	↑	↑	↓	↓	3	2	1	•	
✓ Samsung NX60A6111SS	70	\$805	↑	↓	↑	↑	↓	↓	↑	NA	2	2	1		
GE JGBS60DEKWW	69	\$750	↑	↓	↓	↑	↓	↓	↑	NA	1	2	1		
GE JGSS66EELES	69	\$1,140	↑	↓	↓	↑	↓	↓	↑	NA	2	2	1		
Frigidaire FFGH3054US	69	\$1,400	↑	↓	↑	↑	↑	↓	↓	↑	2	2	1		
Frigidaire FFGH3051VS	69	\$1,180	↑	↓	↑	↑	↑	↓	↓	NA	2	2	1		
Bosch 800 Series HDI8056U (dual-fuel)	67	\$2,900	↑	↑	↓	↑	↑	↓	↑	↓	2	1	2	•	
GE JGB635REKSS	66	\$915	↑	↓	↓	↑	↓	↓	↓	↓	1	2	1		
Frigidaire FGGH3047VF	65	\$1,270	↑	↓	↑	↑	↓	↓	↑	↑	2	2	1	•	



**RANGES**

Brand + Model	Overall Score	Price	Survey Results		Test Results					Features				
			Predicted reliability	Owner satisfaction	Cooktop high	Cooktop low	Baking	Broiling	Oven capacity	Self-cleaning	High-power elements	Medium-power elements	Low-power elements	Convection mode

**GAS AND DUAL-FUEL, SINGLE OVEN (30-INCH)** *Continued*

Samsung NX58R4311SS	64	\$800	↑	↓	↑	↓	↓	↓	↑	↓	2	2	1		
Frigidaire FFGF3052TS	64	\$730	↑	↓	↑	↑	↓	↓	↓	NA	2	2	1		
Samsung NX60A6311SS	63	\$700	↑	↓	↑	↑	↑	↓	↑	↓	2	2	1		
LG LRGL5821S	60	\$860	↑	↑	↓	↑	↓	↓	↑	NA	2	2	1		
Bosch HGI8056UC	56	\$2,250	↑	↑	↓	↓	↑	↓	↓	↓	2	1	2	•	•
KitchenAid KSGG700ESS	56	\$2,470	↓	↓	↓	↓	↑	↓	↑	↓	2	2	1	•	
KitchenAid KFGG500ESS	54	\$1,700	↓	↓	↑	↓	↑	↓	↑	↓	2	2	1	•	
Electrolux ECFD3068AS (dual-fuel)	52	\$4,000	↓	↓	↓	↑	↑	↓	↑	NA	4	0	1	•	
Whirlpool WEG745H0FS	52	\$1,835	↓	↓	↓	↓	↑	↓	↑	↓	2	2	1	•	
Insignia NS-RFGSS1	51	\$1,025	—	—	↑	↓	↑	↓	↑	NA	3	1	1	•	
Whirlpool WEG750H0HZ	50	\$2,400	↓	↓	↓	↓	↑	↓	↑	↓	2	2	1	•	
Whirlpool WFG775H0HV	50	\$1,175	↓	↓	↑	↓	↑	↓	↑	↓	2	2	1	•	
Whirlpool WFG550S0HZ	49	\$1,060	↓	↓	↓	↑	↓	↓	↑	↑	2	2	1	•	
Whirlpool WFG975H0HZ	49	\$1,200	↓	↓	↓	↓	↑	↓	↑	↓	2	2	1	•	
Hotpoint RGBS330DRWW	48	\$505	↑	↓	↓	↑	↓	↓	↑	NA	1	2	1		
Maytag MGR8800FZ	46	\$1,025	↓	↓	↑	↓	↑	↓	↑	↓	2	2	1	•	
Maytag MGR6600FZ	42	\$770	↓	↓	↓	↑	↑	↓	↑	↓	2	2	1		
Frigidaire FCRG3052AS	40	\$700	↑	↓	↑	↑	↑	↓	↓	NA	2	2	1		
Whirlpool WFG505M0BS	40	\$650	↓	↓	↓	↑	↑	↓	↑	NA	2	2	1		
Amana AGR6603SFS	40	\$1,020	↓	↓	↓	↓	↑	↓	↑	↑	2	1	1		
Amana AGR5330BAS	39	\$660	↓	↓	↓	↓	↑	↓	↑	NA	0	3	1		
Thor Kitchen LRG3001U	38	\$1,800	—	—	↑	↓	↓	↓	↑	NA	1	2	2	•	
Whirlpool WFG525S0JZ	34	\$800	↓	↓	↓	↓	↑	↓	↑	↑	2	2	1		

**GAS AND DUAL-FUEL, DOUBLE OVEN (30-INCH)**

✓ LG Signature LUTD4919SN (dual-fuel)	86	\$3,600	↑	↑	↑	↑	↑	↑	↑	↑	2	2	1	•	
✓ GE Profile PGB965YPFS	80	\$2,000	↑	↓	↑	↑	↑	↓	↑	↓	2	2	1	•	
✓ Café CGS750P4MW2 (dual-fuel)	76	\$3,600	↓	↑	↑	↑	↓	↑	↑	↑	3	2	1	•	
✓ Café C2S950P2MS1 (dual-fuel)	76	\$3,600	↓	↑	↑	↑	↑	↓	↑	↑	3	2	1	•	
✓ GE JGBS86SPSS	75	\$1,530	↑	↓	↓	↑	↑	↑	↑	NA	2	2	1	•	
✓ Samsung NX60T8751SG	72	\$2,185	↑	↓	↑	↑	↑	↓	↑	↑	2	2	1	•	

**RANGES**

Brand + Model	Overall Score	Price	Survey Results		Test Results						Features				
			Predicted reliability	Owner satisfaction	Cooktop high	Cooktop low	Baking	Broiling	Oven capacity	Self-cleaning	High-power elements	Medium-power elements	Low-power elements	Convection mode	Slide-in
<b>GAS AND DUAL-FUEL, DOUBLE OVEN (30-INCH)</b> <i>Continued</i>															
Samsung NX60A6751SS	61	\$1,610	↑	↓	↑	↑	↑	↓	↑	↓	2	2	1	•	
Whirlpool WGG745S0FS	59	\$1,400	↓	↓	↓	↑	↑	↓	↑	↑	1	2	2	•	
KitchenAid KFGD500ESS	59	\$2,250	↓	↓	↓	↑	↑	↓	↑	↓	1	2	2	•	
LG LTG4715ST	55	\$2,850	↑	↑	↑	↑	↑	↓	↑	↓	2	2	1	•	
<b>PRO-STYLE GAS AND DUAL-FUEL (36-INCH)</b>															
✓ Kucht Professional KRG3618U	69	\$3,220	–	–	↑	↑	↑	↓	↓	NA	6	0	0	•	
Electrolux ECFD3668AS (dual-fuel)	65	\$4,000	↓	↓	↓	↑	↑	↓	↑	NA	6	0	0	•	
Viking VGR5366BSS	58	\$9,240	↓	↓	↑	↑	↓	↓	↑	NA	6	0	0	•	
Jenn-Air JGRP436HL	54	\$6,700	↓	↓	↑	↑	↑	↓	↑	↓	5	1	0	•	
<b>PRO-STYLE GAS AND DUAL-FUEL (30-INCH)</b>															
✓ Monogram ZGP304NTSS	79	\$5,600	↓	↑	↑	↑	↑	↑	↑	NA	4	0	0	•	
KitchenAid KFDC500JSS (dual-fuel)	68	\$5,145	↓	↑	↑	↑	↑	↑	↓	↓	3	0	1	•	
Wolf GR304	60	\$5,590	↓	↑	↓	↑	↓	↓	↑	NA	3	1	0	•	
Thermador Pro Harmony PRG305WH	52	\$6,000	↓	↑	↓	↑	↓	↑	↓	NA	2	3	0	•	
Viking VGIC53024BSS	49	\$5,700	↓	↓	↓	↓	↓	↑	↓	NA	4	0	0	•	
KitchenAid KFGC500JPA	42	\$4,410	↓	↑	↓	↑	↑	↓	↓	↑	3	0	1	•	
ZLine RA30 (dual-fuel)	41	\$2,400	–	–	↑	↓	↓	↓	↓	NA	2	1	1	•	
Bosch HGS8055UC	38	\$3,240	↑	↓	↑	↓	↓	↓	↑	NA	1	2	2	•	
Miele HR 1124 G	38	\$6,200	↓	↓	↑	↓	↓	↑	↑	↓	4	0	0	•	
Fisher & Paykel OR30SCG4X1	33	\$4,700	↓	↓	↑	↓	↓	↓	↓	NA	2	2	0	•	

> Digital and All Access members can find the latest, complete ratings at [CR.org/ranges](https://www.crisp.org/ranges).

**HOW WE TEST:** Overall Score combines test results with survey data for predicted reliability and owner satisfaction. Predicted reliability estimates the likelihood that newly purchased models from a given brand will develop problems or break within the first five years. Owner satisfaction reflects the proportion of CR members

who are extremely likely to recommend the range they bought. In cases where we have insufficient survey data to provide a brand-level rating, indicated by a gray dash (-), we give the model weighted category average reliability and satisfaction scores. Cooktop high reflects how quickly the most powerful element heated a large pot of water

to near-boil. Cooktop low is how well the lowest-powered element held a low heat, as for melting chocolate, and how well the most powerful element, set on low, held tomato sauce below a boil. Baking reflects even browning of cakes and cookies in multirack baking tests. Broiling is how hot and how evenly the broiler heats. Oven capacity

is our evaluation of usable space. Self-cleaning is that cycle's effectiveness after the oven is coated with a mixture of eggs, lard, cheese, cherry pie filling, tomato puree, and tapioca. Price is approximate retail.



# Refrigerators

Refrigerator design continues to evolve, and new models often boast high-tech features. But no matter which type you choose, everyday performance still matters most—and that’s what our tests capture.

### What to Look For

- Temperature-controlled drawers to keep meat, fish, and other food at lower temperatures.
- In French-door models, look for half or foldable shelves for storing taller items as needed.
- Adjustable door bins also allow for customization and flexibility.

### What to Skip

- Take manufacturers’ capacity claims with a grain of salt: While brands calculate the total cooled space, we measure the usable storage space to determine how much each model can really hold. See the “Total usable capacity” column in the ratings below.

### What You’ll Pay

- Standard top-freezers start around \$500. Side-by-sides start around \$800, while French-door models are \$1,000 and up. Built-ins can run beyond \$10,000.

### BUYING ADVICE

If you’re replacing your existing fridge (rather than remodeling), check each model’s width, height, and depth, and make sure you have room for the door to open fully.

For more buying advice, go to [CR.org/refrigerators](http://CR.org/refrigerators).

Brand + Model	Overall Score	Price	Survey Results		Test Results					Features					
			Predicted reliability	Owner satisfaction	Thermostat control	Temperature uniformity	Energy efficiency	Noise	Ease of use	Cabinet-depth model	Total usable capacity (cu. ft.)	Energy cost/yr. (\$)	Energy star	Icemaker	Water dispenser
<b>TOP FREEZERS, 31-INCH AND WIDER WIDTHS</b>															
✓ LG LRTLS2403S	80	\$1,050	⬆️	⬆️	⬆️	⬆️	⬆️	⬆️	⬆️	17.7	55	•	Opt.	•	
✓ Samsung RT21M6213SG	77	\$1,315	⬆️	⬆️	⬆️	⬆️	⬆️	⬆️	⬆️	20.2	52	•		•	
✓ Samsung RT21M6215SG	77	\$1,250	⬆️	⬆️	⬆️	⬆️	⬆️	⬆️	⬆️	20.2	64	•	•	•	
✓ LG LTCS24223S	77	\$1,200	⬆️	⬆️	⬆️	⬆️	⬆️	⬆️	⬆️	19.3	67	•	•	•	
✓ Maytag MRT311FFFM	71	\$1,050	⬆️	⬆️	⬆️	⬆️	⬆️	⬆️	⬆️	17.5	58		Opt.	•	
✓ GE GTS22KSNRSS	68	\$900	⬆️	⬆️	⬆️	⬆️	⬆️	⬆️	⬆️	17.8	60		Opt.	•	
Whirlpool WRT511SZDM	65	\$1,145	⬆️	⬆️	⬆️	⬆️	⬆️	⬆️	⬆️	18.1	59		Opt.	•	
GE GIE21GSHSS	63	\$1,625	⬆️	⬆️	⬆️	⬆️	⬆️	⬆️	⬆️	17.7	64	•	•	•	
Insignia NS-RTM21SS7	60	\$800	—	—	⬆️	⬆️	⬆️	⬆️	⬆️	18.0	53	•	•	•	
Winia WTL21HBWCD	58	\$650	—	—	⬆️	⬆️	⬆️	⬆️	⬆️	16.0	58		Opt.	•	
Whirlpool WRT311FZDW	49	\$750	⬆️	⬆️	⬆️	⬆️	⬆️	⬆️	⬆️	15.8	58		Opt.	•	
Whirlpool WRT541SZDM	45	\$1,195	⬆️	⬆️	⬆️	⬆️	⬆️	⬆️	⬆️	18.1	53	•	Opt.	•	
Vissani MDTF18SS	41	\$550	—	—	⬆️	⬆️	⬆️	⬆️	⬆️	13.0	48	•	Opt.	•	
Kenmore 71212	40	\$880	⬆️	⬆️	⬆️	⬆️	⬆️	⬆️	⬆️	17.8	63	•	•	•	



REFRIGERATORS

Brand + Model	Overall Score	Price	Survey Results		Test Results					Features					
			Predicted reliability	Owner satisfaction	Thermostat control	Temperature uniformity	Energy efficiency	Noise	Ease of use	Cabinet-depth model	Total usable capacity (cu. ft.)	Energy cost/yr. (\$)	Energy star	Icemaker	Water dispenser
<b>TOP FREEZERS, 29- TO 30-INCH WIDTHS</b>															
✓ Samsung RT18M6215SG	83	\$1,035	↑	↓	↑	↑	↑	↑	↓	13.0	60	•	•	•	
✓ LG LTCS20030S	76	\$1,040	↑	↑	↑	↑	↑	↑	↓	15.0	63	•	•	•	
✓ Insignia NS-RTM18BK8Q	75	\$480	-	-	↑	↑	↑	↓	↓	15.5	53		Opt.	•	
✓ Frigidaire FFTR1835VW	72	\$700	↑	↓	↑	↑	↑	↑	↓	15.3	55		Opt.	•	
✓ Midea MRT18S2AWW	69	\$700	-	-	↑	↑	↑	↓	↓	14.8	48	•	Opt.	•	
✓ Frigidaire FFTR2021TS	69	\$830	↑	↓	↑	↑	↑	↓	↓	16.7	57		Opt.	•	
GE GTE18MTRRW	65	\$900	↑	↓	↑	↑	↑	↓	↓	14.0	48	•			
GE GTS17GSNRSS	64	\$830	↑	↓	↑	↑	↑	↓	↓	12.9	53		Opt.	•	
Frigidaire FFTR2045VB	64	\$950	↑	↓	↑	↑	↑	↓	↓	16.4	57		Opt.	•	
Maytag MRT118FFFZ	55	\$885	↑	↓	↓	↓	↑	↓	↓	15.3	55		Opt.	•	
Whirlpool WRT519SZDM	52	\$895	↑	↓	↓	↑	↑	↓	↓	16.0	56		Opt.	•	
Insignia NS-RTM18SS7	51	\$680	-	-	↓	↑	↑	↓	↓	15.1	48	•	•	•	
Winia WTL18HBWCD	51	\$530	-	-	↓	↓	↓	↑	↓	14.0	53		Opt.	•	
Whirlpool WRT318FMDM	41	\$970	↑	↓	↓	↓	↑	↑	↓	15.1	66		•	•	
Hisense HRT180N6AWD	40	\$750	-	-	↓	↓	↑	↓	↓	14.9	54		Opt.		
<b>TOP FREEZERS, 28-INCH AND NARROWER WIDTHS</b>															
✓ Whirlpool WRT112CZJZ	81	\$630	↑	↓	↑	↑	↑	↑	↓	10.5	46		NA	•	
✓ Frigidaire FFHT1425VV	72	\$600	↑	↓	↑	↑	↑	↑	↓	11.9	44	•	Opt.	•	
✓ Hotpoint HPS16BTNRWW	72	\$660	↑	↓	↑	↑	↑	↓	↓	12.4	51		Opt.		
✓ Whirlpool WRT313CZLZ	71	\$750	↑	↓	↑	↑	↓	↓	↓	9.3	47		Opt.	•	
✓ Whirlpool WRT518SZFM	65	\$750	↑	↓	↑	↓	↑	↓	↓	12.8	53		Opt.	•	
✓ GE GTE17DTNRWW	65	\$760	↑	↓	↑	↑	↑	↓	↓	13.5	47	•	Opt.	•	
Whirlpool WRT106TFDW	52	\$765	↑	↓	↓	↑	↑	↓	↓	12.9	51		Opt.		
Amana ART104TFDW	51	\$735	↑	↓	↓	↓	↑	↓	↓	12.4	50		Opt.	•	
Danby DFF101B2WDB	45	\$770	-	-	↓	↑	↑	↑	↓	8.3	40	•		•	
GE GTS18HGNRWW	45	\$700	↑	↓	↑	↓	↑	↓	↓	13.4	53		Opt.	•	
Galanz GLR12TRDEFR	42	\$545	-	-	↓	↓	↑	↓	↓	10.5	41	•	NA	•	
<b>BOTTOM FREEZERS, 31- TO 33-INCH WIDTHS</b>															
✓ LG LRDCS2603S	81	\$1,620	↑	↑	↑	↑	↑	↓	↓	17.4	75	•	•	•	
✓ GE GDE25ESKSS	78	\$1,900	↑	↓	↑	↑	↑	↑	↓	17.1	81	•	•	•	



**REFRIGERATORS**

Brand + Model	Overall Score	Price	Survey Results		Test Results					Features					
			Predicted reliability	Owner satisfaction	Thermostat control	Temperature uniformity	Energy efficiency	Noise	Ease of use	Cabinet-depth model	Total usable capacity (cu. ft.)	Energy cost/yr. (\$)	Energy star	Icemaker	Water dispenser
<b>BOTTOM FREEZERS, 31- TO 33-INCH WIDTHS</b> <i>Continued</i>															
Whirlpool WRB322DMBM	74	\$1,800	↑	↓	↑	↑	↓	↓	↓	•	14.9	78	•	•	•
KitchenAid KRBR102ESS	72	\$2,110	↓	↓	↑	↑	↓	↓	↓	•	14.9	78	•	•	•
<b>BOTTOM FREEZERS, 30-INCH AND NARROWER WIDTHS</b>															
✓ LG LBNC15231V	79	\$1,230	↑	↑	↑	↑	↑	↑	↓	•	11.6	57	•	•	•
✓ GE GDE21ESKSS	75	\$1,620	↑	↓	↑	↑	↓	↑	↓	•	14.6	76	•	•	•
✓ Amana ABB1924BRM	75	\$1,500	↑	↓	↑	↑	↑	↓	↓	•	12.5	60	•	•	•
Ikea Valgrundad [704.621.58]	72	\$1,400	-	-	↑	↑	↑	↑	↓	•	14.0	62	•	•	•
Haier HRB15N3BGS	68	\$1,275	-	-	↑	↑	↑	↑	↓	•	11.9	57	•	•	•
Midea MRB19B7AWW	68	\$900	-	-	↑	↑	↑	↓	↓	•	14.3	62	•	Opt.	•
Ikea Farskhet [30462155]	68	\$1,500	-	-	↑	↑	↓	↑	↓	•	8.3	50	•	•	•
Blomberg BRFB1822SSN	65	\$1,830	-	-	↑	↓	↓	↑	↓	•	13.7	70	•	•	•
Bosch B11CB50SSS	65	\$2,900	↓	↓	↑	↑	↓	↑	↓	•	8.4	47	•	•	•
Summit FFBF287SSIM	39	\$2,200	-	-	↓	↓	↑	↑	↓	•	14.5	70	•	•	•
Blomberg BRFB1522SS	39	\$2,115	-	-	↓	↓	↑	↑	↓	•	14.7	70	•	•	•
<b>FRENCH DOORS, 34-INCH AND WIDER WIDTHS</b>															
✓ LG LRFDS3016S	81	\$3,700	↓	↑	↑	↑	↑	↑	↑	•	20.4	100	•	•	Ext. •
LG LRMXS2806S ⓘ	80	\$3,065	↓	↑	↑	↑	↓	↑	↑	•	17.6	96	•	•	Ext. •
LG LRFVS3006S	79	\$3,885	↓	↑	↑	↑	↓	↑	↑	•	19.6	102	•	•	Ext. •
LG LRFWS2906S	78	\$1,900	↓	↑	↑	↑	↑	↓	↓	•	19.6	87	•	•	Ext. •
LG LMWS27626S ⓘ	77	\$2,220	↓	↑	↑	↑	↑	↑	↑	•	17.4	85	•	•	Int. •
LG LFXS28968S	77	\$2,700	↓	↑	↑	↑	↑	↑	↑	•	19.4	97	•	•	Ext. •
LG LFC27596S	77	\$2,445	↓	↑	↑	↑	↑	↑	↑	•	19.8	85	•	•	•
LG LRFWS2906V	76	\$1,900	↓	↑	↑	↑	↑	↓	↑	•	19.9	87	•	•	Ext. •
KitchenAid KRFC704FBFS	76	\$4,700	↓	↓	↑	↑	↓	↑	↑	•	15.3	98	•	•	Ext. •
LG LMXS28626S ⓘ	76	\$2,100	↓	↑	↑	↑	↓	↑	↑	•	18.1	96	•	•	Ext. •
GE Profile PWE23KMKES	76	\$3,035	↓	↓	↑	↑	↓	↓	↑	•	14.7	79	•	•	Int. •
LG LRMD2306S ⓘ	76	\$3,900	↓	↑	↑	↑	↓	↑	↑	•	14.6	95	•	•	Ext. •
GE GWE23GENDS	75	\$2,865	↓	↓	↑	↑	↓	↓	↑	•	15.2	79	•	•	•
LG LMWC23626S ⓘ	74	\$2,500	↓	↑	↑	↑	↓	↑	↓	•	14.0	79	•	•	Int. •

ⓘ 4-door model.



**REFRIGERATORS**

Brand + Model	Overall Score	Price	Survey Results		Test Results					Features						
			Predicted reliability	Owner satisfaction	Thermostat control	Temperature uniformity	Energy efficiency	Noise	Ease of use	Cabinet-depth model	Total usable capacity (cu. ft.)	Energy cost/yr. (\$)	Energy star	Icemaker	Water dispenser	Stainless/SS-look option
<b>FRENCH DOORS, 34-INCH AND WIDER WIDTHS</b> <i>Continued</i>																
<b>Signature Kitchen Suite</b> SKSFD3613S	74	\$4,900	↑	↑	↑	↑	↓	↑	↑	•	14.3	95	•	•	Ext.	•
<b>GE Profile</b> PVD28BYNFS ⓘ	73	\$2,875	↑	↑	↑	↑	↑	↑	↑	•	17.8	103	•	•	Ext.	•
<b>Hisense</b> HRF254N6TSE	73	\$2,100	-	-	↑	↑	↑	↑	↑	•	18.0	93	•	•	Ext.	•
<b>GE</b> GFE28GYNFS	73	\$2,000	↑	↑	↑	↑	↑	↑	↑	•	19.9	96	•	•	Ext.	•
<b>LG</b> LMXS27626S ⓘ	73	\$2,300	↑	↑	↑	↑	↑	↑	↑	•	17.6	95	•	•	Ext.	•
<b>Bosch</b> B36CT80SNS	73	\$3,400	↑	↑	↑	↑	↑	↑	↑	•	12.6	76	•	•	Int.	•
<b>Insignia</b> NS-RFD26SS9	73	\$1,700	-	-	↑	↑	↑	↑	↑	•	20.2	84	•	•	Int.	•
<b>Bosch</b> B36FD50SNS	72	\$2,400	↑	↑	↑	↑	↑	↑	↑	•	17.3	93	•	•	Ext.	•
<b>KitchenAid</b> KRMF706EBS ⓘ	72	\$4,235	↑	↑	↑	↑	↑	↑	↑	•	17.1	102	•	•	Ext.	•
<b>Whirlpool</b> WRF555SDFZ	72	\$2,700	↑	↑	↑	↑	↑	↑	↑	•	15.9	91	•	•	Ext.	•
<b>Maytag</b> MFI2570FEZ	72	\$2,530	↑	↓	↑	↑	↑	↑	↑	•	15.9	91	•	•	Ext.	•
<b>Kenmore Elite</b> KLBH031ATE	72	\$2,850	↑	↑	↑	↑	↑	↑	↑	•	18.5	99	•	•	Ext.	•
<b>GE</b> GNE27JSMSS	71	\$1,580	↑	↑	↑	↑	↑	↑	↑	•	21.0	84	•	•	Int.	•
<b>Whirlpool</b> WRX735SDHZ	71	\$2,700	↑	↑	↑	↑	↑	↑	↑	•	16.0	91	•	•	Ext.	•
<b>Bertazzoni Professional Series</b> REF36X ⓘ	71	\$3,300	-	-	↑	↑	↑	↑	↑	•	14.2	83	•	•		•
<b>Bosch</b> B36CL80SNS ⓘ	70	\$3,240	↑	↑	↑	↑	↓	↑	↑	•	12.9	76	•	•	Int.	•
<b>Whirlpool</b> WRQA59CNKZ ⓘ	70	\$2,000	↑	↑	↑	↑	↑	↑	↓	•	13.6	76	•	•		•
<b>Ikea</b> Overskadlig [60462154] ⓘ	70	\$3,000	-	-	↑	↑	↑	↑	↑	•	15.0	88	•	•	Ext.	•
<b>Frigidaire Gallery</b> FGHN2868TF	69	\$2,055	↓	↓	↑	↑	↑	↑	↑	•	19.6	85	•	•		•
<b>GE</b> GFE26JSMSS	68	\$2,100	↑	↑	↑	↑	↑	↑	↑	•	17.7	93	•	•	Ext.	•
<b>Hisense</b> HRF266N6CSE1	67	\$1,300	-	-	↑	↑	↓	↑	↑	•	18.8	84	•	•		•
<b>LG</b> LFXC22526D	67	\$2,850	↑	↑	↑	↑	↓	↓	↑	•	13.7	88	•	•	Ext.	•
<b>Café</b> CFE26KP2NS1	67	\$2,945	↑	↑	↑	↑	↑	↓	↑	•	16.6	93	•	•	Ext.	•
<b>Samsung</b> RF23M8070SR ⓘ	66	\$3,150	↓	↓	↑	↑	↑	↑	↑	•	14.5	82	•	•	Ext.	•
<b>Whirlpool</b> WRF757SDHZ	66	\$2,880	↑	↑	↑	↑	↑	↑	↑	•	17.3	94	•	•	Ext.	•
<b>Frigidaire Gallery</b> FGHG2368TF	64	\$2,200	↓	↓	↑	↑	↑	↑	↑	•	15.5	78	•	•		•
<b>Samsung Bespoke</b> RF23BB8900AW ⓘ	64	\$2,700	↓	↓	↑	↑	↑	↑	↑	•	13.8	82	•	•	Int.	•
<b>Whirlpool</b> WRF767SDHZ	63	\$2,970	↑	↑	↑	↑	↑	↑	↑	•	15.5	94	•	•	Ext.	•
<b>Samsung</b> RF28R6222WW	63	\$2,755	↓	↓	↑	↑	↑	↑	↑	•	18.4	81	•	•	Ext.	•
<b>Frigidaire Gallery</b> GRFN2853AF	63	\$2,565	↓	↓	↑	↑	↑	↑	↑	•	18.7	87	•	•	Int.	•

ⓘ 4-door model.





**REFRIGERATORS**

Brand + Model	Overall Score	Price	Survey Results		Test Results					Features						
			Predicted reliability	Owner satisfaction	Thermostat control	Temperature uniformity	Energy efficiency	Noise	Ease of use	Cabinet-depth model	Total usable capacity (cu. ft.)	Energy cost/yr. (\$)	Energy star	Icemaker	Water dispenser	Stainless/SS-look option
<b>FRENCH DOORS, 34-INCH AND WIDER WIDTHS</b> <i>Continued</i>																
Frigidaire FG4H2272UF	62	\$3,230	↓	↓	↑	↑	↓	↑	↑		15.0	89	•	•	Ext.	•
BlueStar FBFD36	62	\$4,295	-	-	↑	↓	↓	↑	↓	•	13.6	75		•	Int.	•
Viking RVRF3361SS	61	\$4,610	↓	↓	↑	↑	↓	↑	↑	•	13.6	86		•		•
Samsung RF28R6201SR	61	\$2,085	↓	↓	↑	↑	↑	↑	↑		18.8	96	•	•	Ext.	•
Samsung Bespoke RF30BB6900AW	61	\$3,825	↓	↓	↑	↑	↑	↑	↓		18.6	92	•	•	Int.	•
Samsung RF23R6201SR	61	\$2,700	↓	↓	↑	↑	↓	↑	↑	•	15.3	93	•	•	Ext.	•
Samsung RF29A9671SR <sup>(1)</sup>	60	\$3,400	↓	↓	↑	↑	↑	↑	↑		20.5	94	•	•	Int.	•
Samsung RF28R7351SG <sup>(1)</sup>	60	\$3,330	↓	↓	↑	↑	↓	↑	↑		18.0	100	•	•	Ext.	•
KitchenAid KRFC300ESS	60	\$2,520	↓	↓	↑	↑	↓	↑	↓	•	13.6	75	•	•	Int.	•
Frigidaire Gallery FGHB2868TF	60	\$2,515	↓	↓	↑	↑	↑	↑	↑		18.0	92	•	•	Ext.	•
Samsung RF23J9011SR <sup>(1)</sup>	60	\$3,420	↓	↓	↑	↑	↑	↑	↑	•	16.1	90	•	•	Ext.	•
Samsung Bespoke RF30BB6600QL	60	\$2,000	↓	↓	↑	↑	↓	↑	↑		17.9	92	•	•	Int.	•
LG LRMD3006S <sup>(1)</sup>	60	\$3,400	↓	↑	↓	↑	↑	↑	↑		19.9	106	•	•	Ext.	•
Samsung Bespoke RF29A967541 <sup>(1)</sup>	59	\$3,135	↓	↓	↑	↑	↑	↑	↑		20.5	94	•	•	Int.	•
Frigidaire FRFG232LAF	59	\$2,160	↓	↓	↑	↓	↓	↑	↓	•	15.0	80	•	•		•
Samsung RF28T5001SR	59	\$1,500	↓	↓	↑	↑	↑	↑	↓		19.9	86	•	•		•
Frigidaire Gallery FGHD2368TF	56	\$2,375	↓	↓	↑	↑	↓	↑	↑	•	13.9	85	•	•	Ext.	•
Samsung RF262BEAESR	56	\$2,610	↓	↓	↑	↑	↓	↑	↓		16.6	86	•	•		•
Samsung RF27T5201SG	55	\$1,800	↓	↓	↑	↑	↓	↑	↓		18.2	94	•	•	Ext.	•
Samsung RF23A9771SR <sup>(1)</sup>	53	\$4,600	↓	↓	↑	↓	↓	↓	↑	•	15.8	84	•	•	Int.	•
Samsung RF261BEAESR	53	\$1,650	↓	↓	↑	↑	↑	↑	↑		16.7	82	•	•	Int.	•
Frigidaire Gallery GRFS2853AF	51	\$2,650	↓	↓	↑	↓	↑	↓	↓		16.7	96	•	•	Ext.	
Electrolux IQ-Touch EI23BC82SS	49	\$2,900	↓	↓	↑	↑	↓	↑	↑	•	15.9	85		•		•
Hisense HRQ215N6BVD <sup>(1)</sup>	48	\$2,200	-	-	↓	↑	↑	↑	↑	•	16.9	85		•		•
Frigidaire FRFS2823AS	47	\$2,050	↓	↓	↑	↓	↓	↓	↑		16.4	96	•	•	Ext.	•
Electrolux Wave-Touch EW23BC87SS	46	\$3,100	↓	↓	↑	↑	↓	↓	↑	•	14.3	96		•	Ext.	•
Whirlpool WRF550CDHZ	37	\$3,445	↓	↓	↑	↑	↓	↓	↓	•	11.6	92		•	Ext.	•
<b>FRENCH DOORS, 31- TO 33-INCH WIDTHS</b>																
LG LRFCS2503S	76	\$1,665	↓	↑	↑	↑	↑	↑	↑		17.2	81	•	•		•
Whirlpool WRF532SMHZ	76	\$2,220	↓	↓	↑	↑	↑	↑	↓		15.2	61	•	•		•

<sup>(1)</sup> 4-door model.



**REFRIGERATORS**

Brand + Model	Overall Score	Price	Survey Results		Test Results					Features						
			Predicted reliability	Owner satisfaction	Thermostat control	Temperature uniformity	Energy efficiency	Noise	Ease of use	Cabinet-depth model	Total usable capacity (cu. ft.)	Energy cost/yr. (\$)	Energy star	Icemaker	Water dispenser	Stainless/SS-look option
<b>FRENCH DOORS, 31- TO 33-INCH WIDTHS</b> <i>Continued</i>																
✓ GE GNE25JSKSS	75	\$1,725	↓	↓	↑	↑	↑	↑	↓		16.4	81	•	•	Int.	•
LG LRFXS2503S	70	\$2,610	↓	↑	↑	↑	↓	↑	↑		16.9	92	•	•	Ext.	•
Haier HRQ16N3BGS ⓘ	69	\$995	-	-	↑	↑	↑	↑	↓	•	12.5	60	•			•
Haier QHE16HYPPFS ⓘ	67	\$1,100	-	-	↑	↑	↑	↓	↓	•	12.3	60	•	Opt.		•
GE GWE19JSLSS	66	\$1,800	↓	↓	↑	↑	↓	↓	↓	•	12.2	73	•	•		•
Frigidaire FFBN1721TV ⓘ	64	\$1,065	↓	↓	↑	↑	↑	↓	↓	•	13.9	67				•
Samsung RF18HFENBSR	59	\$1,350	↓	↓	↑	↑	↓	↑	↑	•	13.9	79		•		•
Frigidaire FRFG1723AV	57	\$1,500	↓	↓	↑	↑	↓	↓	↓	•	11.9	72	•	•		•
<b>FRENCH DOORS, 30-INCH AND NARROWER WIDTHS</b>																
✓ LG LFC22770ST	81	\$1,890	↓	↑	↑	↑	↑	↑	↓		15.4	78	•	•		•
✓ GE GNE21FSKSS	75	\$1,740	↓	↓	↑	↑	↓	↑	↓		13.7	76	•	•		•
LG LFC22520S	74	\$2,000	↓	↑	↑	↑	↓	↑	↓		13.9	78	•	•		•
Haier HRF15N3AGS	63	\$1,425	-	-	↑	↑	↓	↓	↓	•	11.2	65		•		•
Samsung RF18A5101SR	58	\$1,430	↓	↓	↑	↑	↓	↑	↑	•	12.7	72	•	•		•
Samsung RF220NCTASR	55	\$1,615	↓	↓	↑	↑	↓	↑	↓		16.0	84		•		•
<b>SIDE BY SIDES, 34-INCH AND WIDER WIDTHS</b>																
✓ LG LSXS26326S	78	\$1,450	↓	↓	↑	↑	↑	↑	↑		20.8	95		•	Ext.	•
✓ LG LRSDS2706S	76	\$2,000	↓	↓	↑	↑	↑	↓	↑		19.4	92	•	•	Ext.	•
✓ LG LSXS26366S	75	\$1,800	↓	↓	↑	↑	↑	↑	↑		20.9	95	•	•	Ext.	•
✓ LG LHSXS2706S	74	\$1,400	↓	↓	↑	↑	↑	↑	↑		19.8	92	•	•	Ext.	•
✓ LG LRSOS2706S	70	\$1,900	↓	↓	↑	↑	↑	↓	↑		19.4	92	•	•	Ext.	•
✓ Samsung RS25J500DSR	70	\$1,300	↓	↓	↑	↑	↑	↑	↑		18.5	92		•	Ext.	•
✓ GE GZS22IYNFS	69	\$1,890	↑	↓	↑	↑	↓	↓	↑	•	14.5	89		•	Ext.	•
✓ Whirlpool WRS586FIEM	69	\$1,950	↓	↓	↑	↓	↑	↑	↑		18.9	86	•	•	Ext.	•
Whirlpool WRS588FIHZ	68	\$1,600	↓	↓	↑	↓	↑	↑	↑		20.5	99		•	Ext.	•
LG LRSOC2306S	68	\$2,100	↓	↓	↑	↑	↓	↑	↓	•	15.4	86	•	•	Ext.	•
LG LRSXC2306V	68	\$1,450	↓	↓	↑	↑	↓	↑	↓	•	16.3	90		•	Ext.	•
Samsung RS27T5200SR	68	\$1,400	↓	↓	↑	↑	↑	↑	↑		17.4	97		•	Ext.	•
GE GSS25LSLSS	67	\$1,700	↑	↓	↑	↓	↑	↓	↑		17.3	94		•		•
Samsung RS27T5561SR	67	\$1,900	↓	↓	↑	↑	↑	↑	↓		20.1	92	•	•	Ext.	•

ⓘ 4-door model.



**REFRIGERATORS**

Brand + Model	Overall Score	Price	Survey Results		Test Results					Features						
			Predicted reliability	Owner satisfaction	Thermostat control	Temperature uniformity	Energy efficiency	Noise	Ease of use	Cabinet-depth model	Total usable capacity (cu. ft.)	Energy cost/yr. (\$)	Energy star	Icemaker	Water dispenser	Stainless/SS-look option

**SIDE BY SIDES, 34-INCH AND WIDER WIDTHS** *Continued*

Frigidaire GRSC2352AF	66	\$1,755	↓	↓	↑	↑	↑	↓	↑	•	15.7	82	•	•	Ext.	•
Kenmore Elite 51773	66	\$2,020	↓	↓	↑	↓	↑	↑	↑	•	21.8	98	•	•	Ext.	•
Midea MRS26D5AST	65	\$1,300	-	-	↑	↓	↑	↑	↑	•	18.4	95	•	•	Ext.	•
Samsung RS22T5561SR	63	\$2,010	↓	↓	↑	↑	↑	↑	↓	•	16.7	85	•	•	Ext.	•
Frigidaire FRSS2323AS	63	\$1,385	↓	↓	↑	↑	↓	↓	↓	•	15.2	90	•	•	Ext.	•
Whirlpool WRS325SDHZ	63	\$1,500	↓	↓	↓	↑	↑	↓	↓	•	15.1	93	•	•	Ext.	•
Frigidaire FRSS26L3AF	63	\$1,350	↓	↓	↑	↑	↓	↓	↑	•	17.3	94	•	•	Ext.	•
Whirlpool WRS325FDAM	63	\$1,200	↓	↓	↓	↑	↑	↓	↓	•	15.1	93	•	•	Ext.	•
GE GSS25IYNFS	62	\$1,800	↑	↓	↑	↓	↑	↓	↑	•	17.0	94	•	•	Ext.	•
Samsung RS27T5201SR	61	\$1,555	↓	↓	↑	↓	↑	↑	↓	•	19.9	85	•	•	Ext.	•
Maytag MSC21C6MFZ	60	\$1,915	↓	↓	↑	↓	↓	↑	↑	•	14.1	87	•	•	Ext.	•
KitchenAid KRSC703HPS	60	\$3,500	↓	↓	↑	↑	↓	↑	↑	•	14.0	91	•	•	Ext.	•
Whirlpool WRS555SIHZ	60	\$1,635	↓	↓	↓	↑	↑	↓	↓	•	17.7	93	•	•	Ext.	•
GE GZS22DSJSS	59	\$2,425	↑	↓	↑	↓	↓	↑	↓	•	14.0	89	•	•	Ext.	•
Samsung RS22T5201SR	59	\$1,585	↓	↓	↑	↓	↑	↑	↑	•	17.1	85	•	•	Ext.	•
Frigidaire FRSC2333AS	57	\$1,500	↓	↓	↑	↓	↓	↓	↓	•	15.4	90	•	•	Ext.	•
Whirlpool WRS315SNHM	55	\$1,600	↓	↓	↓	↑	↑	↓	↓	•	17.5	76	•	Opt.	•	•
Whirlpool WRS315SDHM	54	\$1,435	↓	↓	↓	↑	↑	↓	↓	•	16.4	93	•	•	Ext.	•
Kenmore 41173	53	\$1,300	↓	↓	↓	↑	↑	↓	↓	•	17.5	76	•	Opt.	•	•
Maytag MSS25N4MKZ	53	\$1,415	↓	↓	↓	↑	↑	↓	↓	•	17.5	76	•	Opt.	•	•
Bosch 300 Series B20CS30SNS	52	\$2,400	↓	↓	↑	↑	↑	↑	↓	•	14.5	79	•	•	Ext.	•
Frigidaire GRSS2652AF	51	\$1,400	↓	↓	↑	↑	↑	↓	↑	•	17.0	86	•	•	Ext.	•
Amana ASI2575GRS	46	\$1,300	↑	↓	↓	↑	↑	↓	↓	•	12.4	93	•	•	Ext.	•

**SIDE BY SIDES, 31- TO 33-INCH WIDTHS**

✓ GE GSS23HSHSS	72	\$1,615	↑	↓	↑	↑	↑	↓	↑	•	15.2	90	•	•	Ext.	•
✓ GE GSS23GSKSS	72	\$1,500	↑	↓	↑	↑	↓	↓	↑	•	14.8	90	•	•	Ext.	•
✓ Amana ASI2175GRS	65	\$1,350	↑	↓	↑	↑	↓	↓	↓	•	12.7	88	•	•	Ext.	•
GE GSE23GSKSS	61	\$1,650	↑	↓	↑	↓	↓	↑	↑	•	14.1	82	•	•	Ext.	•
Whirlpool WRS321SDHZ	60	\$1,615	↓	↓	↑	↑	↓	↓	↓	•	12.4	88	•	•	Ext.	•
Whirlpool WRS331SDHM	60	\$1,560	↓	↓	↑	↑	↓	↓	↓	•	13.7	80	•	•	Ext.	•



**REFRIGERATORS**

Brand + Model	Overall Score	Price	Survey Results		Test Results					Features						
			Predicted reliability	Owner satisfaction	Thermostat control	Temperature uniformity	Energy efficiency	Noise	Ease of use	Cabinet-depth model	Total usable capacity (cu. ft.)	Energy cost/yr. (\$)	Energy star	Icemaker	Water dispenser	Stainless/SS-look option
<b>BUILT-INS, SIDE-BY-SIDES</b>																
✓ Sub-Zero Designer IT-36RID	83	\$10,260	↑	↑	↑	↑	↑	↓	↓	•	14.7	46	•		Int.	•
✓ Sub-Zero Designer IC-36RID	82	\$9,750	↑	↑	↑	↑	↑	↓	↓	•	16.3	46	•		Int.	•
Jenn-Air JS48NFXDE	74	\$10,475	↓	↓	↑	↑	↑	↓	↓	•	21.1	106		•		•
Café CSB42WP2NS1	70	\$8,910	↓	↓	↑	↑	↑	↑	↑	•	19.5	99		•		•
GE Monogram ZISB480DNII	59	\$11,500	↓	↓	↑	↓	↓	↓	↓	•	18.5	118		•	Ext.	•
GE Monogram ZISB420DNII	54	\$10,100	↓	↓	↓	↓	↓	↓	↓	•	15.9	109		•	Ext.	•
Viking VCSB5423SS	38	\$13,250	↓	↓	↓	↑	↓	↑	↑	•	17.2	91	•	•		•
<b>BUILT-INS, FRENCH-DOORS</b>																
✓ Dacor DRF427500AP	84	\$11,500	-	-	↑	↑	↓	↑	↓	•	16.6	81	•	•	Int.	•
✓ Dacor DRF367500AP	83	\$9,000	-	-	↑	↑	↑	↑	↑	•	14.6	71	•	•	Int.	•
✓ Jenn-Air JF42NFXDE	79	\$10,300	↓	↓	↑	↑	↓	↑	↓	•	17.0	82	•	•		•
✓ Sub-Zero Classic BI-36UFDID/O	78	\$12,060	↑	↑	↑	↑	↓	↓	↑	•	14.6	84		•	Int.	•
✓ KitchenAid KBFN502ESS	78	\$9,890	↓	↓	↑	↑	↓	↑	↓	•	17.0	82	•	•		•
Bosch Benchmark B36IT905NP	76	\$7,930	↑	↑	↑	↑	↓	↓	↑	•	13.2	75	•	•		•
Miele PerfectCool KFNF9955IDE	73	\$8,100	↓	↑	↑	↑	↓	↑	↑	•	13.6	72	•	•		•
Liebherr CBS2062	68	\$6,420	↓	↓	↑	↑	↓	↑	↑	•	13.9	68	•	•		•
Fisher & Paykel ActiveSmart RS36A80J1N	55	\$6,400	-	-	↑	↓	↓	↓	↓	•	11.3	72	•	•		•
<b>BUILT-INS, BOTTOM-FREEZERS</b>																
✓ Thermador Freedom Collection T30IB905SP	79	\$8,500	↑	↑	↑	↑	↓	↓	↑	•	11.4	61	•	•		•
✓ Thermador Freedom Collection T36BB915SS	78	\$10,500	↑	↑	↑	↑	↑	↓	↓	•	14.4	65	•	•		•
✓ Jenn-Air JB36NFXFRE	77	\$8,575	↓	↓	↑	↑	↓	↑	↑	•	14.9	77	•	•		•
✓ KitchenAid KBBR306ESS	77	\$7,190	↓	↓	↑	↑	↓	↑	↑	•	14.9	77	•	•		•
Bosch Benchmark B30IB905SP	73	\$7,390	↑	↑	↑	↑	↓	↓	↓	•	11.3	61	•	•		•
Viking VCBB5363ERSS	48	\$12,510	↓	↓	↑	↑	↓	↑	↑	•	15.1	84		•		•
Viking Professional 7 Series VBI7360WRSS	37	\$15,900	↓	↓	↓	↑	↓	↑	↑	•	14.6	77	•	•		•

**HOW WE TEST:** Overall Score combines test results with survey data for predicted reliability and owner satisfaction. Predicted reliability estimates the likelihood that newly purchased models from a given brand will develop problems or break within the first five years. Findings are from

CR's 2020, 2021, and 2022 Spring Quarterly Surveys. Owner satisfaction reflects the proportion of CR members who are extremely likely to recommend the refrigerator they bought. In cases where we have insufficient data to provide a brand-level rating, indicated by a gray dash (-), the model gets

weighted category average scores for reliability and satisfaction. Thermostat control looks at the appliance's ability to achieve and maintain a set temperature despite changes in room temperature. Temperature uniformity is based on how well a model minimizes warm and cold spots. Energy efficiency

is energy consumption per cubic foot of measured usable storage space. Noise is measured with the compressors running. Ease of use assesses features and design, including layout, controls, and lighting. Price is approximate retail.



# Snow Blowers

You don't need a huge, expensive model for efficient snow clearing. You'll find compact, easier-handling machines work well on smaller driveways and mid-sized models will handily dispatch drifts left by a heavy storm.



## What to Look For

- The right stage. A single-stage model can clear up to 9 inches in a single pass. Opt for a two- or three-stage blower for snow up to 16 inches deep.
- Tracks vs. wheels. If you have a flat driveway, a wheeled model should be fine. If you've got a steep drive, a model with tank-like tracks offers

extra traction on inclines.

- Interlocking safety grips. These allow one-handed operation so that you can also operate the discharge chute control.

## What to Skip

- Ignore engine size as a predictor of performance: Our tests don't find a strong

correlation between bigger engines and faster clearing.

- Avoid plug-in electric models (not shown), which struggle even with light dustings.

## What You'll Pay

- You can spend as little as \$500 for a lighter-duty model or well over \$1,000 for one that can clear heavier loads.

## BUYING ADVICE

Bigger engines and wider clearing swaths are great, but some smaller machines can out-clear and out-throw the big boys for less money.

For more buying advice, go to [CR.org/snowblowers](https://www.crbuyingguide.org/snowblowers).

Brand + Model	Overall Score	Price	Survey Results		Test Results								
			Predicted reliability	Owner satisfaction	Removal speed	Plow pile removal	Throwing distance	Surface cleaning	Handling	Noise	Controls	Width	
<b>THREE-STAGE GAS: BEST FOR HEAVY SNOW UP TO 18 INCHES</b>													
✓ Cub Cadet 3X 30" HD	83	\$1,700	⚠	⬆	⬆	⬆	⬆	⬆	⬆	⬆	⬆	⬆	30
✓ Cub Cadet 3X 26" TRAC	83	\$1,900	⚠	⬆	⬆	⬆	⬆	⬆	⬆	⬆	⬆	⬆	26
<b>TWO-STAGE GAS: BEST FOR HEAVY TO MEDIUM SNOW UP TO 16 INCHES</b>													
✓ Toro Power Max HD 928 OAE 38840	91	\$1,400	⬆	⬆	⬆	⬆	⬆	⬆	⚠	⬆	⬆	⬆	28
✓ Toro 38842	91	\$1,800	⬆	⬆	⬆	⬆	⬆	⬆	⬆	⬆	⬆	⬆	32
✓ Troy-Bilt Arctic Storm 30	90	\$1,500	⬆	⬆	⬆	⬆	⬆	⬆	⬆	⬆	⬆	⬆	30
✓ Cub Cadet 2X 30" HP	90	\$1,200	⬆	⬆	⬆	⬆	⬆	⬆	⬆	⬆	⬆	⬆	30
✓ Ariens Deluxe 30 EFI	89	\$1,800	⬆	⬆	⬆	⬆	⬆	⬆	⬆	⬆	⬆	⬆	30
✓ Toro Power Max 826 OAE 37799	88	\$1,000	⬆	⬆	⬆	⬆	⬆	⬆	⚠	⬆	⬆	⬆	26
✓ Honda HSS928ATD	88	\$2,900	⬆	⬆	⬆	⬆	⬆	⬆	⬆	⬆	⬆	⬆	28
✓ Cub Cadet 2X 30" EFI	87	\$1,700	⬆	⬆	⬆	⬆	⬆	⬆	⚠	⬆	⬆	⬆	30
✓ Husqvarna ST 430	87	\$2,500	⚠	⬆	⬆	⬆	⬆	⬆	⬆	⬆	⬆	⬆	30
✓ Cub Cadet 2X 30" MAX	86	\$1,500	⬆	⬆	⬆	⬆	⬆	⬆	⚠	⬆	⬆	⬆	30



SNOW BLOWERS

Brand + Model	Overall Score	Price	Survey Results		Test Results							
			Predicted reliability	Owner satisfaction	Removal speed	Plow pile removal	Throwing distance	Surface cleaning	Handling	Noise	Controls	Width
<b>TWO-STAGE GAS: BEST FOR HEAVY TO MEDIUM SNOW UP TO 16 INCHES</b> <i>Continued</i>												
✓ Generac SB15130GENG	86	\$1,450	–	–	↑	↑	↑	↓	↑	↓	↑	30
✓ Craftsman SB680	85	\$1,500	↓	↓	↑	↑	↑	↓	↑	↓	↑	29
<b>COMPACT TWO-STAGE GAS: BEST FOR MEDIUM SNOW UP TO 16 INCHES</b>												
✓ DR Power Equipment SB13124DEN	82	\$800	–	–	↑	↑	↑	↓	↑	↓	↑	24
✓ Troy-Bilt Storm 2420	81	\$700	↑	↑	↑	↑	↑	↑	↑	↓	↑	24
✓ Simplicity 1696920	81	\$1,500	↓	↑	↑	↑	↑	↑	↑	↓	↑	24
✓ Toro Power Max 824 OE 37798	78	\$1,000	↑	↑	↓	↑	↑	↓	↑	↓	↑	24
✓ Craftsman Select 24	78	\$800	↓	↓	↑	↑	↑	↑	↑	↓	↑	24
✓ Ariens Compact 24 920029	76	\$1,200	↑	↑	↓	↑	↑	↓	↑	↓	↑	24
✓ Husqvarna ST324 961 93 01-23	74	\$1,300	↓	↑	↓	↑	↑	↑	↑	↓	↑	24
✓ Honda HSS724AW	74	\$2,200	↑	↑	↓	↓	↑	↑	↑	↓	↑	24
<b>SINGLE-STAGE GAS: BEST FOR LIGHT TO MEDIUM SNOW UP TO 9 INCHES</b>												
✓ Toro Power Clear 821 QZE 38757	79	\$750	↑	↑	↑	↑	↓	↑	↑	↓	↑	21
✓ Toro 824 QXE 36003	76	\$880	↑	↑	↑	↑	↓	↑	↑	↓	↑	24
✓ Toro Power Clear 721 QZE 38756	75	\$700	↑	↑	↓	↑	↓	↑	↑	↓	↑	21
✓ Toro Power Clear 721 R-C 38754	74	\$630	↑	↑	↑	↑	↓	↑	↑	↓	↑	21
✓ Toro 724 QXE 36002	69	\$750	↑	↑	↓	↓	↓	↑	↑	↓	↑	24
<b>TWO-STAGE BATTERY</b>												
✓ Ego SNT2405	79	\$1,500	–	–	↓	↑	↑	↑	↑	↑	↑	24
✓ Snow Joe iON100V-24SB	77	\$1,300	–	–	↓	↑	↑	↑	↑	↓	↑	24
✓ Toro Power Max 60V 24" 39924	74	\$1,500	–	–	↓	↑	↑	↓	↑	↑	↑	26
<b>SINGLE-STAGE BATTERY: BEST FOR LIGHT SNOW UP TO 6 INCHES</b>												
✓ Toro Power Clear e21 39901	70	\$650	↑	↑	↓	↑	↑	↑	↑	↑	↑	21
✓ Snow Joe iON100V-21SB	65	\$800	↓	↓	↓	↑	↓	↑	↑	↑	↑	21

> Digital and All Access members can find the latest, complete ratings at [CR.org/snowblowers](https://CR.org/snowblowers).

**HOW WE TEST:** Overall Score combines test results with survey data for predicted reliability and owner satisfaction. Predicted reliability estimates the likelihood that newly purchased models from a given brand will develop problems or break within the first five years (gas) or first four years (battery). Findings are from CR's 2019, 2020, and 2021 Spring Quarterly

Surveys. Owner satisfaction reflects the proportion of CR members who are extremely likely to recommend the snow blower they bought. In cases where we have insufficient survey data to provide a brand-level rating, indicated by a gray dash (–), we assume the model has average reliability and satisfaction. NA means we have no data. For removal speed, we time how long it takes models

to clear a highly controlled mixture of wet sawdust. Plow pile removal is an assessment of how quickly, and thoroughly, models cut through a large mound of wet sawdust designed to simulate a plow pile. Throwing distance is how far each model throws the mixture. Surface cleaning reflects how much of our mixture each model leaves behind on a blacktop driveway. Handling

denotes how easy each machine is to push, pull, and turn. Controls is our assessment of how easy it is to change speeds, adjust the discharge chute, and move the handle-bar. Noise is measured in decibels at the ear of the operator; a rating lower than good means you'll need hearing protection. Price is approximate retail.



# Vacuums

The best uprights deliver the most power for deep-cleaning carpets, but canisters are easier to maneuver. Stick vacs are handy for bare floors, while robotic vacuums, and handheld models offer supplemental floor-cleaning convenience.

### What to Look For

- If deep-cleaning carpet is the most important task on your list, go for an upright.
- Canisters do well when cleaning drapes and upholstery, on stairs, and under furniture. They let you move the hose and wand—instead of the entire machine.
- Robotics and handhelds are

maintenance cleaners; they won't replace your full-sized vacuum. But if you only have bare floors, a stick vac could be your only vacuum.

### What to Skip

- No need to splurge on extra cleaning tools. Those that come standard with your model should suffice.

■ We recommend against bagless models if you have asthma or allergies, because emptying the bin is usually a dusty, messy chore.

### What You'll Pay

- Capable bagless uprights start at about \$200; figure \$240-plus for most canisters and bagged uprights.

### BUYING ADVICE

Even if you plan to order online, try to go to a store first. Push, pull, turn, and lift the vacuum cleaners you're considering to get a sense of how easy they are to use.

For more buying advice, go to [CR.org/vacuums](https://www.crd.org/vacuums).

Brand + Model	Overall Score	Price	Survey Results		Test Results							Features		
			Predicted reliability	Owner satisfaction	Carpet	Bare floors	Hose suction	Clean emissions	Handling	Pet hair	Noise	Weight (lb.)	Cord length (ft.)	
<b>BAGLESS UPRIGHT VACUUMS</b>														
✓ Shark Navigator Powered Lift-Away NV586 (Target)	78	\$300	↑	↑	↑	↑	↑	↑	↑	↑	↑	↓	16	26
✓ Shark Rotator Lift-Away ADV DuoClean LA500 (Walmart)	77	\$300	↑	↑	↑	↑	↑	↑	↑	↑	↑	↑	14	25
✓ Shark Vertex DuoClean AZ2002	75	\$420	↑	↑	↓	↑	↑	↑	↑	↑	↑	↓	17	30
✓ Kenmore Pet Friendly Cross-Over DU3017	75	\$180	↓	↓	↑	↑	↑	↑	↑	↑	↑	↓	17	25
✓ Kenmore Pet Friendly CrossOver 31220	74	\$250	↓	↓	↑	↑	↑	↑	↓	↑	↓	↓	18	29
✓ Dyson Ball Animal 2	74	\$450	↓	↓	↑	↑	↑	↑	↑	↑	↑	↓	17	30
✓ Dyson Ball Multi Floor 2	73	\$400	↓	↓	↑	↑	↑	↑	↑	↑	↑	↓	16	31
✓ Shark Rotator Professional Lift-Away NV501	73	\$260	↑	↑	↑	↑	↓	↑	↑	↓	↑	↑	17	30
✓ Kenmore AllergenSeal DU2012	73	\$130	↓	↓	↓	↑	↑	↑	↑	↑	↑	↑	15	30
✓ Shark APEX DuoClean Zero-M Powered Lift-Away AZ1002	72	\$400	↑	↑	↓	↑	↑	↑	↑	↑	↓	↓	17	30
✓ Shark Navigator Lift-Away NV352	72	\$200	↑	↑	↑	↑	↓	↑	↑	↓	↓	↓	14	25
✓ Shark Navigator Professional Lift-Away NV356E	72	\$250	↑	↑	↑	↑	↓	↑	↑	↓	↓	↓	16	30
✓ Kenmore Elite Pet Friendly CrossOver Ultra 31230	72	\$350	↓	↓	↑	↑	↑	↑	↓	↑	↓	↓	18	35





**VACUUMS**

Brand + Model	Overall Score	Price	Survey Results		Test Results							Features		
			Predicted reliability	Owner satisfaction	Carpet	Bare floors	Hose suction	Clean emissions	Handling	Pet hair	Noise	Weight (lb.)	Cord length (ft.)	
<b>BAGLESS UPRIGHT VACUUMS</b> <i>Continued</i>														
✓ Shark DuoClean Lift-Away Zero-M ZU881 (Target)	70	\$400	↑	↑	↓	↑	↑	↑	↑	↓	↑	↓	17	30
✓ Shark Navigator Swivel Pro Complete NV150	70	\$160	↑	↑	↓	↑	↓	↑	↑	↑	↑	↑	13	25
Shark Rotator Lift-Away XL Zero-M ZU632	69	\$330	↑	↑	↓	↑	↑	↑	↑	↑	↓	↓	16	25
Hoover WindTunnel T-Series Rewind Bagless UH70120	69	\$130	↓	↓	↑	↑	↑	↑	↑	↑	↓	↓	18	27
Bissell Pet Hair Eraser Lift-Off 2087	69	\$270	↓	↓	↑	↑	↓	↑	↑	↑	↓	↓	18	30
Shark Rotator Pro Lift-Away DuoClean ZU780	68	\$260	↑	↑	↓	↑	↑	↑	↑	↑	↓	↓	17	30
Bissell Pet Hair Eraser Turbo Plus 2281	67	\$260	↓	↓	↑	↑	↓	↑	↑	↑	↓	↓	14	30
Dyson Cinetic Big Ball Animal	67	\$600	↓	↓	↑	↑	↓	↑	↓	↓	↓	↓	19	35
Dyson Cinetic Big Ball Animal + Allergy	67	\$700	↓	↓	↑	↑	↓	↑	↓	↓	↓	↓	19	35
Hoover React Professional Pet Plus UH73220	67	\$240	↓	↓	↑	↑	↑	↑	↓	↓	↓	↓	19	30
Hoover React UH73100	66	\$180	↓	↓	↑	↑	↑	↑	↓	↑	↓	↓	18	25
Shark Navigator Pet Pro ZU62	65	\$230	↑	↑	↓	↑	↓	↑	↑	↑	↓	↓	15	25
Bissell MultiClean Allergen Pet 2849	64	\$180	↓	↓	↓	↑	↓	↑	↑	↑	↓	↓	14	30
Hoover PowerDrive Pet UH74210PC	64	\$200	↓	↓	↑	↑	↓	↑	↓	↑	↓	↓	17	30
Bissell MultiClean Allergen Pet Lift-Off 2998	63	\$220	↓	↓	↓	↑	↓	↑	↑	↑	↓	↓	15	30
Hoover Total Home Pet UH74100	62	\$140	↓	↓	↓	↑	↑	↑	↓	↑	↓	↓	18	27
Bissell MultiClean Allergen Lift-Off Pet Slim 31259	62	\$240	↓	↓	↓	↑	↓	↑	↑	↑	↓	↓	15	25
Hoover Air Steerable UH72400	60	\$190	↓	↓	↓	↑	↓	↑	↑	↑	↓	↓	14	29
Hoover MAXLife Pro Pet Swivel UH74220PC	60	\$200	↓	↓	↓	↑	↓	↑	↑	↑	↓	↓	17	30
Dyson Small Ball Multi Floor	59	\$400	↓	↓	↓	↑	↓	↑	↑	↓	↑	↑	13	32
Bissell PowerLifter Swivel Lift-Off Pet 2920 (Walmart)	59	\$160	↓	↓	↓	↑	↓	↑	↑	↑	↓	↓	16	30
Bissell Pet Hair Eraser Turbo Rewind 27909	59	\$260	↓	↓	↓	↓	↓	↑	↑	↑	↓	↓	16	25
Hoover Pet Max Complete UH74110	58	\$180	↓	↓	↓	↑	↓	↑	↓	↑	↓	↓	17	30
Hoover Elite Rewind Plus UH71200	54	\$120	↓	↓	↓	↑	↓	↓	↑	↓	↓	↓	18	23
Bissell AeroSwift 2612A	52	\$85	↓	↓	↓	↑	↓	↓	↓	↑	↓	↓	10	30
Shark ION P50 Cord-Free Powered Lift-Away IC162	51	\$450	↑	↑	↓	↑	↓	↑	↑	↑	↑	↑	12	0
Bissell PowerGlide Lift-Off Pet 2043	50	\$170	↓	↓	↓	↓	↓	↓	↓	↓	↓	↓	18	30
Dirt Devil Endura Max XL UD70182	47	\$95	↓	↓	↓	↓	↓	↓	↓	↑	↑	↓	13	25
Black+Decker AirSwivel BDAV102	47	\$80	↓	↓	↓	↓	↓	↓	↑	↑	↓	↓	11	30
Dirt Devil Power Max Rewind Pet UD70187	46	\$85	↓	↓	↓	↓	↓	↓	↑	↑	↓	↓	14	22





VACUUMS

Brand + Model	Overall Score	Price	Survey Results		Test Results							Features		
			Predicted reliability	Owner satisfaction	Carpet	Bare floors	Hose suction	Clean emissions	Handling	Pet hair	Noise	Weight (lb.)	Cord length (ft.)	
<b>BAGGED UPRIGHT VACUUMS</b> <i>Continued</i>														
✓ Kenmore Elite Pet Friendly 31150	77	\$350	↓	↓	↑	↑	↑	↑	↓	↑	↓	21	35	
✓ Kenmore Pet Friendly 31140	74	\$280	↓	↓	↑	↑	↑	↑	↓	↑	↓	20	29	
✓ Kirby Avalir 2	74	\$1,600	↑	↓	↑	↑	↑	↑	↓	↑	↓	23	29	
✓ Hoover WindTunnel Max UH30600	70	\$180	↓	↓	↑	↑	↑	↑	↓	↑	↓	17	29	
Oreck Elevate Command	61	\$450	↓	↓	↑	↑	↓	↑	↑	↑	↓	11	30	
Oreck Magnesium	60	\$500	↓	↓	↑	↑	↓	↑	↑	↑	↓	9	30	
Oreck Elevate Conquer	60	\$600	↓	↓	↑	↑	↓	↑	↑	↑	↓	12	35	
Oreck Elevate Control	54	\$300	↓	↓	↓	↑	↓	↑	↑	↑	↓	10	30	
Oreck HEPA UK30205PC	48	\$350	↓	↓	↑	↑	↓	↑	↑	↑	↓	11	30	
Oreck HEPA UK30305PC	47	\$400	↓	↓	↓	↑	↓	↑	↑	↑	↓	11	35	
Hoover ONEPWR HEPA+ BH55500PC	46	\$300	↓	↓	↓	↑	↓	↑	↑	↑	↑	11	NA	
<b>BAGLESS CANISTER VACUUMS</b>														
✓ Miele Blizzard CX1 Cat & Dog	76	\$900	↑	↑	↓	↑	↑	↑	↓	↑	↑	15	21	
✓ Kenmore 22614	72	\$390	↑	↓	↑	↑	↑	↑	↓	↑	↓	23	24	
✓ Rainbow SRX Cleaning System	71	\$1,300	↑	↑	↑	↓	↓	↑	↓	↑	↑	36	24	
Dyson Ball Multi Floor	60	\$400	↓	↓	↓	↑	↑	↑	↓	↓	↑	17	21	
Dyson Big Ball Multi Floor	56	\$400	↓	↓	↓	↑	↑	↑	↓	↑	↑	17	21	
Dyson Cinetic Big Ball Animal Canister	54	\$600	↓	↓	↓	↑	↑	↑	↓	↑	↑	18	21	
Sirena Total Home Cleaning System	53	\$890	-	-	↓	↑	↓	↓	↓	↑	↓	32	23	
<b>BAGGED CANISTER VACUUMS</b>														
✓ Miele Complete C3 Marin	84	\$1,100	↑	↑	↑	↑	↑	↑	↓	↑	↑	23	24	
✓ Kenmore Elite Pet Friendly UltraPlush 81714	76	\$530	↑	↓	↑	↑	↑	↑	↓	↑	↓	25	26	
✓ Kenmore Pop-N-Go BC4026	76	\$280	↑	↓	↑	↑	↑	↑	↓	↑	↑	22	26	
✓ Kenmore 200 Series BC4002	76	\$290	↑	↓	↑	↑	↑	↑	↓	↑	↓	19	24	
✓ Kenmore Elite Pet Friendly CrossOver 21814	75	\$660	↑	↓	↑	↑	↑	↑	↓	↑	↓	26	27	
✓ Kenmore Pop-N-Go UltraPlush BC4027	74	\$330	↑	↓	↑	↑	↑	↑	↓	↑	↑	21	26	
✓ Kenmore 81614	74	\$400	↑	↓	↑	↑	↓	↑	↓	↑	↓	23	28	
✓ Kenmore 200 Series 81214	73	\$260	↑	↓	↑	↑	↑	↑	↓	↑	↓	19	24	
✓ Kenmore 400 Series 81414	73	\$330	↑	↓	↑	↑	↑	↓	↓	↑	↓	19	25	





VACUUMS

Brand + Model	Overall Score	Price	Survey Results		Test Results						Features			
			Predicted reliability	Owner satisfaction	Carpet	Bare floors	Edges	Noise	Pet hair	Clean emissions	Run time (min.)	Charge time (hr.)	Weight (lb.)	Battery type
<b>CORDED STICK VACS</b>														
✓ Shark Vertex Ultralight HZ2002	88	\$260	↑	↑	↑	↑	↑	↑	↑	↓	NA	NA	9.0	Corded model
Shark Rocket Zero-M Ultra-Light ZS352	82	\$220	↑	↑	↓	↑	↑	↑	↑	↑	NA	NA	8.8	Corded model
Bissell CleanView Pet Slim 28311	80	\$180	↑	↓	↑	↑	↓	↑	↑	↓	NA	NA	9.4	Corded model
Shark Rocket HV302	79	\$180	↑	↑	↑	↑	↑	↑	↑	↑	NA	NA	8.7	Corded model
Shark Rocket HV322	77	\$230	↑	↑	↓	↑	↓	↑	↑	↑	NA	NA	9.2	Corded model
<b>CORDLESS STICK VACS*</b>														
Tineco Pure One S11	96	\$350	-	-	↑	↑	↑	↑	↑	↑	22	4	5.8	21.6 volt Lithium Ion
Tineco Pure One S11 Tango EX	95	\$470	-	-	↑	↑	↑	↑	↑	↑	17	4	5.8	21.6 volt Lithium Ion
Tineco Pure One S12	93	\$600	-	-	↑	↑	↑	↑	↑	↑	18	4	6.6	21.6 volt Lithium Ion
LG A9 Kompressor	92	\$600	-	-	↑	↑	↑	↑	↑	↑	29	4	6.0	Lithium Ion
Samsung Jet Light VS70 VS15T7031R4/AA	91	\$280	-	-	↑	↑	↑	↑	↑	↑	22	4	5.7	Lithium Ion
Samsung Jet 75 Complete	90	\$450	-	-	↑	↑	↑	↑	↑	↑	26	4	6.0	Lithium Ion
Samsung Jet 90 Complete VS20R9046T3/AA	90	\$650	-	-	↑	↑	↑	↑	↑	↑	27	4	6.2	Lithium Ion
Shark Vertex Pro IZ662H	89	\$450	↓	↑	↑	↑	↑	↑	↑	↑	27	4	8.9	Lithium Ion
Tineco Pure One X	88	\$230	-	-	↑	↑	↓	↑	↑	↑	27	4	5.2	Lithium Ion
Tineco A10 Dash (Walmart)	88	\$150	-	-	↑	↑	↑	↑	↑	↑	19	4	4.5	Lithium Ion
Tineco A10 Hero	87	\$170	-	-	↑	↑	↑	↑	↑	↑	16	4	5.2	Lithium Ion
Dyson Outsize Absolute+	86	\$900	↓	↑	↑	↑	↑	↑	↑	↑	42	5	7.8	25.2 Lithium Ion
Dyson V15 Detect+ Cordless	86	\$750	↓	↑	↑	↑	↑	↑	↑	↑	38	5	7.1	25.2 Lithium Ion
Dyson V15 Detect	86	\$700	↓	↑	↑	↑	↑	↑	↑	↑	39	5	6.85	25.2 Lithium Ion
Dyson V11 Outsize	85	\$800	↓	↑	↑	↑	↑	↑	↑	↑	40	5	7.9	25.2 volt Lithium Ion
Ryobi One+ 18V P7181K	84	\$230	-	-	↑	↑	↑	↓	↑	↑	25	2	7.6	Lithium Ion
Shark Vertex Ultra IZ462H	84	\$350	↓	↑	↑	↑	↑	↑	↑	↑	30	3	9.0	Lithium Ion
Dyson V8 Absolute	84	\$500	↓	↑	↑	↑	↑	↑	↑	↑	21	5	5.6	21.6 volt Lithium Ion
Miele Triflex HX1 SMULO	84	\$500	-	-	↑	↑	↑	↑	↑	↑	27	4	8.0	Lithium Ion
Shark Rocket Pro IZ140	81	\$250	↓	↑	↑	↑	↓	↑	↑	↓	19	3	7.7	21.6 volt Lithium Ion
Shark Rocket Pet Pro IZ162H	80	\$300	↓	↑	↑	↑	↓	↑	↑	↑	21	3	7.4	21.6 volt Lithium Ion
Hoover ONEPWR Blade Max BH53350	80	\$350	↓	↓	↑	↑	↑	↑	↑	↑	26	4	5.6	20.0 volt Lithium Ion
Bissell Air Ram 1984	76	\$270	↓	↓	↑	↑	↑	↑	↑	↑	47	5	7.9	22 volt Lithium Ion
Bissell CleanView Pet Slim 29037	76	\$230	↓	↓	↑	↑	↓	↑	↑	↑	25	5	8.2	21 volt Lithium Ion

\*Consumer Reports does not currently recommend any cordless stick vacuums because of the generally high incidence of problems reported by our members. The problems can include batteries that diminish in power over time or die completely. Such problems are particularly acute by the fifth year of ownership.





VACUUMS

Brand + Model	Overall Score	Price	Survey Results		Test Results								Features		
			Predicted reliability	Owner satisfaction	Carpet	Bare floors	Navigation	Pet hair	Edges	Ease of use	Noise	Data privacy	Data security	Pattern	WiFi/Cellular connectivity
<b>ROBOTIC VACUUMS</b>															
✓ iRobot Roomba S9+	83	\$950	↑	↑	↑	↑	↑	↑	↑	↑	↑	↑	↑	Grid	•
✓ Eufy 11S	74	\$220	↑	↑	↓	↑	↑	↑	↑	↓	↑	NA	NA	Random	
✓ Samsung Jet Bot AI+ VR50T95735W	72	\$1,300	↓	↓	↑	↑	↑	↑	↑	↑	↑	↓	↑	Grid	•
✓ iRobot Roomba i3+ EVO	72	\$400	↑	↑	↓	↑	↑	↑	↑	↑	↑	↓	↑	Grid	•
✓ iRobot Roomba 960	71	\$600	↑	↑	↑	↑	↑	↓	↑	↓	↑	↓	↑	Grid	•
✓ iRobot Roomba j7+	71	\$850	↑	↑	↓	↑	↑	↑	↑	↑	↑	↓	↑	Grid	•
✓ iRobot Roomba i7+	71	\$950	↑	↑	↑	↑	↑	↓	↑	↑	↑	↓	↑	Grid	•
✓ Eufy RoboVac G30 Edge	71	\$370	↑	↑	↓	↑	↑	↓	↑	↓	↑	↓	↓	Grid	•
✓ Eufy RoboVac 11S Max	70	\$270	↑	↑	↓	↑	↑	↓	↑	↓	↑	NA	NA	Random	
✓ Eufy 30C	70	\$300	↑	↑	↓	↑	↑	↑	↓	↓	↑	↓	↓	Random	•
✓ iRobot Roomba e5	70	\$330	↑	↑	↑	↑	↑	↓	↑	↓	↑	↓	↑	Random	•
✓ Roborock S7+	70	\$950	-	-	↑	↑	↑	↑	↑	↓	↓	↓	↓	Grid	•
✓ Samsung POWERbot R7040	70	\$450	↓	↓	↑	↑	↑	↓	↑	↑	↑	↓	↑	Grid	•
✓ Samsung Jet Bot+ with Clean Station VR30T85513W	70	\$800	↓	↓	↑	↑	↑	↑	↑	↑	↑	↓	↑	Grid	•
✓ Eufy 35C	69	\$300	↑	↑	↓	↑	↑	↓	↑	↓	↑	↓	↓	Random	•
Eufy RoboVac 15C Max	67	\$280	↑	↑	↓	↑	↑	↓	↑	↓	↑	↓	↓	Random	•
LG CordZero ThinQ R975GM	67	\$1,000	-	-	↑	↑	↑	↑	↓	↑	↑	↓	↑	Grid	•
Roborock S7 MaxV Ultra	66	\$1,160	-	-	↑	↑	↑	↑	↓	↑	↓	↓	↓	Grid	•
Shark IQ RV1000 (Walmart)	66	\$400	↑	↓	↓	↑	↑	↑	↓	↑	↑	↓	↑	Grid	•
Samsung POWERbot R7070	65	\$700	↓	↓	↑	↑	↑	↓	↑	↓	↓	↓	↑	Grid	•
Samsung POWERbot R7065 VR2AM7065WS/AA	65	\$600	↓	↓	↑	↑	↓	↓	↑	↑	↑	↓	↑	Grid	•
Shark IQ RV1001AE	65	\$550	↑	↓	↓	↑	↑	↓	↓	↑	↑	↓	↑	Grid	•
Shark Ion 750 Connected	65	\$350	↑	↓	↓	↑	↑	↓	↓	↑	↑	↓	↑	Random	•
Samsung POWERbot R7260 Pet Plus	65	\$800	↓	↓	↑	↑	↑	↓	↑	↑	↓	↓	↑	Grid	•

> Digital and All Access members can find the latest, complete ratings at [CR.org/vacuums](https://www.crbuyingguide.com/vacuums).

**HOW WE TEST:** Overall Score combines test results with survey data for predicted reliability and owner satisfaction. Predicted reliability estimates the likelihood that newly purchased models from a given brand will develop problems or break within the first five years for non-robotic vacuums and the first three years for

robotic vacuums. Owner satisfaction reflects the proportion of CR members who are extremely likely to recommend the vacuum they bought. In cases where we have insufficient survey data, indicated by a gray dash (-), we give the model weighted category average reliability and satisfaction scores. In our cleaning tests for uprights and

canisters, we lift embedded talc and sand from medium-pile carpet and suck up sand from bare floors. For sticks and hand vacs, cereal, rice and sand are used for bare floor and carpet pickup tests. We use fine wood flour to see whether tools and attachments can maintain airflow and also to gauge emissions—how much dust the vacuum

spews back into the air. Noise is based on measurements in decibels. Handling reflects how easy it is to push, pull, and carry the vacuum. Pet hair reflects how well the vacuum picks up pet hair from medium-pile carpet. Price is approximate retail.



# Wall Ovens

Design flexibility is the chief attraction of a wall oven. If you're renovating, you can install one—or two—anywhere (in an island or in a cabinet), in a separate location from a standalone cooktop, and at any height. Most are electric, and that's what we test.



### What to Look For

- Controls that are easy to reach and read.
- A score of Very Good or Excellent for baking and oven capacity, because these tests get at the function of this appliance.
- Five or more oven rack positions for more flexibility in arranging racks and

accommodating bakeware.

- A covered heating element beneath the floor of the oven, which makes spill cleanup easier and faster.

### What to Skip

- Ignore claimed oven capacity, as some manufacturers include space below the lowest rack, where

you can't actually cook.

Look to our oven capacity ratings instead.

- Don't pay extra for features like WiFi or air fry if you won't use them.

### What You'll Pay

- Electric wall ovens start around \$1,300 and can cost upwards of \$3,000.

### BUYING ADVICE

Measure your cutout space, then check the manual of the wall oven you're considering for its cutout dimensions.

For more buying advice, go to [CR.org/wall-ovens](https://www.cr.org/wall-ovens).

Brand + Model	Overall Score	Price	Survey Results		Test Results				Features	
			Predicted reliability	Owner satisfaction	Baking	Broiling	Oven capacity	Self-cleaning	Width (in.)	Convection mode
<b>SINGLE ELECTRIC WALL OVENS</b>										
✓ Café CTS70DM2NS5	90	\$3,400	↑	↑	↑	↑	↑	↑	30	•
✓ Café Professional Series CTS90FP2NS1	87	\$4,515	↑	↑	↑	↑	↑	↑	30	•
✓ LG LWS3063ST	86	\$1,600	↑	↑	↑	↑	↑	↑	30	•
✓ LG Studio WSES4728F	86	\$2,995	↑	↑	↑	↑	↑	↑	30	•
✓ KitchenAid KOSE500ESS	83	\$2,940	↓	↓	↑	↑	↑	↓	30	•
✓ Wolf E Series Transitional SO3050TE	82	\$5,340	↑	↑	↑	↑	↑	↓	30	•
✓ Maytag MEW9530FZ	82	\$2,370	↑	↓	↑	↑	↑	↓	30	•
✓ Samsung NV51K7770SG	81	\$3,060	↓	↓	↑	↑	↑	↑	30	•
✓ Whirlpool WOS72EC0HS	81	\$2,400	↓	↓	↑	↑	↑	↓	30	•
✓ GE Profile PTS9000SNSS	81	\$3,255	↑	↓	↑	↑	↑	↑	30	•
GE JTS5000SNSS	80	\$2,000	↑	↓	↑	↑	↑	↓	30	•
LG Studio LWS307ST	80	\$2,480	↑	↑	↑	↑	↑	↑	30	•
Frigidaire GCWS3067AF	79	\$1,700	↑	↓	↑	↑	↑	↑	30	•
KitchenAid KOST100ESS	78	\$2,500	↓	↓	↑	↑	↑	↑	30	•



WALL OVENS

Brand + Model	Overall Score	Price	Survey Results		Test Results				Features	
			Predicted reliability	Owner satisfaction	Baking	Broiling	Oven capacity	Self-cleaning	Width (in.)	Convection mode
<b>SINGLE ELECTRIC WALL OVENS</b> <i>Continued</i>										
Thermador Masterpiece ME301WS	78	\$4,400	↓	↑	↑	↑	↑	↑	30	•
Jenn-Air Rise JJW2430IL	78	\$3,650	↓	↓	↑	↑	↑	↑	30	•
KitchenAid KOSE900HSS	78	\$3,420	↓	↓	↑	↑	↑	↓	30	•
Monogram Minimalist Collection ZTS90DSSNSS	77	\$4,015	↑	↑	↑	↓	↑	↑	30	•
Whirlpool WOS51ECOHS	77	\$1,845	↓	↓	↓	↑	↑	↑	30	•
Dacor Transitional DOB30P977SS	75	\$4,000	↓	↓	↑	↑	↑	↑	30	•
Electrolux ECWS3011AS	73	\$3,300	↓	↓	↑	↓	↑	↓	30	•
Sharp SWA3052DS	72	\$2,040	-	-	↑	↓	↑	↓	30	•
Miele H 6281 BP	71	\$3,500	↑	↑	↓	↓	↑	↑	30	•
Bosch Benchmark HBLP451RUC	71	\$3,550	↓	↑	↑	↓	↑	↑	30	•
Monogram Statement Collection ZTSX1FPSNSS	70	\$5,800	↑	↑	↑	↓	↑	↑	30	•
Samsung NV51T5511SS	70	\$1,750	↓	↓	↑	↑	↑	↑	30	•
Bosch 800 Series HBL8453UC	70	\$3,000	↓	↑	↑	↑	↑	↑	30	•
Thermador Masterpiece ME301YP	69	\$2,900	↓	↑	↑	↑	↑	↑	30	•
Dacor Professional HWO130PS	69	\$3,500	↓	↓	↓	↑	↑	↓	30	•
Frigidaire FCWS3027AS	69	\$1,400	↑	↓	↑	↓	↑	↑	30	•
Bosch 500 Series HBL5351UC	67	\$2,050	↓	↑	↑	↑	↑	↑	30	•

**DOUBLE ELECTRIC WALL OVENS**

✓ Café CTD70DM2NS5	90	\$4,450	↑	↑	↑	↑	↑	↑	30	•
✓ Café Professional Series CTD90FP2NS1	87	\$6,500	↑	↑	↑	↑	↑	↑	30	•
✓ LG LWD3063ST	86	\$2,900	↑	↑	↑	↑	↑	↑	30	•
✓ KitchenAid KODE500ESS	83	\$3,990	↓	↓	↑	↑	↑	↓	30	•
✓ Samsung NV51K7770DG	81	\$4,140	↓	↓	↑	↑	↑	↑	30	•
✓ GE Profile PTD9000SNSS	81	\$4,290	↑	↓	↑	↑	↑	↑	30	•

> Digital and All Access members can find the latest, complete ratings at [CR.org/wall-ovens](https://www.crisp.org/wall-ovens).

**HOW WE TEST:** Overall Score combines test results with survey data for predicted reliability and owner satisfaction. Predicted reliability estimates the likelihood that newly purchased models from a given brand will develop problems or break within

the first five years. Owner satisfaction reflects the proportion of CR members who are extremely likely to recommend the wall ovens they bought. In cases where we have insufficient survey data to provide a brand-level rating, indicated by a gray dash (-), we give the model

weighted category average reliability and satisfaction scores. Baking reflects whether cakes and cookies baked on two racks were evenly browned. Broiling is based on how hot and evenly the broiler heats. Oven capacity measures usable space. Self-cleaning gauges

the self-cleaning cycle's effectiveness. Price is approximate retail. The performance of double wall oven models is based on the tested oven in the single electric wall oven category.



# Washing Machines

Today's washers tend to boast larger capacities, so you can do more laundry at once. You'll also find specialty cycles for bedding, waterproof items, and more, and WiFi-enabled models that provide added perks, like notifications when a load is finished.



### What to Look For

- Capacity that matches your needs. Our tests found that washers with a claimed capacity over 4.5 cubic feet can fit a king-sized comforter.
- Higher spin speeds (mostly on front-loaders) extract more water, saving time and energy.
- Automatic dispensers that release detergent, bleach,

and fabric softener at the right time.

- An extra rinse cycle for those sensitive to detergent residue. The cycle also helps get rid of pet hair.

### What to Skip

- A steam cleaning option. Despite manufacturers claims, our tests found that

it did not improve a washer's cleaning ability

### What You'll Pay

- Capable washing machines start around \$600. A 24-inch-wide compact model might save space, but you'll spend \$800 to \$2,000 on a compact washer, and roughly the same on a compact dryer.

### BUYING ADVICE

If your laundry area is near bedrooms or living spaces, narrow your search to machines that score Very Good or Excellent in our noise and vibration tests.

For more buying advice, go to [CR.org/washers](https://www.cr.org/washers)

Brand + Model	Overall Score	Price	Survey Results		Test Results							Features		
			Predicted reliability	Owner satisfaction	Washing performance	Energy efficiency	Water efficiency	Claimed capacity (cu. ft.)	Gentleness	Noise	Vibration	Cycle time (min.)	Dimensions (HxWxD, in.)	
<b>FRONT LOADERS</b>														
LG WM3900HWA	87	\$1,105	↑	↑	↑	↑	↑	↑	↑	↓	↑	↑	85	39 x 27 x 31
LG WM8900HBA	86	\$1,250	↑	↑	↑	↑	↑	↑	↑	↑	↑	↑	105	41 x 29 x 33
LG WM3600HWA	86	\$950	↑	↑	↑	↑	↑	↑	↑	↑	↓	↑	100	39 x 27 x 31
LG Signature WM9500HKA	86	\$2,000	↑	↑	↑	↑	↑	↑	↑	↑	↑	↑	120	41 x 30 x 34
LG WM3997HWA	85	\$2,000	↑	↑	↑	↑	↑	↑	↑	↑	↑	↑	100	39 x 27 x 32
Speed Queen FF7005WN	84	\$1,950	↑	↑	↑	↑	↑	↑	↑	↓	↑	↑	75	41 x 27 x 31
LG WM8100HVA	83	\$1,250	↑	↑	↑	↑	↑	↑	↑	↑	↑	↑	95	41 x 29 x 32
LG WM4500HBA	83	\$1,350	↑	↑	↑	↑	↑	↑	↑	↓	↑	↑	105	39 x 27 x 33
LG WM9000HVA	83	\$1,900	↑	↑	↑	↑	↑	↑	↑	↑	↑	↑	105	41 x 29 x 35
Samsung WF50A8500AV	82	\$1,100	↑	↓	↑	↑	↑	↑	↑	↓	↑	↑	115	39 x 27 x 33
Electrolux EFLS627UTT	82	\$1,165	↑	↓	↑	↑	↑	↑	↑	↑	↑	↑	85	39 x 27 x 32
Samsung FlexWash WV60A9900AV	82	\$1,400	↑	↓	↑	↑	↑	↑	↑	↓	↑	↑	115	47 x 27 x 34
Maytag MHW6630HW	81	\$990	↓	↓	↑	↑	↑	↑	↑	↓	↑	↑	95	39 x 27 x 33





**WASHING MACHINES**

Brand + Model	Overall Score	Price	Survey Results		Test Results							Features	
			Predicted reliability	Owner satisfaction	Washing performance	Energy efficiency	Water efficiency	Claimed capacity (cu. ft.)	Gentleness	Noise	Vibration	Cycle time (min.)	Dimensions (HxWxD, in.)
<b>FRONT LOADERS</b> <i>Continued</i>													
✓ Samsung WF45R6300AW	🍃 81	\$985	⬆️	⬇️	⬆️	⬆️	⬆️	⬆️	⬆️	⬆️	⬆️	80	39 x 27 x 32
✓ Electrolux EFLS527UIW	🍃 81	\$1,040	⬆️	⬇️	⬆️	⬆️	⬆️	⬆️	⬆️	⬆️	⬆️	85	39 x 27 x 32
✓ Samsung FlexWash WV60M9900AV	81	\$1,400	⬆️	⬇️	⬆️	⬆️	⬆️	⬆️	⬆️	⬆️	⬆️	100	47 x 27 x 34
✓ Electrolux ELFW7637AT	🍃 81	\$1,180	⬆️	⬇️	⬆️	⬆️	⬆️	⬆️	⬆️	⬆️	⬆️	85	38 x 27 x 32
✓ Maytag MHW5630HW	81	\$900	⬆️	⬇️	⬆️	⬆️	⬆️	⬆️	⬆️	⬆️	⬆️	100	39 x 27 x 32
✓ Maytag MHW8630HC	81	\$1,305	⬆️	⬇️	⬆️	⬆️	⬆️	⬆️	⬆️	⬆️	⬆️	95	39 x 27 x 33
✓ Samsung WF50A8800AV	81	\$1,100	⬆️	⬇️	⬆️	⬆️	⬆️	⬆️	⬆️	⬆️	⬆️	105	39 x 27 x 34
Electrolux ELFW7537AW	🍃 80	\$1,035	⬆️	⬇️	⬆️	⬆️	⬆️	⬆️	⬆️	⬆️	⬆️	85	39 x 27 x 32
Samsung WF45B6300AW	80	\$930	⬆️	⬇️	⬆️	⬆️	⬆️	⬆️	⬆️	⬆️	⬆️	100	39 x 27 x 32
Samsung WF45T6000AW	79	\$710	⬆️	⬇️	⬆️	⬆️	⬆️	⬆️	⬆️	⬆️	⬆️	90	40 x 27 x 32
Samsung WF50A8600AE	79	\$980	⬆️	⬇️	⬆️	⬆️	⬆️	⬆️	⬆️	⬆️	⬆️	75	39 x 27 x 34
Samsung FlexWash WV55M9600AW	77	\$1,525	⬆️	⬇️	⬆️	⬆️	⬆️	⬆️	⬆️	⬆️	⬆️	95	47 x 27 x 34
Whirlpool WFW6620HW	77	\$1,005	⬆️	⬇️	⬆️	⬆️	⬆️	⬆️	⬆️	⬆️	⬆️	100	39 x 27 x 32
Whirlpool WFW9620HC	76	\$1,545	⬆️	⬇️	⬆️	⬆️	⬆️	⬆️	⬆️	⬆️	⬆️	100	39 x 27 x 34
Whirlpool WFW5605MW	🍃 76	\$780	⬆️	⬇️	⬆️	⬆️	⬆️	⬆️	⬆️	⬆️	⬆️	95	39 x 27 x 32
Electrolux EFLW427UIW	🍃 76	\$950	⬆️	⬇️	⬆️	⬆️	⬆️	⬆️	⬆️	⬆️	⬆️	90	39 x 27 x 32
Whirlpool WFW862CHC	76	\$1,510	⬆️	⬇️	⬆️	⬆️	⬆️	⬆️	⬆️	⬆️	⬆️	110	39 x 27 x 32
GE GFW650SSNWW	75	\$1,040	⬆️	⬇️	⬆️	⬆️	⬆️	⬆️	⬆️	⬆️	⬆️	100	40 x 28 x 33
GE GFW850SPNRS	75	\$1,215	⬆️	⬇️	⬆️	⬆️	⬆️	⬆️	⬆️	⬆️	⬆️	105	40 x 28 x 35
Electrolux ELFW7437AW	🍃 75	\$960	⬆️	⬇️	⬆️	⬆️	⬆️	⬆️	⬆️	⬆️	⬆️	65	39 x 27 x 32
GE Profile PFW950SPTDS	75	\$1,395	⬆️	⬇️	⬆️	⬆️	⬆️	⬆️	⬆️	⬆️	⬆️	95	40 x 28 x 35
Amana NFW5800HW	74	\$750	⬆️	⬇️	⬆️	⬆️	⬆️	⬆️	⬆️	⬆️	⬆️	110	39 x 27 x 32
Midea MLH52S7AGS	🍃 69	\$795	-	-	⬆️	⬆️	⬆️	⬆️	⬆️	⬆️	⬆️	70	40 x 27 x 35
Midea MLH45N1AWW	68	\$750	-	-	⬆️	⬆️	⬆️	⬆️	⬆️	⬆️	⬆️	105	40 x 27 x 35
<b>TOP LOAD HE WASHERS</b>													
✓ LG WT7150CW	🍃 85	\$850	⬆️	⬆️	⬆️	⬆️	⬆️	⬆️	⬆️	⬆️	⬆️	70	45 x 27 x 29
✓ LG WT7900HBA	🍃 83	\$1,185	⬆️	⬆️	⬆️	⬆️	⬆️	⬆️	⬆️	⬆️	⬆️	70	45 x 27 x 30
✓ LG WT7100CW	🍃 82	\$850	⬆️	⬆️	⬆️	⬆️	⬆️	⬆️	⬆️	⬆️	⬆️	75	45 x 27 x 30
✓ LG WT7400CV	79	\$900	⬆️	⬆️	⬆️	⬆️	⬆️	⬆️	⬆️	⬆️	⬆️	70	45 x 27 x 29
✓ LG WT7000CW	79	\$745	⬆️	⬆️	⬆️	⬆️	⬆️	⬆️	⬆️	⬆️	⬆️	80	45 x 27 x 29



**WASHING MACHINES**

Brand + Model	Overall Score	Price	Survey Results		Test Results							Features		
			Predicted reliability	Owner satisfaction	Washing performance	Energy efficiency	Water efficiency	Claimed capacity (cu. ft.)	Gentleness	Noise	Vibration	Cycle time (min.)	Dimensions (HxWxD, in.)	
<b>TOP LOAD HE WASHERS</b> <i>Continued</i>														
Samsung WA52A5500AW	72	\$750	↓	↓	↑	↑	↑	↑	↑	↓	↑	↑	90	45 x 28 x 29
Samsung WA55A7300AE	69	\$830	↓	↓	↑	↑	↑	↑	↑	↓	↓	↑	95	46 x 28 x 29
Samsung WA50R5400AW	68	\$550	↓	↓	↑	↑	↑	↑	↑	↓	↓	↑	65	45 x 28 x 29
GE Profile PTW900BPTRS	68	\$1,150	↓	↓	↑	↑	↓	↑	↑	↓	↓	↑	100	44 x 28 x 29
GE Profile PTW700BSTWS	66	\$940	↓	↓	↑	↑	↑	↑	↑	↓	↓	↑	100	44 x 28 x 29
Maytag MVW7232HW	66	\$900	↑	↓	↑	↑	↓	↑	↑	↓	↓	↑	55	44 x 27 x 28
LG WT7300CW	65	\$800	↑	↑	↑	↑	↓	↑	↑	↓	↓	↑	85	45 x 27 x 30
GE GTW840CSNWS	65	\$955	↓	↓	↑	↑	↑	↑	↑	↓	↓	↑	75	46 x 27 x 27
Insignia NS-TWM45W1	65	\$700	-	-	↑	↓	↓	↑	↑	↓	↓	↑	80	45 x 27 x 29
GE GTW500ASNWS	64	\$630	↓	↓	↑	↑	↑	↑	↑	↓	↓	↑	55	44 x 27 x 27
Whirlpool WTW8120HC	63	\$1,120	↓	↓	↑	↑	↓	↑	↑	↓	↓	↑	55	43 x 27 x 28
Kenmore 31652	63	\$1,000	↓	↓	↓	↑	↓	↑	↑	↓	↓	↑	55	44 x 27 x 28
GE Profile PTW600BSRWS	63	\$700	↓	↓	↑	↑	↓	↑	↑	↓	↓	↑	105	44 x 28 x 29
Whirlpool WTW7120HW	63	\$995	↓	↓	↓	↑	↓	↑	↑	↓	↓	↑	55	44 x 27 x 28
Whirlpool WTW8127LC	63	\$1,150	↓	↓	↓	↑	↓	↑	↑	↓	↓	↑	60	43 x 27 x 28
GE GTW720BSNWS	62	\$500	↓	↓	↑	↑	↓	↑	↑	↓	↓	↑	70	44 x 27 x 27
Whirlpool WTW5100HW	62	\$780	↓	↓	↑	↓	↓	↑	↑	↓	↑	↑	65	42 x 27 x 28
Midea MLV45N3BWW	61	\$660	-	-	↑	↓	↓	↑	↑	↓	↓	↑	85	46 x 27 x 29
Kenmore 31312	61	\$850	↓	↓	↑	↓	↓	↑	↑	↓	↑	↑	65	42 x 27 x 28
<b>TOP LOAD AGITATOR WASHERS</b>														
✓ LG WT7405CW	79	\$980	-	-	↑	↑	↑	↑	↑	↓	↑	↑	85	45 x 28 x 29
✓ LG WT7005CW	78	\$695	-	-	↑	↑	↑	↑	↑	↓	↑	↑	70	45 x 27 x 29
✓ LG WT7305CW	77	\$950	-	-	↑	↑	↑	↑	↑	↓	↓	↑	70	45 x 27 x 29
✓ Samsung WA51A5505AW	74	\$825	-	-	↑	↑	↑	↑	↑	↓	↓	↑	90	44 x 27 x 29
✓ GE Profile PTW705BSTWS	69	\$900	↓	↓	↑	↑	↓	↑	↑	↓	↓	↑	105	44 x 28 x 29
✓ Samsung WA49B5205AW	67	\$900	-	-	↑	↑	↑	↑	↑	↓	↑	↑	80	45 x 28 x 29
✓ Maytag MVW8230HC	66	\$1,095	↓	↓	↑	↑	↓	↑	↑	↓	↓	↑	55	44 x 27 x 28
GE GTW465ASNWW	65	\$660	↓	↓	↓	↑	↑	↑	↑	↓	↓	↑	35	44 x 27 x 27
GE Profile PTW605BSRWS	65	\$725	↓	↓	↑	↑	↓	↑	↑	↓	↓	↑	105	44 x 28 x 29
Midea MLV45N1BWW	64	\$700	-	-	↑	↑	↓	↑	↑	↓	↓	↑	85	46 x 27 x 29



WASHING MACHINES

Brand + Model	Overall Score	Price	Survey Results		Test Results							Features		
			Predicted reliability	Owner satisfaction	Washing performance	Energy efficiency	Water efficiency	Claimed capacity (cu. ft.)	Gentleness	Noise	Vibration	Cycle time (min.)	Dimensions (HxWxD, in.)	
<b>TOP LOAD AGITATOR WASHERS</b> <i>Continued</i>														
Maytag MVW7230HW	64	\$850	↓	↓	↓	↑	↓	↑	↑	↓	↑	55	44 x 27 x 28	
Maytag MVW6230HW	64	\$800	↓	↓	↑	↓	↓	↑	↓	↓	↑	65	42 x 27 x 28	
GE GTW725BSNWS	63	\$750	↓	↓	↑	↑	↓	↑	↓	↓	↑	60	44 x 27 x 27	
Maytag MVWC565FW	62	\$600	↓	↓	↓	↑	↑	↑	↓	↓	↑	55	43 x 27 x 28	
Whirlpool WTW8127LC	62	\$1,150	↓	↓	↓	↑	↓	↑	↓	↓	↑	60	43 x 27 x 28	
Kenmore 21652	62	\$1,000	↓	↓	↓	↑	↓	↑	↓	↓	↑	55	44 x 27 x 28	
Speed Queen TR7003WN	62	\$1,400	↑	↑	↑	↓	↓	↓	↓	↑	↑	70	43 x 24 x 28	
GE GTW845CPNDG	62	\$980	↓	↓	↑	↑	↑	↑	↓	↓	↑	60	46 x 27 x 27	
GE GTW335ASNWW	62	\$560	↓	↓	↓	↑	↑	↑	↓	↓	↑	45	44 x 27 x 27	
Kenmore 22352	62	\$710	↓	↓	↓	↓	↑	↑	↓	↓	↑	55	43 x 27 x 28	
Whirlpool WTW5105HW	61	\$780	↓	↓	↑	↓	↓	↑	↓	↓	↑	65	42 x 27 x 28	
<b>COMPACT WASHERS</b>														
✓ Miele WXI860WCS	84	\$2,000	↑	↑	↑	↑	↑	↑	↓	↑	↑	↓	100	33 x 24 x 25
✓ Miele WWH860WCS	84	\$2,000	↑	↑	↑	↑	↑	↑	↓	↑	↑	↓	105	34 x 24 x 25
✓ LG WM1455HWA	82	\$1,300	↑	↑	↑	↑	↑	↑	↓	↑	↑	↓	90	34 x 24 x 25
✓ Electrolux ELFW4222AW	82	\$1,045	↑	↑	↑	↑	↑	↑	↓	↑	↓	↑	65	34 x 24 x 26
✓ Samsung WW22K6800AW	80	\$830	↑	↓	↑	↑	↑	↑	↓	↑	↑	↓	100	34 x 24 x 27
Bosch 800 Series WAW285H2UC	75	\$1,600	↓	↓	↑	↑	↑	↑	↓	↑	↑	↑	65	34 x 24 x 25
Haier QFW150SSNWW	75	\$1,065	-	-	↑	↑	↑	↑	↓	↑	↑	↓	100	34 x 26 x 26
GE GFW148SSMWW	73	\$900	↓	↓	↑	↑	↑	↑	↓	↑	↑	↓	95	34 x 24 x 26
Fisher & Paykel WH2424P1	71	\$1,020	-	-	↑	↑	↑	↑	↓	↑	↓	↓	75	34 x 24 x 26
LG WM1388HW	65	\$935	↑	↑	↓	↑	↑	↑	↓	↑	↓	↓	75	34 x 24 x 27
Asko W4114CW	62	\$2,000	↓	↓	↑	↑	↑	↑	↓	↓	↓	↓	85	33 x 24 x 28

> Digital and All Access members can find the latest, complete ratings at [CR.org/washers](https://CR.org/washers).

**HOW WE TEST:** Overall Score combines test results with survey data for predicted reliability and owner satisfaction. Predicted reliability estimates the likelihood that newly purchased models from a given brand will develop problems or break within the first five years. Findings are based on CR's 2020, 2021, and 2022 Fall Quarterly Surveys. Owner satisfaction

reflects the proportion of CR members who are extremely likely to recommend the washing machine they bought. In cases where we have insufficient survey data to provide a brand-level rating, indicated by a gray dash (-), the model receives the weighted category average scores. Washing performance reflects the degree of stain removal from fabric using the most aggressive

normal cycle. Energy efficiency is based on the energy needed to heat the water using a warm wash and cold rinse, to run the washer, and to dry the remaining moisture left at the end of a cycle. Water efficiency is based on total water used when washing an 8-pound load (6-pound for compacts). Models that earn lower scores for Gentleness are more likely to treat your clothes roughly,

causing wear and tear. Noise reflects panelists' judgments during the fill, wash, drain, and spin cycles. Vibration reflects usage on a suspended wooden floor. Price is approximate retail. Eco-friendly Green Choice washers are marked by a green leaf icon that signifies they are reliable, energy and water efficient, gentler on clothes, and carry less weight and volume.



# Washer-Dryer Pairs

Here are our picks for our 12 top-performing matching washer-dryer pairs, across all the categories we test. See our ratings for washing machines (page 60) and clothes dryers (page 9) for more options, or visit [CR.org/washer-dryer-pairs](https://www.crguide.org/washer-dryer-pairs) for our full ratings.

## FRONT LOADERS



**LG**  
 ✓ WM4000HWA Washer  
 ✓ LG DLEX4000W Dryer  
 Price for pair: \$1,900  
**88**



**LG**  
 ✓ WM3600HWA Washer  
 DLE3600W Dryer  
 Price for pair: \$1,900  
**86**



**LG**  
 ✓ WM4200HWA Washer  
 ✓ DLEX4200W Dryer  
 Price for pair: \$2,300  
**85**



**LG SIGNATURE**  
 ✓ WM9500HKA Washer  
 DLEX9500K Dryer  
 Price for pair: \$4,000  
**85**

## HIGH-EFFICIENCY (HE) TOP LOADERS



**LG**  
 ✓ WT7900HBA Washer  
 ✓ DLEX7900BE Dryer  
 Price for pair: \$2,535  
**84**



**LG**  
 ✓ WT7100CW Washer  
 ✓ DLE7100W Dryer  
 Price for pair: \$1,700  
**84**



**LG**  
 ✓ WT7000CW Washer  
 ✓ DLE7000W Dryer  
 Price for pair: \$1,495  
**82**



**LG**  
 ✓ WT7150CW Washer  
 ✓ DLE7150W Dryer  
 Price for pair: \$1,975  
**80**

## AGITATOR TOP LOADERS



**LG**  
 ✓ WT7305CW Washer  
 ✓ DLE7300WE Dryer  
 Price for pair: \$2,000  
**81**



**LG**  
 ✓ WT7405CW Washer  
 ✓ DLE7400WE Dryer  
 Price for pair: \$1,980  
**81**




**GE Profile**  
 ✓ PTW705BSTWS Washer  
 ✓ PTD70EBSTWS Dryer  
 Price for pair: \$1,845  
**70**



**Miele**  
 ✓ WXI860WCS Washer  
 ✓ TXI680WP Dryer  
 Price for pair: \$3,600  
**83**





# TECH





# Computers, Desktop

Desktops typically offer more performance for the money than laptops. They can also be upgraded more easily than laptops, letting you increase power or add features down the line.



### What to Look For

- For less clutter and a sleeker design, all-in-one desktops hide the computer hardware in a smaller package. They may cost more than buying a tower or compact desktop and separate monitor, however.
- A solid-state drive (which is faster than a traditional

hard disk drive; the new M.2 drives are the fastest type of SSD) will give you shorter load times and quick access to applications and other data.

- Some include an additional hard disk drive of 1TB or more for extra storage space.

### What to Skip

- Upgrading beyond 16GB of

memory, unless you're a big multitasker and use multiple programs at once or a video editor.

### What You'll Pay

- You can get a very good all-in-one for \$500 to \$900, but many fuller-featured models cost more than \$1,000.

### BUYING ADVICE


If you're deciding between several brands, consider the manufacturer's owner satisfaction and reliability ratings.

For more buying advice, go to [CR.org/computers](https://CR.org/computers).

Brand + Model	Overall Score	Price	Survey Results		Test Results					Features				
			Predicted reliability	Owner satisfaction	Performance	Versatility	Ergonomics	Display	Touch screen	OS	Suitable for gaming	Wireless mouse	Wireless keyboard	Memory-card reader

#### FULL-SIZE DESKTOPS

✓ Dell XPS 8950-7129BLK	83	\$2,000	↓	↑	↑	↑	↑	NA	Windows 11 Home	•			•	
✓ HP Envy TE01-1254	82	\$950	↓	↓	↑	↑	↑	NA	Windows 11 Home		•	•	•	
✓ Lenovo Ideacentre 5	81	\$1,100	↓	↓	↑	↑	↑	NA	Windows 11 Home	•				
✓ HP Envy TE01-1134	79	\$870	↓	↓	↑	↑	↑	NA	Windows 10 Home		•	•	•	
✓ Dell XPS 8950-7518BLK	78	\$1,400	↓	↑	↑	↑	↑	NA	Windows 11 Pro				•	
✓ HP Envy TE01-3254	78	\$970	↓	↓	↑	↑	↑	NA	Windows 11 Home			•	•	
✓ Dell XPS Tower	77	\$1,000	↓	↑	↑	↑	↑	NA	Windows 11 Pro				•	
✓ HP Envy TE01-1114	77	\$700	↓	↓	↑	↑	↑	NA	Windows 10 Home		•	•	•	
✓ Dell Inspiron i3910	77	\$930	↓	↑	↑	↑	↑	NA	Windows 11 Home				•	
✓ Dell Inspiron 3910-5870BLU	74	\$700	↓	↑	↑	↑	↑	NA	Windows 11 Home				•	

 **COMPUTERS, DESKTOP**

Brand + Model	Overall Score	Price	Survey Results		Test Results					Features				
			Predicted reliability	Owner satisfaction	Performance	Versatility	Ergonomics	Display	Touch screen	OS	Suitable for gaming	Wireless mouse	Wireless keyboard	Memory-card reader

**COMPACT DESKTOPS**

✓ <b>Apple Mac Studio</b>	75	\$2,000	↑	↑	↑	↓	↓	NA	macOS Monterey 12.3					
✓ <b>Acer Aspire XC-1660G-UW93</b>	73	\$550	↓	↓	↑	↑	↑	NA	Windows 10 Home					
✓ <b>Apple Mac Mini M1 Chip</b>	69	\$700	↑	↑	↑	↓	↓	NA	macOS Big Sur 11.0					

**ALL-IN-ONE DESKTOPS**

✓ <b>Lenovo Yoga AIO 7 27ACH6</b>	85	\$1,890	↓	↓	↑	↑	↑	↑	•	Windows 11 Home	•	•	•	
✓ <b>Apple 27-inch iMac (Core i7, 2020)</b>	84	\$2,300	↑	↑	↑	↓	↑	↑		macOS Catalina 10.15	•	•	•	
✓ <b>HP Pavilion 31.5</b>	82	\$1,660	↓	↓	↑	↑	↑	↑		Windows 11 Home		•	•	•
✓ <b>Dell Inspiron i7710</b>	81	\$1,400	↓	↑	↑	↑	↑	↑	•	Windows 11 Home		•	•	•
✓ <b>Apple 27-inch iMac (256GB, Core i5, 2020)</b>	80	\$1,800	↑	↑	↑	↓	↑	↑		macOS Catalina 10.15		•	•	•
✓ <b>HP Pavilion 27-d0044</b>	78	\$1,400	↓	↓	↑	↑	↑	↑	•	Windows 10 Home		•	•	•
✓ <b>Dell Inspiron 7700-7740SLV</b>	77	\$1,500	↓	↑	↑	↑	↑	↑	•	Windows 10 Home		•	•	•
✓ <b>Apple 24-inch iMac (M1 Chip)</b>	77	\$1,300	↑	↑	↑	↓	↑	↑		macOS Big Sur 11.4		•	•	
✓ <b>Dell Inspiron 5415-A655BLK</b>	77	\$700	↓	↑	↑	↑	↑	↑	•	Windows 11 Home		•	•	•
✓ <b>Lenovo ideacentre 3i 22</b>	75	\$530	↓	↓	↑	↓	↑	↑		Windows 11 Home		•	•	

> Digital and All Access members can find the latest, complete ratings at [CR.org/computers](https://www.crisp.com/computers).

**HOW WE TEST:** Overall Score combines test results with survey data for predicted reliability and owner satisfaction. Predicted reliability is based on estimated problem rates for newly purchased desktop computers, adjusted for service contract status

and usage per week, within the first three years of ownership. Owner satisfaction scores are based on the proportion of members who are extremely likely to recommend their desktop computer brand to their friends and family. Performance reflects speed

while running productivity applications, multimedia applications, and 3D games. Versatility includes hardware, such as memory-card slots and A/V connections; software, such as security programs; and tech support and warranty provisions. Ergonomics represents the

quality of the keyboard and pointing device, and accessibility of features. For all-in-ones, display covers display size, clarity, color, contrast, brightness, and glare. Price is approximate retail.





# Computers, Laptop

Some laptops offer features and capabilities that rival those of traditional desktops. You'll find more thin-and-light laptops than ever, and touch screens and solid-state drives are becoming more common.



## What to Look For

- A convertible or detachable model if you want a laptop/tablet combo.
- A 10- to 13-inch model if you plan to carry the laptop around with you frequently.
- A 14- to 16-inch screen for a larger area to view photos or videos and a more comfortable keyboard fit.

■ A 17- to 18-inch model for an entertainment-oriented desktop replacement.

## What to Skip

- A 4K display, unless you regularly edit hi-res photos or videos. These displays pack four times as many pixels as a 1080p display but typically at the cost of battery life.

## What You'll Pay

■ Larger laptops are generally more expensive than their smaller counterparts, so if price is your overriding concern it pays to shop small. A well-equipped 12- to 13-inch laptop costs right around \$1,000. Step up to 15 inches and you'll be paying closer to \$1,500.

## BUYING ADVICE

If you want to customize a laptop model, order à la carte from the manufacturer's website.

For more buying advice, go to [CR.org/laptops](https://CR.org/laptops).

Brand + Model	Overall Score	Price	Survey Results		Test Results					Features							
			Predicted reliability	Owner satisfaction	Portability	Performance	Display	Ergonomics	Versatility	Battery life - web (hr.)	Battery life - video (hr.)	Weight (lb.)	Touch screen	2-in-1	Display size (in.)	Processor brand	Processor model name
<b>17- TO 18-INCH LAPTOPS</b>																	
✓ LG Gram 17 (2022)	90	\$1,600	↑	↑	↑	↑	↑	↑	↑	16.5	13.75	2.90	—	17	Intel	Core i7-1260P 26GHz	
✓ LG Gram 17 (2021)	89	\$1,800	↑	↑	↑	↑	↑	↑	↑	18.00	9.75	2.90	—	17	Intel	Core i7-1165G7 2.8GHz	
✓ LG Gram 17 (2020)	83	\$1,350	↑	↑	↑	↓	↑	↑	↑	16.75	8.00	3.00	—	17	Intel	Core i7-1065G7 1.3GHz	
✓ MSI GE75 Raider	75	\$1,350	↑	↑	↓	↑	↑	↑	↑	5.00	3.50	5.80	—	17.3	Intel	Core i7-10750H 2.6GHz	
✓ MSI Crosshair 17 A11UDK-643	75	\$1,200	↑	↑	↓	↑	↑	↑	↑	2.75	3.75	5.90	—	17.3	Intel	Core i7-11800H 2.3GHz	
✓ MSI Katana GF76	75	\$1,500	↑	↑	↓	↑	↑	↑	↑	6.25	3.75	5.90	—	17.3	Intel	Core i7-11800H 2.3GHz	
✓ Dell Inspiron i7706-7821SLV	71	\$1,080	↓	↓	↑	↑	↑	↑	↑	13.25	8.75	5.00	●	C	17	Intel	Core i7-1165G7 2.8GHz
<b>15- TO 16-INCH LAPTOPS</b>																	
✓ LG Gram 16 (Core i7)	91	\$1,450	↑	↑	↑	↑	↑	↑	↑	18.5	9.25	3.20	●	C	16	Intel	Core i7-1165G7 2.8GHz
✓ LG Gram 16 (2022)	91	\$1,500	↑	↑	↑	↑	↑	↑	↑	18.00	12.50	3.20	●	C	16	Intel	Core i7-1260P 2.1GHz
✓ LG Gram 15 (2022)	88	\$1,400	↑	↑	↑	↑	↑	↑	↑	17.75	11.50	2.50	●	—	15.6	Intel	Core i7-1260P 2.1GHz



**COMPUTERS, LAPTOP**

Brand + Model	Overall Score	Price	Survey Results		Test Results					Features							
			Predicted reliability	Owner satisfaction	Portability	Performance	Display	Ergonomics	Versatility	Battery life - web (hr.)	Battery life - video (hr.)	Weight (lb.)	Touch screen	2-in-1	Display size (in.)	Processor brand	Processor model name
<b>15- TO 16-INCH LAPTOPS</b> <i>Continued</i>																	
✓ LG Gram 15 (2021)	88	\$1,900	↑	↑	↑	↑	↑	↑	↑	17.75	9.75	2.50	●	—	15.6	Intel	Core i7-1165G7 2.8GHz
✓ LG UltraPC 15	85	\$1,450	↑	↑	↑	↑	↑	↑	↑	15.50	9.00	4.00	●	—	15.6	Intel	Core i7-1165G7 2.8GHz
✓ Apple MacBook Pro 16	84	\$2,500	↑	↑	↑	↑	↑	↑	↑	14.25	13.75	4.70	●	—	16.2	Apple	M1 Pro (10 core) 3.22GHz
✓ Samsung Galaxy Book Pro 360	84	\$1,500	↑	↓	↑	↑	↑	↑	↑	16.25	1.002	3.00	●	C	15.6	Intel	Core i7-1165G7 2.8GHz
✓ Samsung Galaxy Book2 Pro (Intel ARC-Core i7)	83	\$1,600	↑	↓	↑	↑	↑	↑	↑	15.50	12.00	2.60	●	—	15.6	Intel	Core i7-1260P 2.1GHz
✓ Apple MacBook Pro 16-inch (2019)	83	\$2,040	↑	↑	↑	↑	↑	↑	↑	15.75	9.00	4.30	●	—	16	Intel	Core i7-9750H 2.6GHz
✓ LG Gram 16 (2021)	82	\$1,000	↑	↑	↑	↑	↑	↑	↑	19.75	10.75	2.60	●	—	16	Intel	Core i5-1135G7 2.4GHz
✓ Samsung Galaxy Book2 Pro 360 (15" - Core i7)	81	\$1,600	↑	↓	↑	↑	↑	↑	↑	15.00	12.00	3.10	●	C	15.6	Intel	Core i7-1260P 2.1GHz
✓ Samsung Galaxy Book Pro (15-inch, i5)	78	\$950	↑	↓	↑	↑	↑	↑	↑	15.75	11.75	2.30	●	—	15.6	Intel	Core i5-1135G7 2.4GHz
✓ MSI Modern 15 A11SB-059	78	\$1,400	↑	↑	↑	↑	↑	↑	↑	10.50	6.25	3.50	●	—	15.6	Intel	Core i7-1165G7 2.8GHz
✓ Acer Predator Triton 500 SE PT516-51s-71Q2	78	\$2,400	↓	↓	↑	↑	↑	↑	↑	10.25	6.25	5.20	●	—	16	Intel	Core i7-11800H 2.3GHz
✓ Dell Inspiron 16	78	\$1,400	↓	↓	↑	↑	↑	↑	↑	17.00	8.00	4.70	●	—	16	Intel	Core i7-11800H 2.3GHz
✓ HP Victus 16	78	\$1,520	↓	↓	↑	↑	↑	↑	↑	8.50	8.00	5.40	●	—	16.1	Intel	Core i7-12700H 2.3GHz
✓ Lenovo Yoga 7i 16	78	\$1,200	↓	↓	↑	↑	↑	↑	↑	16.75	13.00	4.40	●	C	16	Intel	Core i7-1260P 2.1GHz
✓ MSI Sword 15	76	\$1,350	↑	↑	↓	↑	↑	↑	↑	5.75	4.25	5.10	●	—	15.6	Intel	Core i7-12650H 2.7GHz
✓ Microsoft Surface Laptop 4 (Core i7)	76	\$1,600	↓	↑	↑	↑	↑	↑	↑	14.00	7.50	3.50	●	—	15	Intel	Core i7-1185G7 3GHz
✓ HP Omen 15-EN0013DX	75	\$1,180	↓	↓	↓	↑	↑	↑	↑	9.75	5.25	4.70	●	—	15.6	AMD	Ryzen 7 4800H 2.9GHz
✓ Asus ROG Strix G513QM-WS96	75	\$1,300	↓	↓	↑	↑	↑	↑	↑	12.75	8.25	5.10	●	—	15.6	AMD	Ryzen 9 5900A 3.3GHz
✓ Dell XPS 15 (2021)	74	\$1,860	↓	↓	↑	↑	↑	↑	↑	18.25	8.25	4.20	●	—	15.6	Intel	Core i7-11800H 2.3GHz
✓ MSI Vector GP66 12UGS-419	74	\$2,300	↑	↑	↓	↑	↑	↑	↑	4.00	3.00	5.20	●	—	15.6	Intel	Core i7-12700H 2.7GHz
✓ Acer Aspire Vero AV15-51-7617	73	\$750	↓	↓	↑	↑	↑	↑	↑	10.25	8.50	3.90	●	—	15.6	Intel	Core i7-1195G7 2.9GHz
✓ Lenovo IdeaPad 5 15IAL7	73	\$800	↓	↓	↑	↑	↑	↑	↑	14.25	11.00	3.70	●	—	15.6	Intel	Core i7-1255U 1.7GHz
✓ MSI Pulse GL66	73	\$950	↑	↑	↓	↑	↑	↑	↑	7.25	4.00	4.90	●	—	15.6	Intel	Core i5-11400H 2.7GHz
✓ Lenovo IdeaPad Gaming 3 15ACH6	73	\$770	↓	↓	↑	↑	↑	↑	↑	8.75	7.00	4.50	●	—	15.6	AMD	Ryzen 5 5600H 3.3GHz
✓ HP Envy 15-EU1073CL x360	73	\$950	↓	↓	↑	↑	↓	↑	↑	11.00	6.75	4.00	●	C	15.6	AMD	Ryzen 7 5825U 2GHz
✓ Lenovo Legion 5 15IMH05H	72	\$1,100	↓	↓	↓	↑	↑	↑	↑	9.00	6.25	5.20	●	—	15.6	Intel	Core i7-10750H 2.6GHz
✓ Samsung Galaxy Book 15	72	\$1,000	↑	↓	↑	↑	↓	↑	↑	12.75	7.50	3.50	●	—	15.6	Intel	Core i7-1165G7 2.8GHz
✓ Lenovo IdeaPad 5 15ITL05	72	\$550	↓	↓	↑	↑	↑	↑	↑	14.50	8.75	3.60	●	—	15.6	Intel	Core i5-1135G7 2.4GHz



**COMPUTERS, LAPTOP**

Brand + Model	Overall Score	Price	Survey Results		Test Results					Features						
			Predicted reliability	Owner satisfaction	Portability	Performance	Display	Ergonomics	Versatility	Battery life - web (hr.)	Battery life - video (hr.)	Weight (lb.)	Touch screen	2-in-1	Display size (in.)	Processor brand

**15- TO 16-INCH LAPTOPS** *Continued*

✓ <b>Lenovo</b> IdeaPad Gaming 3 15	72	\$990	↓	↓	↓	↑	↑	↑	↑	7.50	4.75	4.50	—	15.6	AMD	Ryzen 7 5800H 3.2GHz
✓ <b>HP</b> Pavilion Gaming 16-A0032DX	71	\$980	↓	↓	↓	↑	↑	↑	↑	7.25	4.50	4.90	—	16.1	Intel	Core i5-1030H 2.5GHz
✓ <b>Microsoft</b> Surface Laptop 4	71	\$1,100	↓	↑	↑	↑	↑	↑	↑	12.25	6.50	3.50	●	15	AMD	Ryzen 7 4980U 2GHz

**14-INCH LAPTOPS**

✓ <b>MSI</b> SUME1412017	82	\$1,300	↑	↑	↑	↑	↑	↑	↑	15.25	10.50	3.50	●	C	14	Intel	Core i5-1240P 2.1GHz
✓ <b>Apple</b> MacBook Pro 14 (10 Core)	81	\$2,500	↑	↑	↑	↑	↑	↑	↑	12.5	11.75	3.50	—	14.2	Apple	M1 Pro (10 core) 3.22GHz	
✓ <b>LG</b> Gram 14 (2021)	81	\$1,050	↑	↑	↑	↑	↑	↑	↑	26.75	10.75	2.20	—	14	Intel	Core i5-1135G7 2.4GHz	
✓ <b>MSI</b> Prestige 14 Evo A12M-013	80	\$1,100	↑	↑	↑	↑	↑	↑	↑	14.00	8.00	2.70	—	14	Intel	Core i5-1240P 2.1GHz	
✓ <b>Apple</b> MacBook Pro 14 (8 Core)	80	\$2,000	↑	↑	↑	↑	↑	↑	↑	14.00	12.25	3.50	—	14.2	Apple	M1 Pro (8 core) 3.22GHz	
✓ <b>LG</b> Gram 14 (2020)	78	\$860	↑	↑	↑	↓	↑	↑	↑	19.50	9.00	2.20	—	14	Intel	Core i5-1035G7 1.2GHz	
✓ <b>Lenovo</b> Yoga 9i 14	76	\$1,500	↓	↓	↑	↑	↑	↑	↑	12.00	11.00	3.20	●	C	14	Intel	Core i7-1260P 2.1GHz
✓ <b>Acer</b> Swift 3 SF314-512-52MZ	76	\$850	↓	↓	↑	↑	↑	↑	↑	23.25	13.25	2.80	—	14	Intel	Core i5-1240P 1.7GHz	
✓ <b>MSI</b> Prestige 14 A12SC-007	75	\$1,300	↑	↑	↓	↑	↑	↑	↑	9.75	6.25	2.80	—	14	Intel	Core i7-1260P 2.5GHz	
✓ <b>Microsoft</b> Surface Laptop Studio (Core i7)	74	\$2,000	↓	↑	↑	↑	↑	↑	↑	18.50	9.00	4.00	●	C	14.4	Intel	Core i7-11370H 3.3GHz
✓ <b>Acer</b> Swift 3 SF314-511-75UX	73	\$900	↓	↓	↑	↑	↑	↑	↑	27.25	11.25	2.70	—	14	Intel	Core i7-1165G7 2.8GHz	
✓ <b>Acer</b> Predator Triton 300 SE PT314-52s-747P	72	\$1,600	↓	↓	↑	↑	↑	↑	↑	12.00	9.00	3.80	—	14	Intel	Core i7-12700H 2.3GHz	
✓ <b>Acer</b> Swift 3 SF314-511-593F	72	\$750	↓	↓	↑	↑	↑	↑	↑	25.50	9.75	2.70	—	14	Intel	Core i5-1135G7 2.4GHz	
✓ <b>Lenovo</b> Yoga 7 14ITL5	72	\$1,250	↓	↓	↑	↑	↑	↑	↑	12.00	7.25	3.20	●	C	14	Intel	Core i7-1165G7 2.8GHz
✓ <b>Lenovo</b> Yoga 9i	71	\$1,850	↓	↓	↑	↑	↑	↑	↑	12.25	10.00	3.20	●	C	14	Intel	Core i7-1195G7 2.9GHz
✓ <b>Lenovo</b> IdeaPad 5 Pro 14ACN6	71	\$900	↓	↓	↑	↑	↑	↑	↑	13.75	7.25	3.30	●	—	14	AMD	Ryzen 5 5600U 2.3GHz
✓ <b>Asus</b> ZenBook UX5400EG-UB76T	71	\$1,550	↓	↓	↓	↑	↑	↑	↑	8.00	6.00	3.10	●	—	14	Intel	Core i7-1165G7 2.8GHz
✓ <b>Microsoft</b> Surface Laptop Studio (Core i5)	71	\$1,480	↓	↑	↑	↑	↑	↑	↑	19.00	8.50	3.80	●	C	14.4	Intel	Core i5-11300H 3.1GHz

**12- TO 13-INCH LAPTOPS**

✓ <b>Samsung</b> Galaxy Book Pro 360 (13-inch)	81	\$1,400	↑	↓	↑	↑	↑	↑	↑	20.25	11.75	2.30	●	C	13.3	Intel	Core i7-1165G7 2.8GHz
✓ <b>Samsung</b> Galaxy Book2 360	80	\$1,150	↑	↓	↑	↑	↑	↑	↑	17.25	7.75	2.50	●	C	13.3	Intel	Core i7-1255U 1.7GHz
✓ <b>Samsung</b> Galaxy Book2 Pro (Core i5)	80	\$1,100	↑	↓	↑	↑	↑	↑	↑	20.00	8.25	2.00	—	13.3	Intel	Core i5-1240P 1.7GHz	
✓ <b>Samsung</b> Galaxy Book2 Pro 360 (Core i7)	79	\$1,400	↑	↓	↑	↑	↑	↑	↑	18.75	8.50	2.30	●	C	13.3	Intel	Core i7-1260P 2.5GHz



COMPUTERS, LAPTOP

Brand + Model	Overall Score	Price	Survey Results		Test Results					Features							
			Predicted reliability	Owner satisfaction	Portability	Performance	Display	Ergonomics	Versatility	Battery life - web [hr.]	Battery life - video [hr.]	Weight (lb.)	Touch screen	2-in-1	Display size (in.)	Processor brand	Processor model name
<b>12- TO 13-INCH LAPTOPS</b> <i>Continued</i>																	
✓ Apple MacBook Air 13-inch (2020, M1)	79	\$1,000	↑	↑	↑	↑	↑	↑	↓	12.50	10.75	2.80	—	13.3	Apple	Processor M1 3.2GHz	
✓ Apple MacBook Pro 13-inch (2022, M2, 256GB)	78	\$1,300	↑	↑	↑	↑	↑	↑	↓	16.00	13.50	3.00	—	13.3	Apple	M2 3.5GHz	
✓ Apple MacBook Pro 13-inch (2022, M2, 512 GB)	78	\$1,500	↑	↑	↑	↑	↑	↑	↓	15.75	14.00	3.10	—	13.3	Apple	M2 3.5GHz	
✓ Apple MacBook Pro 13-inch (2020, M1)	78	\$1,300	↑	↑	↑	↑	↑	↑	↓	17.50	15.00	3.00	—	13.3	Apple	Processor M1 3.2GHz	
✓ Samsung Galaxy Book Flex2 Alpha	78	\$900	↑	↓	↑	↑	↑	↑	↑	14.00	8.75	2.50	●	C	13.3	Intel	Core i7-1165G7 2.8GHz
✓ Microsoft Surface Laptop 4 (Core i5)	74	\$1,300	↓	↑	↑	↑	↑	↑	↑	16.75	8.25	2.80	●	—	13.5	Intel	Core i5-1135G7 2.4GHz
✓ MSI Summit E13 Flip Evo	74	\$1,300	↑	↑	↓	↑	↑	↑	↑	11.75	6.75	2.90	●	C	13.4	Intel	Core i5-1240P 2.1GHz
✓ Lenovo Yoga 6 13	73	\$990	↓	↓	↑	↑	↑	↑	↑	17.50	11.50	2.90	●	C	13.3	AMD	Ryzen 7 5700U 1.8GHz
✓ Apple MacBook Air 13-inch (2020)	72	\$950	↑	↑	↑	↓	↑	↑	↓	12.75	7.00	2.80	—	13.3	Intel	Core i3-1000NG4 1.1GHz	
✓ Dell XPS 13 (2021)	72	\$1,600	↓	↓	↑	↑	↑	↑	↑	17.25	9.00	2.80	●	—	13.4	Intel	Core i7-1165G7 2.8GHz
✓ Asus ZenBook Flip UX363EA-IH74T	72	\$1,150	↓	↓	↑	↑	↑	↑	↑	15.50	11.00	2.70	●	C	13.3	Intel	Core i7-1165G7 2.8GHz
✓ Apple MacBook Pro 13-inch with Touch Bar (2020)	71	\$1,800	↑	↑	↓	↓	↑	↑	↑	12.25	6.75	3.10	—	13.3	Intel	Core i5-1038NG7 2GHz	
✓ Microsoft Surface Laptop 3 (13-inch)	71	\$920	↓	↑	↑	↑	↑	↑	↑	13.50	7.00	2.80	●	—	13.5	Intel	Core i5-1035G7 1.2GHz
<b>10- TO 11-INCH LAPTOPS</b>																	
✓ Microsoft Surface Go 3 (Pentium)	56	\$500	↓	↑	↑	↓	↑	↓	↑	13.75	6.75	1.70	●	D	10.5	Intel	Pentium Gold 6500Y 1.1GHz
✓ Microsoft Surface Go 3 (Core i3)	56	\$730	↓	↑	↑	↓	↑	↓	↑	14.00	6.25	1.70	●	D	10.5	Intel	Core i3-10100Y 1.3GHz

> Digital and All Access members can find the latest, complete ratings at [CR.org/laptops](https://www.crbuyingguide.com/laptops).

**HOW WE TEST:** Overall Score combines test results with survey data for predicted reliability and owner satisfaction. Predicted reliability estimates the likelihood that newly purchased models from a given brand will develop problems or break within the first 3 years. Owner satisfaction reflects the proportion of CR members who are extremely likely to recommend the laptop they bought. Ergonomics represents the quality of the keyboard

and pointing device, and accessibility of features. Portability is based on battery life under a mix of light and heavy tasks, size, and weight, including the keyboard dock for detachable laptops. Performance is based on performance while running productivity applications, multimedia applications, web browsing, and 3D games. Versatility includes hardware such as memory-card slots and AV connections, software such as security programs, and tech

support and warranty provisions. Display covers display size, clarity, color, brightness, and glare. Battery life - web [hr.] is the time it takes to deplete a fully charged battery while the laptop loads a sequence of web pages over WiFi. Bluetooth and 3G/4G are disabled and the screen is set to a specific brightness that's usable indoors or outdoors. Battery life - video [hr.] is the time it takes to deplete a fully charged battery while the laptop

loops a 4K video. Bluetooth and 3G/4G are disabled and the screen is set to a specific brightness that is usable indoors or outdoors. Weight (lb.) of the laptop as you would carry it around, including the battery but without the power adapter or a removable CD/DVD drive. Detachable laptops include the weight of the keyboard. Price is approximate retail.



# Digital Cameras

You'll find that today's models offer more capabilities than ever, including wireless connectivity. Advanced point-and-shoot models can take high-quality pictures, but for maximum versatility consider an SLR or mirrorless model with interchangeable lenses.



### What to Look For

- A zoom lens with a wide-angle option (28mm or more) is ideal for panoramic landscapes or large groups.
- An optical or electronic viewfinder helps you conserve battery power or compose photos when bright light washes out your LCD.
- An LCD screen provides an

- alternative to a conventional viewfinder.
- Touch screen capability.
- A lens with a wide maximum aperture opening helps capture images in low light.

### What to Skip

- Buying solely based on megapixel count: Higher resolution doesn't always

- ensure better photos.
- An extended warranty; most cameras are quite reliable.

### What You'll Pay

- For advanced point-and-shoots, \$500 to \$1,500 and up. For mirrorless cameras, \$550 to \$3,600. For SLRs, \$480 to \$2,700.

### BUYING ADVICE

If you don't intend to change the lens, consider an advanced point-and-shoot, with a fixed lens. Some have excellent optics and lots of features.

For more buying advice, go to [CR.org/cameras](http://CR.org/cameras).

Brand + Model	Overall Score	Price	Survey Results		Test Results							
			Predicted reliability	Owner satisfaction	Image quality	Ease of use	Video quality	LCD quality	Viewfinder	Flash photos	Image stabilization	
<b>ADVANCED POINT-AND-SHOOT</b>												
✓ Fujifilm X100V	89	\$1,400	⬆️	⬆️	⬆️	⬆️	⬆️	⬆️	⬆️	⬆️	⬆️	⬆️
✓ Canon PowerShot G7 X Mark II	83	\$630	⬆️	⬆️	⬆️	⬆️	⬆️	⬆️	⬆️	NA	⬆️	⬆️
✓ Sony Cyber-shot RX10 IV	83	\$1,700	⬆️	⬆️	⬆️	⬆️	⬆️	⬆️	⬆️	⬆️	⬆️	⬆️
✓ Canon PowerShot G5 X Mark II	82	\$900	⬆️	⬆️	⬆️	⬆️	⬆️	⬆️	⬆️	⬆️	⬆️	⬆️
✓ Sony Cyber-shot RX100 VA	82	\$1,000	⬆️	⬆️	⬆️	⬆️	⬆️	⬆️	⬆️	⬆️	⬆️	⬆️
✓ Sony Cyber-shot RX100 VI	82	\$1,200	⬆️	⬆️	⬆️	⬆️	⬆️	⬆️	⬆️	⬆️	⬆️	⬆️
✓ Canon PowerShot G7 X Mark III	81	\$750	⬆️	⬆️	⬆️	⬆️	⬆️	⬆️	⬆️	NA	⬆️	⬆️
✓ Canon PowerShot G3 X	81	\$730	⬆️	⬆️	⬆️	⬆️	⬆️	⬆️	⬆️	NA	⬆️	⬆️
✓ Panasonic Lumix DMC-LX10	81	\$500	⬆️	⬆️	⬆️	⬆️	⬆️	⬆️	⬆️	NA	⬆️	⬆️
✓ Canon PowerShot G1 X Mark III	80	\$1,000	⬆️	⬆️	⬆️	⬆️	⬆️	⬆️	⬆️	⬆️	⬆️	⬆️
✓ Leica V-Lux 5	80	\$1,600	—	—	⬆️	⬆️	⬆️	⬆️	⬆️	⬆️	⬆️	⬆️
✓ Sony Cyber-shot RX100 V	80	\$1,000	⬆️	⬆️	⬆️	⬆️	⬆️	⬆️	⬆️	⬆️	⬆️	⬆️



**DIGITAL CAMERAS**

Brand + Model	Overall Score	Price	Survey Results		Test Results							
			Predicted reliability	Owner satisfaction	Image quality	Ease of use	Video quality	LCD quality	Viewfinder	Flash photos	Image stabilization	
<b>ADVANCED POINT-AND-SHOOT</b> <i>Continued</i>												
✓ Panasonic Lumix DMC-LX100 II	80	\$800	↓	↑	↑	↑	↑	↑	↑	↑	↓	↑
✓ Sony Cyber-shot RX100 VII	80	\$1,300	↑	↑	↑	↑	↑	↑	↑	↑	↓	↑
✓ Sony Cyber-shot RX1R II	80	\$3,300	↑	↑	↑	↑	↑	↑	↑	↑	NA	↑
Panasonic Lumix DMC-FZ2500	78	\$1,000	↓	↑	↑	↑	↑	↑	↑	↑	↑	↓
Ricoh GR III	78	\$900	—	—	↑	↑	↓	↑	↑	NA	NA	↑
Sony Cyber-shot RX100 III	78	\$750	↑	↑	↑	↑	↑	↑	↑	↑	↑	↑
Panasonic Lumix DMC-ZS100	78	\$500	↓	↑	↑	↑	↑	↑	↑	↑	↑	↑
Panasonic Lumix DMC-FZ1000 II	77	\$800	↓	↑	↑	↑	↑	↑	↑	↑	↓	↓
<b>MIRRORLESS</b>												
✓ Fujifilm X-T4 w/ 16-80mm OIS	92	\$2,200	↑	↑	↑	↑	↑	↑	↑	↑	NA	↑
✓ Fujifilm X-T4 w/ 18-55mm OIS	91	\$2,100	↑	↑	↑	↑	↑	↑	↑	↑	NA	↑
✓ Nikon Z6 w/ 24-70mm S	90	\$2,600	↓	↑	↑	↑	↑	↑	↑	↑	NA	↑
✓ Fujifilm X-T3 w/ 18-55mm	89	\$1,500	↑	↑	↑	↑	↑	↑	↑	↑	↓	↑
✓ Nikon Z7 w/ 24-70mm S	88	\$3,600	↓	↑	↑	↑	↑	↑	↑	↑	NA	↑
✓ Canon EOS R6 w/ RF 24-105mm	88	\$3,600	↑	↑	↑	↑	↑	↑	↑	↑	NA	↑
✓ Sony Alpha A7 III w/ 28-70mm OSS	88	\$2,200	↑	↑	↑	↑	↑	↑	↑	↑	NA	↑
✓ Fujifilm X-E4 w/ 27mm	86	\$1,050	↑	↑	↑	↑	↑	↑	↑	↑	NA	↑
✓ Nikon Z6 II w/ Z 24-70mm	86	\$2,600	↓	↑	↑	↑	↑	↑	↑	↑	NA	↑
✓ Canon EOS R w/ 24-105 IS USM	86	\$2,900	↑	↑	↑	↑	↑	↑	↑	↑	NA	↑
✓ Nikon Z7 II w/ 24-70mm S	85	\$3,600	↓	↑	↑	↑	↑	↑	↑	↑	NA	↑
✓ Sony Alpha A7 II w/ FE 28-70mm f/3.5-5.6	85	\$1,600	↑	↑	↑	↑	↑	↑	↑	↑	NA	↑
✓ Sony Alpha 7C w/ FE 28-60mm	85	\$2,200	↑	↑	↑	↑	↑	↑	↑	↑	NA	↑
✓ Panasonic Lumix DC-S1 w/ 24-105mm	84	\$2,800	↑	↑	↑	↑	↑	↑	↑	↑	NA	↑
✓ Panasonic Lumix DC-GH5 w/ 12-60mm	84	\$2,000	↑	↑	↑	↑	↑	↑	↑	↑	NA	↑
✓ Nikon Z fc w/ 16-50mm	83	\$1,100	↓	↑	↑	↑	↑	↑	↑	↑	NA	↑
✓ Nikon Z 50 w/ 16-50mm	83	\$1,200	↓	↑	↑	↑	↑	↑	↑	↑	↑	↑
✓ Panasonic Lumix DC-G9 w/ 12-60mm	83	\$1,600	↑	↑	↑	↑	↑	↑	↑	↑	NA	↑
✓ Fujifilm X-T30 w/ XF 18-55mm	83	\$1,300	↑	↑	↑	↑	↓	↑	↑	↑	↑	↑
✓ Panasonic Lumix DC-S5 w/ 20-60mm	83	\$2,000	↑	↑	↑	↑	↑	↑	↑	↑	NA	↑





DIGITAL CAMERAS

Brand + Model	Overall Score	Price	Survey Results		Test Results							
			Predicted reliability	Owner satisfaction	Image quality	Ease of use	Video quality	LCD quality	Viewfinder	Flash photos	Image stabilization	
<b>MIRRORLESS</b> <i>Continued</i>												
✓ Olympus OM-D E-M1 III w/ 12-40mm	82	\$2,500	↓	↑	↑	↑	↑	↑	↑	↑	NA	↑
✓ Canon EOS RP w/ RF 24-105mm	82	\$1,300	↑	↑	↑	↑	↑	↑	↑	↑	NA	↑
✓ Nikon Z 5 w/ 24-50mm	82	\$1,600	↓	↑	↑	↑	↑	↑	↑	↑	NA	↑
✓ Canon EOS M50 Mark II w/ 15-45mm	81	\$700	↑	↑	↑	↑	↑	↑	↑	↑	↑	↑
✓ Canon EOS M6 Mark II w/ 15-45mm	81	\$1,100	↑	↑	↑	↑	↑	↑	↑	↑	↓	↑
✓ Panasonic Lumix DC-G95 w/ 12-60mm	81	\$1,000	↑	↑	↑	↑	↑	↑	↑	↑	↓	↑
✓ Canon EOS M200 w/ 15-45mm IS STM	80	\$550	↑	↑	↑	↑	↑	↑	↑	NA	↑	↑
✓ Canon EOS M50 w/ EF-M 15-45mm IS STM	80	\$700	↑	↑	↑	↑	↑	↑	↑	↑	↓	↑
✓ Panasonic Lumix DMC-G85 w/ 12-60mm f/3.5-5.6 Power OIS	80	\$700	↑	↑	↑	↑	↑	↑	↑	↑	↑	↑
✓ Olympus OM-D E-M1 III w/ 12-100mm	80	\$2,900	↓	↑	↑	↑	↑	↑	↑	↑	NA	↑
✓ Panasonic Lumix DMC-G7K w/ 14-42mm	80	\$600	↑	↑	↑	↑	↑	↑	↑	↑	↓	↑
Panasonic Lumix DC-GH5 II w/ 12-60mm	79	\$2,100	↑	↑	↑	↑	↑	↑	↑	↑	NA	↑
Sony Alpha A6400 w/ E 18-135mm	79	\$1,300	↑	↑	↑	↑	↑	↑	↑	↑	↓	↑
Sony Alpha A6600 w/ 18-135mm	79	\$1,800	↑	↑	↑	↑	↑	↑	↑	↑	NA	↑
Fujifilm X-T30 w/ XC 15-45mm	78	\$1,230	↑	↑	↑	↑	↓	↑	↑	↑	↑	↑
Panasonic Lumix DMC-GX85 w/ 12-32mm F3.5-5.6 ASPH. Mega OIS	78	\$700	↑	↑	↑	↑	↑	↑	↑	↑	↑	↑
Panasonic Lumix DC-G100 w/ 12-32mm	78	\$650	↑	↑	↑	↑	↑	↑	↑	↑	↑	↑
<b>SLR</b>												
✓ Canon EOS 850D Rebel T8i w/ 18-55mm	81	\$900	↑	↑	↑	↑	↑	↑	↑	↑	↑	↑
✓ Canon EOS 90D w/ 18-55mm IS STM	80	\$1,460	↑	↑	↑	↑	↑	↑	↑	↑	↑	↑
✓ Canon EOS 6D Mark II w/ 24-105mm IS STM	80	\$2,500	↑	↑	↑	↑	↑	↑	↑	↑	NA	↑
Canon EOS 800D Rebel T7i w/ 18-55mm IS STM	79	\$900	↑	↑	↑	↑	↓	↑	↑	↑	↑	↑
Canon Rebel SL3 w/ 18-55mm	78	\$750	↑	↑	↑	↑	↑	↑	↑	↑	↑	↑

> Digital and All Access members can find the latest, complete ratings at [CR.org/cameras](https://www.crorg.com/cameras).

**HOW WE TEST:** Overall Score combines test results with survey data for predicted reliability and owner satisfaction. Predicted reliability estimates the likelihood that newly purchased models from a given brand will develop problems or break within the first four years. Findings are based on CR's 2020, 2021, and 2022 Winter

Quarterly Surveys. Owner satisfaction reflects the proportion of CR members who are extremely likely to recommend the digital camera they bought. In cases where we have insufficient survey data to provide a brand-level rating, indicated by a gray dash (-), the brand gets a weighted category median score. Image quality combines several

tests, including regular photos, low-light photos, and flash photos as well as color tests, among others. Ease of use is our evaluation of the camera's controls, manual, response time, and focusing. Video quality mostly reflects footage shot in regular and low light, with audio quality and macro (close-up) capability also considered. LCD quality

is a judgment of images viewed under various lighting conditions. Flash photos tests the quality of the built-in flash's light output and evenness of illumination. Image stabilization is our evaluation of the camera's ability to compensate for handheld camera shake. Price is approximate retail.





# Fitness Trackers

Fitness trackers range from simple to full-featured, with prices to match. Most are designed to be worn on the wrist and are now available in a variety of materials, shapes, and colors. Here's how to find the right one to fit your budget, lifestyle, and fashion sense.



## What to Look For

- Preview the tracker's companion app to make sure it fits your needs.
- Battery life can stretch from one day to more than a week depending on the size and sophistication of the device.
- Choose a model with standalone GPS, so you won't have to take your phone with

- you when you head out for a run or walk.
- If you like to swim, look for a model that is waterproof.
- Double-check that the device works with your smartphone or computer.

## What to Skip

- Most models over \$200. At that price, you could consider

buying a smartwatch (see buying advice and ratings on page 94).

## What You'll Pay

- Expect to pay \$30 for a basic model up to \$200 or more for a fully featured model.

## BUYING ADVICE

If you simply want to know how many steps you're taking each day, you can save money by buying a simpler device.

For more buying advice, go to [CR.org/fitness-trackers](https://www.crisp.org/fitness-trackers).

Brand + Model	Overall Score	Price	Test Results								
			Ease of use	Ease of interaction	Ease of pairing	Heart-rate monitor accuracy	Step count accuracy	Water resistance	Readability in bright light	Readability in low light	Versatility
<b>BUILT-IN DATA READOUT</b>											
✓ Amazfit T-Rex Pro	84	\$175	↑	↑	↑	↑	↑	↑	↑	↑	↑
✓ Fitbit Inspire 2	84	\$100	↑	↑	↑	↑	↑	↑	↑	↑	↑
✓ Garmin Forerunner 35	83	\$55	↑	↑	↑	↑	↑	↑	↑	↑	↑
✓ Withings Scanwatch (38mm)	83	\$280	↑	↑	↑	↑	↑	↑	↑	↑	↑
✓ Fitbit Charge 5	79	\$180	↑	↑	↑	↓	↑	↑	↑	↑	↑
✓ Fitbit Luxe	79	\$110	↑	↓	↑	↑	↑	↑	↑	↑	↑
✓ Polar Pacer Pro	79	\$300	↑	↑	↑	↓	↓	↑	↑	↑	↑
✓ Samsung Galaxy Fit2	78	\$45	↑	↑	↑	↑	↑	↑	↑	↑	↑
✓ Garmin Vivosmart 5	76	\$150	↑	↑	↑	↓	↑	↑	↑	↑	↑
✓ Samsung Galaxy Fit	76	\$100	↑	↑	↓	↑	↑	↑	↑	↑	↑
✓ Amazon Halo View	75	\$80	↑	↓	↑	↓	↑	↑	↑	↑	↑
✓ Casio G-Shock Move GBDH1000	72	\$400	↑	↓	↓	↑	↓	↑	↑	↑	↑



**FITNESS TRACKERS**

Brand + Model	Overall Score	Price	Test Results								
			Ease of use	Ease of interaction	Ease of pairing	Heart-rate monitor accuracy	Step count accuracy	Water resistance	Readability in bright light	Readability in low light	Versatility
✔ Fitbit Charge 4	72	\$80	↑	↓	↑	↓	↑	↑	↓	↑	
✔ 3Plus HR Plus	72	\$40	↑	↑	↑	↓	↑	↑	↑	↑	
✔ Amazfit Band 5	70	\$30	↑	↑	↑	↓	↑	↑	↑	↑	
✔ Fitbit Inspire HR	70	\$95	↑	↑	↑	↓	↑	↑	↑	↑	
✔ Garmin Vivofit 4	70	\$75	↑	↑	↑	-	↑	↑	↑	↓	
✔ Garmin Vivosmart 4	70	\$110	↑	↓	↑	↑	↑	↑	↑	↑	
✔ Polar Ignite 2	69	\$230	↑	↑	↑	↑	↓	↑	↑	↑	
✔ Withings Pulse HR	68	\$100	↑	↑	↑	↑	↑	↑	↓	↑	
Garmin Forerunner 245 Music	63	\$350	↑	↑	↑	↓	↓	↑	↑	↑	
Xiaomi Mi Band 5	62	\$35	↑	↑	↑	↓	↑	↑	↓	↑	
Garmin Vivofit jr. 2	58	\$70	↑	↑	↑	-	↓	↑	↑	↓	
Polar Grit X	53	\$430	↑	↑	↓	↑	↓	↑	↑	↑	
Timex Ironman R300	49	\$85	↑	↑	↑	↓	↓	↑	↑	↑	
Fitbit Ace 2	30	\$45	↓	↓	↑	-	↓	↑	↓	↓	

**HOW WE TEST:** Overall Score is based on the performance of the product in all of our tests. **Ease of use** is composite score of ergonomics, ease of interaction, syncing, pairing, and readability of the display in bright light and low light. **Ease of interaction** is the ease of accessing core functions; performing key tasks such as accessing messages, calendars, alarms, etc.; interacting with

the device menu and app interface; taking activity measurements; reading activity results from the display; and responsiveness of touch screen or other control-interaction methods. **Ease of pairing** is an assessment of the steps necessary for pairing the tracker with another device for the first time. Heart-rate monitor accuracy measures how accurately the fitness tracker

measured our testers actual heart rate. **Step-count accuracy** measures how accurately the fitness tracker counted our testers actual steps. **Water resistance** measures how resistant the watch is to submersion in water as tested by subjecting the device to a water pressure equivalent to the depth the manufacturer claims the fitness tracker can withstand. **Readability in**

**bright light** refers to ease of reading in bright light such as on a sunny day. **Versatility** indicates features that increase a fitness trackers utilities or capabilities. These include the number of sensors it has, if time can be displayed on the tracker, GPS tracking and other useful features. **Price** is approximate retail.



# Noise-Canceling Headphones

These high-tech headphones help eliminate outside noise before it reaches your ears, making it easier to focus on the sounds you actually want to listen to. They come in all sizes and types, from tiny earbuds to big, over-the-ear models.



## What to Look For

- Clear, accurate sound and sufficient volume.
- A comfortable fit.
- Wireless headphones if you don't want cords tangling or flapping.
- Variable noise cancellation or "monitor" modes, features that let you selectively allow some outside noise back in—

like when you want to be able to hear someone in the next room while you're working.

- A model that doubles as a headset if you want to answer or place calls without using your phone.

## What to Skip

- Paying a high price just to get a big-brand name.

## What You'll Pay

■ Prices for both wireless and over-ear models run the gamut, from around \$45 all the way up to \$500-plus. But you can find recommended models of either type at the lower end of the price spectrum—though the pricier picks may have more features included.

## BUYING ADVICE

If you want the best sound, especially for serious music listening, consider the models that earned an Excellent sound quality rating from our testers.

For more buying advice, go to [CR.org/headphones](https://www.consumerreports.org/headphones).

Brand + Model	Overall Score	Price	Survey Results		Test Results				
			Predicted reliability	Owner satisfaction	Sound quality	Noise reduction	Sensitivity	Type	Design
<b>PORTABLE HEADPHONES</b>									
✓ Bose QuietComfort 20	77	\$250	↑	↑	↑	↑	Medium high/Medium	Earbud with ear bowl support ear pieces, removable shirt clip	Isolating
<b>WIRELESS HOME/STUDIO STYLE HEADPHONES</b>									
✓ Bose QuietComfort 35 Series II	88	\$300	↑	↑	↑	↑	Medium/Medium	Over-ear with headband	Closed
✓ Bose Noise Cancelling Headphones 700	88	\$380	↑	↑	↑	↑	Low/ Medium	Over-ear with headband	Closed
✓ Sennheiser PXC 550-II	87	\$160	↑	↑	↑	↑	Medium high/Medium high	Over-ear with headband	Closed
✓ Apple AirPods Max	81	\$520	↑	↑	↑	↑	Medium/Medium	Over ear with headband	Closed
✓ Shure AONIC 50	78	\$300	—	—	↑	↑	Medium high/Medium high/Medium high	Over-ear with headband	Closed
✓ Bang & Olufsen Beoplay HX	78	\$500	↑	!	↑	↑	Medium High/Medium High	Over-ear with headband	Closed
✓ Bose QuietComfort 45	77	\$280	↑	↑	↑	↑	Medium high/Medium high/Medium high	Over-ear with headband	Closed
✓ Sony WH-1000XM4	77	\$350	↑	↑	↑	↑	High/Medium high	Over-ear with headband	Closed
✓ Sony WH-1000XM5	77	\$400	↑	↑	↑	↑	Medium high/Medium high/Medium high/Medium high	Over-ear with headband	Closed



**NOISE-CANCELING HEADPHONES**

Brand + Model	Overall Score	Price	Survey Results		Test Results				
			Predicted reliability	Owner satisfaction	Sound quality	Noise reduction	Sensitivity	Type	Design
<b>WIRELESS HOME/STUDIO STYLE HEADPHONES</b> <i>Continued</i>									
✓ Sony WH-1000XM3	77	\$235	↑	↑	↑	↑	High/high/medium high	Over-ear with headband	Closed
✓ Sony WH-H910N	77	\$200	↑	↑	↑	↑	Medium high/Medium high/Medium high	Over-ear with headband	Closed
✓ Microsoft Surface Headphone 2	74	\$250	—	—	↑	↑	Medium/Medium high	Over-ear with headband	Closed
✓ beats by dre Beats Studio3 Wireless	74	\$350	↑	↑	↑	↑	Medium	Over-ear with headband	Closed
✓ Monoprice BT-300ANC	74	\$45	↑	↑	↑	↑	Medium high/Medium	Over-ear with headband	Closed
✓ Anker SoundCore Life Q20	73	\$50	↓	↑	↑	↑	Medium/Medium high	Over-ear with headband	Closed
✓ Shure AONIC 40	73	\$250	—	—	↑	↑	Medium high/Medium high/Medium high	Over-ear with headband	Closed
✓ Razer Opus	73	\$200	—	—	↑	↑	Low/Low	Over-ear with headband	Closed
✓ Cleer Alpha	73	\$250	—	—	↑	↑	Low/Low/Low/Medium high	Over-ear with headband	Closed
✓ Beats by Dr. Dre Solo Pro	72	\$300	↑	↑	↑	↑	NA	On-ear with headband	Closed
✓ JBL Live 660NC	72	\$170	↓	↓	↑	↑	Low/Low/Medium high	Over-ear with headband	Closed
✓ Marshall Monitor II A.N.C.	71	\$320	—	—	↑	↑	Medium high/Medium high	Over-ear with headband	Closed
✓ Puro Sound Labs PuroPro	71	\$200	—	—	↑	↑	Medium/Medium Loud/Very Low	Over-ear with headband	Closed
✓ JBL Tune 660NC	71	\$100	↓	↓	↑	↑	Medium/Medium/Medium high	On-ear with headband	Closed
✓ JBL LIVE 650BTNC	70	\$130	↓	↓	↑	↑	Medium/Medium	Over-ear with headband	Closed
✓ JBL Live 460NC	69	\$130	↓	↓	↑	↑	Low/Low/High	On-ear with headband	Closed
✓ Bowers & Wilkins PX7	69	\$400	—	—	↓	↑	Low/Low	Over-ear with headband	Closed
✓ Beyerdynamic Lagoon ANC Traveler	68	\$220	—	—	↑	↑	Low/Low	Over-ear with headband	Closed
✓ Anker SoundCore Life Tune XR	68	\$100	↓	↑	↑	↑	Low/Low/Medium high	Over-ear with headband	Closed
Sennheiser HD 450BT	67	\$200	↑	↑	↓	↑	Medium high/Medium high/Medium high	Over ear with headband	Closed
Anker SoundCore Life Q30	67	\$80	↓	↑	↑	↑	Low/Low/Medium high	Over-ear with headband	Closed
Jabra Elite 85h	67	\$200	↓	↑	↑	↑	Medium high/Medium high	Over-ear with headband	Closed
Philips Fidelio L3	65	\$230	—	—	↓	↑	Medium/Medium/Medium	Over ear with headband	Closed
Phiaton 900 Legacy	65	\$250	—	—	↑	↑	Medium/Low	Over ear with headband	Closed
Yamaha YH-E700A	64	\$300	—	—	↓	↑	Medium/Medium/Medium	Over-ear with headband	Closed
JBL Club ONE	63	\$350	↓	↓	↓	↑	Low/Medium	Over-ear with headband	Closed
Technics EAH-A800	58	\$350	—	—	↓	↑	Medium high/Medium high/Medium high	Over ear with headband	Closed
Monoprice BT-600ANC	58	\$70	↑	↑	↓	↑	Medium high/Medium high/Medium high	Over ear with headband	Closed
JLab Audio Studio ANC	58	\$60	—	—	↓	↑	Low/Medium	On-ear with headband	Closed



**NOISE-CANCELING HEADPHONES**

Brand + Model	Overall Score	Price	Survey Results		Test Results					
			Predicted reliability	Owner satisfaction	Sound quality	Noise reduction	Sensitivity	Type	Design	
<b>WIRELESS HOME/STUDIO STYLE HEADPHONES</b> <i>Continued</i>										
<b>Audio-Technica</b> QuietPoint ATH-ANC700BT	57	\$105	↓	↓	↓	↑	High	Over-ear with headband	Closed	
<b>Altec Lansing</b> Whisper ANC	57	\$80	–	–	↓	↑	Medium/Medium/Medium	Over ear with headband	Closed	
<b>Sony</b> WH-CH710N	57	\$100	↑	↑	↓	↑	Medium/Medium/Medium	Over-ear with headband	Closed	
<b>Monoprice</b> BT-500ANC	50	\$70	↑	↑	↓	↑	Medium high/Medium high	Over-ear with headband	Closed	
<b>WIRELESS PORTABLE HEADPHONES</b>										
✓ <b>Sony</b> WF-1000XM4	88	\$280	↑	↑	↑	↑	NA	Ear-insert	Isolating	
✓ <b>Sony</b> WF-1000XM3	87	\$200	↑	↑	↑	↑	NA	Ear-insert	Isolating	
✓ <b>Bose</b> QuietComfort Earbuds	77	\$280	↑	↑	↑	↑	NA	Earbud with ear bowl support ear pieces	Isolating	
✓ <b>Sennheiser</b> Momentum True Wireless 3	76	\$250	↑	↑	↑	↑	NA	Ear-insert with ear bowl supports	Isolating	
✓ <b>Sennheiser</b> CX Plus	76	\$130	↑	↑	↑	↑	NA	Ear-insert	Isolating	
✓ <b>Beats by Dr. Dre</b> Beats Fit Pro	76	\$200	↑	↑	↑	↑	NA	Ear-insert with ear bowl supports	Isolating	
✓ <b>Master &amp; Dynamic</b> MW07 PLUS	75	\$300	–	–	↑	↑	NA	Ear-insert with removable ear bowl supports	Isolating	
✓ <b>Apple</b> AirPods Pro	74	\$225	↑	↑	↑	↑	NA	Ear-insert	Isolating	
✓ <b>Sony</b> LinkBuds S	73	\$200	↑	↑	↑	↑	NA	Ear-insert	Isolating	
✓ <b>Bang &amp; Olufsen</b> Beoplay EX	73	\$400	↑	↓	↑	↑	NA	Ear-insert	Isolating	
✓ <b>OnePlus</b> Buds Pro	73	\$150	–	–	↑	↑	NA	Ear-insert	Isolating	
✓ <b>Sennheiser</b> MOMENTUM True Wireless 2	73	\$250	↑	↑	↑	↑	NA	Ear-insert	Isolating	
✓ <b>beats by dre</b> Beats Studio Buds	72	\$150	↑	↑	↑	↑	NA	Ear-insert	Isolating	
✓ <b>Sony</b> WF-SP700N	72	\$180	↑	↑	↑	↑	NA	Ear-insert with removable ear bowl supports	Isolating	
✓ <b>Klipsch</b> T5 II True Wireless ANC	72	\$300	–	–	↑	↑	NA	Ear-inset	Isolating	
✓ <b>1MORE</b> Evo	72	\$170	–	–	↑	↑	NA	Ear-insert	Isolating	
✓ <b>1MORE</b> ComfoBuds Pro	72	\$110	–	–	↑	↑	NA	Ear-insert	Isolating	
✓ <b>JBL</b> CLUB PRO+ TWS	72	\$200	↓	↓	↑	↑	NA	Ear-insert	Isolating	
✓ <b>1MORE</b> ColorBuds 2	72	\$70	–	–	↑	↑	NA	Ear-insert	Isolating	
✓ <b>Jaybird</b> Vista 2	71	\$180	–	–	↑	↑	NA	Ear-insert with ear bowl supports	Isolating	
✓ <b>Razer</b> Hammerhead True Wireless Pro	71	\$180	–	–	↑	↑	NA	Ear-insert	Isolating	
✓ <b>House of Marley</b> Redemption ANC	70	\$200	–	–	↑	↑	NA	Ear-insert with removable ear bowl supports	Isolating	
✓ <b>JBL</b> Tune 130NC	70	\$100	↓	↓	↑	↑	NA	Ear-insert	Isolating	
✓ <b>Samsung</b> Galaxy Buds2	70	\$150	↑	↓	↑	↑	NA	Ear-insert	Isolating	



**NOISE-CANCELING HEADPHONES**

Brand + Model	Overall Score	Price	Survey Results		Test Results			Type	Design
			Predicted reliability	Owner satisfaction	Sound quality	Noise reduction	Sensitivity		
<b>WIRELESS PORTABLE HEADPHONES</b> <i>Continued</i>									
✓ Samsung Galaxy Buds Pro	69	\$150	↑	↓	↑	↑	NA	Ear-insert	Isolating
✓ Google Pixel Buds Pro	69	\$200	-	-	↑	↑	NA	Ear-insert	Isolating
✓ Jabra Elite 85t	69	\$180	↓	↑	↑	↑	NA	Ear-insert	Isolating
✓ Cleer Ally Plus	69	\$100	-	-	↑	↑	NA	Ear-insert	Isolating
✓ Bowers & Wilkins PI5	69	\$250	-	-	↑	↑	NA	Ear-insert	Isolating
✓ Master & Dynamic MW08	68	\$300	-	-	↑	↑	NA	Ear-insert	Isolating
✓ JBL Live Free 2	68	\$150	↓	↓	↑	↑	NA	Ear-insert	Isolating
✓ JBL Reflect Mini NC	68	\$150	↓	↓	↑	↑	NA	Ear-insert with ear bowl support ear pieces	Isolating
✓ Jabra Elite 7 Pro	68	\$200	↓	↑	↑	↑	NA	Ear-insert	Isolating
✓ Jabra Elite 7 Active	68	\$180	↓	↑	↑	↑	NA	Ear-insert	Isolating
LG TONE Free FP9	67	\$200	-	-	↑	↑	NA	Ear-Insert	Isolating
LG TONE Free FP8	67	\$150	-	-	↑	↑	NA	Ear-insert	Isolating
Plantronics BackBeat GO 410	67	\$50	↑	↓	↑	↑	Medium high	Earbud with open-front neck collar, ear bowl support ear pieces	Isolating
Monoprice M-TWE True Wireless Earbuds	67	\$80	↑	↑	↑	↑	NA	Ear-insert	Isolating
Jabra Elite 4 Active	66	\$120	↓	↑	↑	↑	NA	Ear-insert	Isolating
Amazon Echo Buds	66	\$90	-	-	↑	↑	NA	Ear-insert with removable ear bowl supports	Isolating
Anker SoundCore Liberty Air 2 Pro	66	\$130	↓	↑	↑	↑	NA	Ear-insert	Isolating
Anker SoundCore Life Dot 2 XR	66	\$100	↓	↑	↓	↑	NA	Ear-insert with removable ear bowl supports	Isolating
Audio-Technica ATH-ANC100BT	66	\$50	↓	↓	↑	↑	Medium high/Medium high	Ear-insert	Isolating
Amazon Echo Buds (2nd Gen)	65	\$120	-	-	↓	↑	NA	Ear-insert with removable ear bowl supports	Isolating
Anker Soundcore Liberty 3 Pro	65	\$170	-	-	↓	↑	NA	Ear-insert with removable ear bowl supports	Isolating
Skullcandy Indy ANC Fuel True Wireless	64	\$90	-	-	↓	↑	NA	Ear-insert with removable ear bowl supports	Isolating
Skullcandy Indy ANC	64	\$80	-	-	↓	↑	NA	Ear-insert with removable ear bowl supports	Isolating

➤ Digital and All Access members can find the latest, complete ratings at [CR.org/headphones](https://www.crguide.com/headphones).

**HOW WE TEST:** Overall Score is based on the performance of the product in all of our tests. Predicted reliability is based on estimated problem rates for newly purchased headphones, not under service contract, within the first two years of ownership. Owner satisfaction icons are based on the proportion of

members who are extremely likely to recommend their headphones brand to their friends and family. Models with a dash (-) indicate that we have insufficient data for the brand, and these models get the category average score. Sound quality represents the tonal accuracy, clarity, detail, ambience, and

dynamics of the audio reproduced by the headphones. Sensitivity assesses how loudly wire-connected headphones will play for a given audio input signal level; for wireless models, we judge sensitivity using the optional wired connection. Some have two sensitivity levels given; one with the highest selectable setting

or noise reduction switch ON and the other with the lowest selectable setting or noise-reduction switch OFF. (Not applicable for wireless headphones that lack a cord connection option.) An isolating design blocks some outside noise. Price is approximate retail.





# Printers

Printers come in two basic varieties: laser printers and inkjet printers. Within each category there are all-in-one models that can also copy, scan, and fax—and regular printers without those capabilities. Some laser printers only print in black-and-white.



### What to Look For

- A laser printer can deliver reliability and fast, low-cost, crisp black text.
- A color inkjet offers versatility. You can print color photos and graphics as well as text.
- All-in-ones printers, which come in both inkjet and laser varieties, let you not only

print but also copy, scan, and, in some models, fax.

### What to Skip

- Color laser printers are costlier to buy and run than black-and-white models and aren't designed for printing photos.
- The cheapest inkjet printers require pricey ink cartridges

and get unfavorable ratings for reliability and owner satisfaction.

### What You'll Pay

- Inkjet printers can cost as little as \$45 up to \$350 and more, while laser printers start at around \$100 and range up to \$500 and more.

### BUYING ADVICE

A low price tag may not be what it seems. Ink costs can often add hundreds of dollars to your printing costs over the years.

For more buying advice, go to [CR.org/printers](http://CR.org/printers).

Brand + Model	Overall Score	Price	Survey Results		Test Results								Features		
			Predicted reliability	Owner satisfaction	Text quality	Text speed	Graphics quality	Maintenance ink use	Ink/toner cost per year (\$)	Text speed (ppm)	Text cost (cents)	Graphics cost (cents)	Maximum paper size	Auto-duplex printing	Individual color cartridges
<b>REGULAR BLACK AND WHITE LASER PRINTERS</b>															
✓ <b>Brother HL-L5200DW</b>	73	\$285	↑	↑	↑	↑	↓	↑	5	23.1	1.5	4.4	8.5x14	•	NA
✓ <b>HP LaserJet Pro M404dw</b>	73	\$460	↑	↑	↑	↑	↓	↑	11	25.0	3.2	8.1	8.5x14	•	NA
✓ <b>Brother HL-L2370DW</b>	72	\$160	↑	↑	↑	↑	↓	↑	13	17.6	3.6	10.8	8.5x14	•	NA
✓ <b>Brother HL-L2350DW</b>	72	\$155	↑	↑	↑	↑	↓	↑	9	16.7	2.6	13.7	8.5x14	•	NA
✓ <b>HP LaserJet M209dwe</b>	71	\$190	↑	↑	↑	↑	↓	↑	15	20.0	4.2	11.1	8.5x14	•	NA
<b>Canon imageCLASS LBP162dw</b>	70	\$215	↑	↑	↑	↑	↓	↑	12	21.4	3.6	11.6	8.5x14		NA
<b>Xerox B310/DNI</b>	70	\$415	—	—	↑	↑	↓	↑	11	18.8	3.1	9.9	8.5x14	•	NA
<b>HP LaserJet Pro M203dw</b>	70	\$230	↑	↑	↑	↑	↓	↑	9	16.7	2.4	7.1	8.5x14	•	NA
<b>HP LaserJet Pro M404n</b>	69	\$330	↑	↑	↑	↑	↓	↑	11	23.1	3.2	6.7	8.5x14		NA
<b>HP LaserJet Pro M404dn</b>	69	\$370	↑	↑	↑	↑	↓	↑	11	21.4	3.1	8.3	8.5x14	•	NA
<b>Brother HL-L2325DW</b>	69	\$110	↑	↑	↑	↑	↓	↑	14	17.6	4	12.7	8.5x14	•	NA
<b>Lexmark B2338dw</b>	69	\$250	↓	↓	↑	↑	↓	↑	12	21.4	3.5	10.9	8.5x14	•	NA
<b>Canon imageCLASS LBP113w</b>	69	\$170	↑	↑	↑	↑	↓	↑	14	15.8	4	10.6	8.5x14		NA



**PRINTERS**

Brand + Model	Overall Score	Price	Survey Results		Test Results							Features			
			Predicted reliability	Owner satisfaction	Text quality	Text speed	Graphics quality	Maintenance ink use	Ink/toner cost per year (\$)	Text speed (ppm)	Text cost (cents)	Graphics cost (cents)	Maximum paper size	Auto-duplex printing	Individual color cartridges
<b>REGULAR BLACK AND WHITE LASER PRINTERS</b> <i>Continued</i>															
HP LaserJet Pro M118dw	67	\$130	↑	↑	↑	↑	↓	↑	9	18.8	2.7	7.8	8.5x14	•	NA
HP LaserJet Pro M15w	66	\$120	↑	↑	↑	↑	↓	↑	19	14.3	5.5	9.1	8.5x14	•	NA
HP Neverstop 1001nw	65	\$300	↑	↑	↑	↑	↓	↑	2	10.7	0.6	0.7	8.5x14	•	NA
HP LaserJet M110we	62	\$130	↑	↑	↑	↑	↓	↑	17	15.0	4.8	16.3	8.5x14	•	NA
Lexmark B3340dw	61	\$310	↑	↑	↑	↑	↓	↑	12	20.0	3.6	7.8	8.5x14	•	NA
HP LaserJet Pro M102w	60	\$120	↑	↑	↑	↑	↓	↑	14	15.8	4	7.6	8.5x14	•	NA
<b>REGULAR COLOR LASER PRINTERS</b>															
✓ Xerox C310/DNI	65	\$535	—	—	↑	↑	↑	↑	43	13.6	3.4	18.4	8.5x14	•	•
✓ HP Color LaserJet Pro M255dw	65	\$400	↑	↑	↑	↑	↑	↑	45	13.0	3.5	19.1	8.5x14	•	•
✓ Brother HL-L3270CDW	63	\$300	↑	↑	↑	↑	↑	↑	69	12.5	5	30.4	8.5x14	•	•
✓ Brother HL-L3230CDW	63	\$315	↑	↑	↑	↑	↑	↑	48	10.3	3.1	21.8	8.5x14	•	•
✓ Brother HL-L8360CDW	63	\$465	↑	↑	↑	↑	↑	↑	48	16.7	2.8	22.4	8.5x14	•	•
✓ HP Color LaserJet Pro M454dn	62	\$620	↑	↑	↑	↑	↑	↑	53	15.0	3.4	24.5	8.5x14	•	•
Lexmark C3426dw	58	\$485	↑	↑	↑	↑	↑	↑	65	13.6	5.7	26.3	8.5x14	•	•
Brother HL-L3210CW	56	\$270	↑	↑	↑	↑	↑	↑	52	10.7	3.2	24.3	8.5x14	•	•
Brother HL-L8260CDW	56	\$410	↑	↑	↑	↑	↑	↑	45	15.0	2.8	20.8	8.5x14	•	•
Xerox C230/DNI	53	\$370	—	—	↑	↑	↑	↑	67	12.5	5.4	28.1	8.5x14	•	•
Canon Color imageCLASS LBP622Cdw	51	\$280	↑	↑	↑	↓	↑	↑	50	3.5	3.3	22.8	8.5x14	•	•
<b>REGULAR INKJET PRINTERS</b>															
Canon Pixma iP110	51	\$150	↑	↑	↑	↓	↑	↑	49	8.3	9.3	22.3	8.5x14	•	•
Epson Workforce Pro WF-7310	50	\$250	↓	↓	↑	↑	↑	↑	50	16.7	5.6	29.3	13x19	•	•
Canon Pixma TS702	50	\$135	↑	↑	↑	↑	↓	↓	44	12.5	4.9	16.1	8.5x14	•	•
Canon MegaTank Pixma G1220	49	\$190	—	—	↑	↓	↑	—	3	8.6	0.3	1.7	8.5x14	•	•
HP OfficeJet 200 Mobile	48	\$390	↑	↓	↑	↓	↑	↑	60	10.3	12.4	41.4	8.5x14	•	•
Canon Pixma TR150	47	\$230	↑	↑	↓	↓	↓	↑	50	7.7	7.9	26.7	8.5x14	•	•
Epson WorkForce WF-7210	47	\$200	↓	↓	↑	↑	↑	↓	21	12.5	1.5	10.3	11x17	•	•
Canon MegaTank Pixma G5020	46	\$250	—	—	↑	↑	↑	—	3	10.7	0.3	1.2	8.5x14	•	•
HP OfficeJet Pro 6230	45	\$170	↑	↓	↑	↑	↓	↓	46	11.1	4.6	18.9	8.5x14	•	•
Canon Pixma iX6820	44	\$225	↑	↑	↑	↑	↑	↓	59	12	3.9	19.4	13x19	•	•



**PRINTERS**

Brand + Model	Overall Score	Price	Survey Results		Test Results							Features			
			Predicted reliability	Owner satisfaction	Text quality	Text speed	Graphics quality	Maintenance ink use	Ink/toner cost per year (\$)	Text speed (ppm)	Text cost (cents)	Graphics cost (cents)	Maximum paper size	Auto-duplex printing	Individual color cartridges

**REGULAR INKJET PRINTERS** *Continued*

<b>Epson</b> Workforce Pro WF-C5210	44	\$220	⬇️	⬇️	⬇️	⬇️	⬆️	⬇️	31	12.5	2.4	13.2	8.5x14	•	
<b>HP</b> Tango	43	\$160	⬇️	⬇️	⬆️	⬇️	⬆️	⬆️	54	4.5	9.6	35.3	8.5x14		
<b>Canon</b> Pixma TS302	43	\$70	⬇️	⬇️	⬇️	⬇️	⬆️	⬆️	49	8.3	8.1	28.7	8.5x11		
<b>Canon</b> Pixma iP8720	42	\$290	⬇️	⬇️	⬆️	⬇️	⬆️	⬇️	84	11.5	5.9	23.6	13x19	•	

Brand + Model	Overall Score	Price	Survey Results		Test Results							Features			
			Predicted reliability	Owner satisfaction	Text quality	Text speed	Graphics quality	Maintenance ink use	Ink/toner cost per year (\$)	Text speed (ppm)	Text cost (cents)	Graphics cost (cents)	Maximum paper size	Auto-duplex printing	Individual color cartridges

**ALL-IN-ONE BLACK AND WHITE LASER PRINTERS**

✓ <b>Canon</b> imageCLASS MF269dw	73	\$300	⬆️	⬆️	⬆️	⬆️	⬆️	⬆️	5	27.3	1.1	10.8	8.5x14	•	NA
✓ <b>Brother</b> MFC-L5700DW	72	\$470	⬆️	⬆️	⬆️	⬆️	⬆️	⬆️	6	23.1	1.6	4.4	8.5x14	•	NA
✓ <b>Canon</b> imageCLASS MF264dw	71	\$200	⬆️	⬆️	⬆️	⬆️	⬆️	⬆️	13	20	3.3	9.1	8.5x14	•	NA
✓ <b>Brother</b> DCP-L5500DN	71	\$400	⬆️	⬆️	⬆️	⬆️	⬆️	⬆️	6	23.1	1.6	4.4	8.5x14	•	NA
✓ <b>Canon</b> imageCLASS MF267dw	71	\$250	⬆️	⬆️	⬆️	⬆️	⬆️	⬆️	9	20	2.2	6.6	8.5x14	•	NA
<b>Brother</b> MFC-L2690DW	69	\$170	⬆️	⬆️	⬆️	⬆️	⬆️	⬆️	15	16.7	3.8	16.9	8.5x14	•	NA
<b>Brother</b> HL-L2395DW	68	\$220	⬆️	⬆️	⬆️	⬆️	⬆️	⬆️	15	18.8	3.7	13.8	8.5x14	•	NA
<b>Brother</b> MFC-L2750DW	67	\$300	⬆️	⬆️	⬆️	⬆️	⬆️	⬆️	11	14.3	2.8	9.8	8.5x14	•	NA
<b>Canon</b> imageCLASS D1620	65	\$500	⬆️	⬆️	⬆️	⬆️	⬆️	⬆️	14	13	3.5	6	8.5x14	•	NA
<b>Brother</b> MFC-L2720DW	65	\$230	⬆️	⬆️	⬆️	⬆️	⬆️	⬆️	11	18.8	2.7	9	8.5x14	•	NA
<b>Brother</b> MFC-L2710DW	65	\$250	⬆️	⬆️	⬆️	⬆️	⬆️	⬆️	9	16.7	2.2	13.1	8.5x14	•	NA
<b>Canon</b> imageCLASS MF232w	65	\$100	⬆️	⬆️	⬆️	⬆️	⬆️	⬆️	13	15.8	3.2	7	8.5x14		NA
<b>HP</b> LaserJet MFP M234sdw	65	\$340	⬆️	⬆️	⬆️	⬆️	⬆️	⬆️	17	20	4.2	10.9	8.5x14	•	NA
<b>Canon</b> imageCLASS MF455dw	64	\$370	⬆️	⬆️	⬆️	⬆️	⬆️	⬆️	14	11.1	3.6	6.8	8.5x14	•	NA
<b>Canon</b> imageCLASS MF236n	64	\$210	⬆️	⬆️	⬆️	⬆️	⬆️	⬆️	12	17.6	3.1	6.2	8.5x14		NA
<b>Brother</b> DCP-L2550DW	63	\$180	⬆️	⬆️	⬆️	⬆️	⬆️	⬆️	14	17.6	3.6	13.6	8.5x14	•	NA
<b>HP</b> LaserJet Pro M227fdw	62	\$330	⬆️	⬆️	⬆️	⬆️	⬆️	⬆️	12	18.8	2.9	11.2	8.5x14	•	NA
<b>Xerox</b> B235/DNI	62	\$330	—	—	⬆️	⬆️	⬆️	⬆️	16	15	4.1	11.8	8.5x14	•	NA
<b>HP</b> LaserJet Pro MFP M428fdw	61	\$550	⬆️	⬆️	⬆️	⬆️	⬆️	⬆️	14	23.1	3.6	8.2	8.5x14	•	NA



**PRINTERS**

Brand + Model	Overall Score	Price	Survey Results		Test Results							Features			
			Predicted reliability	Owner satisfaction	Text quality	Text speed	Graphics quality	Maintenance ink use	Ink/toner cost per year (\$)	Text speed (ppm)	Text cost (cents)	Graphics cost (cents)	Maximum paper size	Auto-duplex printing	Individual color cartridges

**ALL-IN-ONE BLACK AND WHITE LASER PRINTERS** *Continued*

Lexmark MB2236adw	61	\$280	—	—	⬆️	⬆️	⬆️	⬆️	⬆️	15	20	3.8	10.5	8.5x14	•	NA	
HP LaserJet Pro M28W	60	\$140	⬆️	⬆️	⬆️	⬆️	⬆️	⬆️	⬆️	22	14.3	5.7	12.9	8.5x14		NA	
HP LaserJet Pro M29W	60	\$150	⬆️	⬆️	⬆️	⬆️	⬆️	⬆️	⬆️	22	14.3	5.7	12.9	8.5x14		NA	
HP LaserJet MFP M140we	60	\$170	⬆️	⬆️	⬆️	⬆️	⬆️	⬆️	⬆️	19	14.3	4.8	13.5	8.5x14		NA	
HP Neverstop 1202w	58	\$400	⬆️	⬆️	⬆️	⬆️	⬆️	⬆️	⬆️	2	11.1	0.6	0.8	8.5x14		NA	
Lexmark MB2236i	57	\$360	—	—	⬆️	⬆️	⬆️	⬆️	⬆️	15	18.8	3.8	10.5	8.5x14	•	NA	

**ALL-IN-ONE COLOR LASER PRINTERS**

✓ HP Color LaserJet Pro MFP M479fdw	63	\$750	⬆️	⬆️	⬆️	⬆️	⬆️	⬆️	⬆️	57	15.8	3.5	25.3	8.5x14	•	NA	NA
✓ Brother MFC-L3770CDW	63	\$500	⬆️	⬆️	⬆️	⬆️	⬆️	⬆️	⬆️	77	12	7.3	27.4	8.5x14	•	NA	NA
✓ Brother MFC-L8900CDW	61	\$650	⬆️	⬆️	⬆️	⬆️	⬆️	⬆️	⬆️	49	15.8	2.8	22.2	8.5x14	•	NA	NA
✓ Canon Color imageCLASS MF743Cdw	61	\$600	⬆️	⬆️	⬆️	⬆️	⬆️	⬆️	⬆️	52	15.8	4.2	20.4	8.5x14	•	NA	NA
Brother MFC-L3750CDW	59	\$400	⬆️	⬆️	⬆️	⬆️	⬆️	⬆️	⬆️	50	10.7	3.2	22.1	8.5x14	•	NA	NA
Canon Color imageCLASS MF644Cdw	59	\$400	⬆️	⬆️	⬆️	⬆️	⬆️	⬆️	⬆️	45	13.6	3.5	17.9	8.5x14	•	NA	NA
Canon imageCLASS MF642Cdw	59	\$400	⬆️	⬆️	⬆️	⬆️	⬆️	⬆️	⬆️	45	13.6	3.5	17.9	8.5x14	•	NA	NA
Brother MFC-L3710CW	59	\$400	⬆️	⬆️	⬆️	⬆️	⬆️	⬆️	⬆️	50	10.7	3.2	22.1	8.5x14	•	NA	NA
HP Color LaserJet Pro MFP M183fw	58	\$430	⬆️	⬆️	⬆️	⬆️	⬆️	⬆️	⬆️	50	10.7	3.4	21.4	8.5x14		NA	NA
HP Color LaserJet Pro M283fdw	57	\$550	⬆️	⬆️	⬆️	⬆️	⬆️	⬆️	⬆️	58	13.6	5.3	21	8.5x14	•	NA	NA
HP Color LaserJet Pro M182nw	56	\$430	⬆️	⬆️	⬆️	⬆️	⬆️	⬆️	⬆️	83	11.5	11.1	21.9	8.5x14		NA	NA
Xerox C235/DNI	55	\$530	—	—	⬆️	⬆️	⬆️	⬆️	⬆️	73	12	6	28.7	8.5x14	•	NA	NA
Lexmark MC3224i	53	\$455	⬆️	⬆️	⬆️	⬆️	⬆️	⬆️	⬆️	73	13	5.7	29.4	8.5x14	•	NA	NA

**ALL-IN-ONE INKJET PRINTERS**

✓ Epson EcoTank Photo ET-8500	59	\$700	⬆️	⬆️	⬆️	⬆️	⬆️	⬆️	⬆️	8	10.7	0.3	4.2	8.5x14	•	•	•
✓ Brother MFC-J895DW	56	\$140	⬆️	⬆️	⬆️	⬆️	⬆️	⬆️	⬆️	50	10.7	6.9	26.4	8.5x14	•	•	
✓ Brother MFC-J1010DW	54	\$100	⬆️	⬆️	⬆️	⬆️	⬆️	⬆️	⬆️	68	14.3	8.1	35.1	8.5x14	•	•	
Canon Pixma TS6320	53	\$130	⬆️	⬆️	⬆️	⬆️	⬆️	⬆️	⬆️	75	12.5	7.7	22.6	8.5x14	•	•	
HP OfficeJet Pro 8025e	53	\$225	⬆️	⬆️	⬆️	⬆️	⬆️	⬆️	⬆️	82	11.1	8	28.7	8.5x14	•	•	
Epson EcoTank ET-3850	53	\$420	⬆️	⬆️	⬆️	⬆️	⬆️	⬆️	⬆️	5	12	0.3	2.3	8.5x14	•	•	•
Epson EcoTank ET-4850	53	\$550	⬆️	⬆️	⬆️	⬆️	⬆️	⬆️	⬆️	5	12	0.3	2.3	8.5x14	•	•	•
Epson EcoTank ET-3830	53	\$400	⬆️	⬆️	⬆️	⬆️	⬆️	⬆️	⬆️	5	12	0.3	2.3	8.5x14	•	•	•



**PRINTERS**

Brand + Model	Overall Score	Price	Survey Results		Test Results							Features				
			Predicted reliability	Owner satisfaction	Text quality	Text speed	Graphics quality	Maintenance ink use	Ink/toner cost per year (\$)	Text speed (ppm)	Text cost (cents)	Graphics cost (cents)	Maximum paper size	Auto-duplex printing	Individual color cartridges	Refillable ink tank system
<b>HP</b> Envy Inspire 7255e	53	\$180	↓	↓	↑	↓	↑	↑	88	10.7	7.7	44.7	8.5x14	•		
<b>Canon</b> Pixma TR8620	53	\$200	↓	↓	↑	↓	↑	↓	122	10.7	13.8	34.6	8.5x14	•	•	
<b>Canon</b> Pixma TR7020a	52	\$185	↓	↓	↑	↓	↑	↑	73	9.7	9.9	34	8.5x14	•		
<b>Canon</b> Pixma TR7020	52	\$160	↓	↓	↑	↓	↑	↑	74	9.7	11.3	30.2	8.5x14	•		
<b>Brother</b> MFC-J497DW	52	\$90	↓	↓	↑	↓	↑	↑	88	10.7	5.7	53.6	8.5x14	•	•	
<b>Brother</b> MFC-J491DW	52	\$100	↓	↓	↑	↓	↑	↑	88	10.7	5.7	53.6	8.5x14	•	•	
<b>Brother</b> MFC-J1170DW	51	\$160	↓	↓	↑	↑	↓	↓	87	15.8	6.6	27.8	8.5x14	•	•	
<b>HP</b> Envy Photo 7855 AiO	51	\$250	↓	↓	↑	↓	↓	↓	147	9.4	9.2	66	8.5x14	•		
<b>Canon</b> Pixma TS6420	51	\$100	↓	↓	↑	↓	↑	↑	75	10.3	10.1	29.4	8.5x14	•		
<b>Epson</b> EcoTank ET-15000	50	\$700	↓	↑	↓	↓	↑	—	5	12.5	0.3	2.3	8.5x14	•	•	•
<b>HP</b> Envy Photo 7155	50	\$200	↓	↓	↑	↓	↑	↑	77	9.4	7.9	37.5	8.5x14	•		
<b>Epson</b> EcoTank ET-2850	50	\$350	↓	↑	↓	↓	↓	—	5	9.7	0.3	2.3	8.5x14	•	•	•
<b>HP</b> OfficeJet 250 Mobile	50	\$490	↓	↓	↑	↓	↑	↑	77	10	13	41.1	8.5x14			
<b>Epson</b> EcoTank ET-2800	49	\$230	↓	↑	↓	↓	↓	—	5	8.6	0.3	2	8.5x14		•	•
<b>Epson</b> WorkForce Pro WF-4740	48	\$300	↓	↓	↑	↓	↑	↓	43	12.5	2.2	12.4	8.5x14	•	•	
<b>Epson</b> Workforce Pro WF-7820	48	\$300	↓	↓	↑	↑	↑	↓	75	17.6	6.2	26.8	11x17	•	•	
<b>Canon</b> MegaTank Maxify GX6020	48	\$750	↓	↑	↑	↑	↑	—	6	18.8	0.5	2.7	8.5x14	•	•	•
<b>Canon</b> PIXMA TR4720	47	\$120	↓	↓	↑	↓	↑	↓	148	8.3	18.2	56.5	8.5x14	•		
<b>Canon</b> PIXMA TS9520	47	\$300	↓	↓	↓	↓	↑	↓	80	11.1	10.5	20.5	11x17	•	•	
<b>Epson</b> EcoTank Pro ET-5170	47	\$550	↓	↑	↑	↓	↓	—	8	4.8	0.4	3.8	8.5x14	•	•	•
<b>HP</b> Envy 6055e	47	\$170	↓	↓	↑	↓	↑	↑	104	9.7	13.1	52.5	8.5x11	•		
<b>Canon</b> MegaTank Maxify GX7020	47	\$750	↓	↑	↑	↑	↑	—	6	15.8	0.5	2.1	8.5x14	•	•	•
<b>Canon</b> Pixma MG3620	47	\$100	↓	↓	↓	↓	↓	↑	53	8.8	7.5	23.9	8.5x14	•		

> Digital and All Access members can find the latest, complete ratings at [CR.org/printers](https://www.crisp.com/org/printers).

**HOW WE TEST:** Overall Score combines test results with survey data for predicted reliability and owner satisfaction. Predicted reliability estimates the likelihood that newly purchased models from a given brand will develop problems or break within the first four years. Findings are based on CR's 2019 Summer and 2020 and 2021 Fall Quarterly Surveys. Owner

satisfaction reflects the proportion of CR members who are extremely likely to recommend the printer they bought. In cases where we have insufficient survey data to provide a brand-level rating, indicated by a gray dash (-), we assume the model has average reliability and satisfaction. Photo quality reflects a photo's appearance. Text quality assesses clarity and crispness of black

text. Text speed reflects how quickly the model can print text on five plain, letter-sized pages. Fourteen seconds or less is excellent; 15 to 19 seconds is very good; 20 to 28 seconds is good; 29 to 39 seconds is fair; and longer than 40 seconds is poor. Graphics quality assesses the appearance of color graphics produced by the printer, or black-and-white graphics for black-

and-white lasers. Maintenance ink use reflects the amount of extra ink used by an inkjet printer to maintain its print heads. Text speed (ppm) is our measure of how fast the printer can print pages of monochrome text. Ink cost/year (\$) is the estimated cost (in dollars) for ink or toner in a year of typical use, based on our tests and how members told us they print. Price is approximate retail.





# Routers

Wireless routers take the broadband internet connection that comes into your home via your internet service provider and then distributes it to all of your smartphones, laptops, tablets, streaming devices, and other internet-connected gadgets.



### What to Look For

Traditional wireless routers consist of a single unit that is best placed as centrally in your home as possible to ensure uniform WiFi coverage. Mesh routers are typically sold in packs of two or three. Place these beacons throughout your home to evenly spread WiFi around.

The latest WiFi standard, WiFi 6, generally delivers the fastest and most reliable performance.

### What to Skip

If your broadband needs barely extend beyond a couple simultaneous Netflix streams, you don't need to go out of your way to buy a

high-end router that promises oodles of power.

### What You'll Pay

Expect to pay around \$200 for a well-rated wireless router. You can spend a little less, especially on an older model, but that may require extra research to make sure you're getting what you need.

### BUYING ADVICE

If you live in a sprawling or multi-story home, a mesh router may be the best choice. A single-unit router should work well for smaller homes and apartments.

For more buying advice, go to [CR.org/routers](https://CR.org/routers).

Brand + Model	Overall Score	Price	Test Results								Features		
			Data security	Data privacy	Throughput near	Throughput mid-range	Throughput far	Versatility	Ease of setup	Prioritization	Ethernet cable included	Automatic firmware updates	
<b>WIRELESS ROUTERS</b>													
✓ Netgear Nighthawk AX6000 (RAX120-100NAS)	86	\$450	↑	↓	↑↑	↑↑	↑↑	↑↑	↑↑	↑↑	•	•	•
✓ Netgear Nighthawk AX8 AX6600 (RAX70-100NAS)	85	\$380	↑	↓	↑↑	↑↑	↑↑	↑↑	↑↑	•	•	•	
✓ Asus ROG Rapture AXE11000 (GT-AXE11000)	83	\$545	↑↑	↓	↑	↑↑	↑↑	↑↑	↑↑	•	•	•	
✓ Asus AX2700 (RT-AX68U)	83	\$200	↑	↓	↑	↑↑	↑↑	↑↑	↑↑	•	•	•	
✓ Netgear Nighthawk AX5400 (XR1000)	83	\$370	↑	↓	↑↑	↑↑	↑↑	↑↑	↑↑	•	•	•	
✓ Netgear Nighthawk AXE11000 (RAXE500-100NAS)	83	\$600	↑	↓	↑↑	↑↑	↑↑	↑	↑↑		•	•	
✓ Asus AC3100 (RT-AC88U)	82	\$225	↑	↓	↑	↑↑	↑↑	↑↑	↑↑	•	•		
✓ Linksys AX5400 (E9450W)	82	\$200	↑	↑	↑↑	↑↑	↑↑	↑	↑↑	•	•	•	
✓ Asus AX5400 (RT-AX82U)	81	\$220	↑	↓	↑	↑↑	↑↑	↑↑	↑↑	•	•		
✓ Asus AC2900 (RT-AC86U)	81	\$155	↑	↓	↑	↑↑	↑↑	↑↑	↑↑	•	•		
✓ Asus AX6000 (RT-AX88U)	81	\$345	↑	↓	↑	↑↑	↑↑	↑↑	↑↑	•	•	•	
✓ Linksys Hydra Pro 6 AX 5400 (MR5500)	81	\$250	↑	↑	↑↑	↑↑	↑↑	↑	↑↑	•	•	•	





**ROUTERS**

Brand + Model	Overall Score	Price	Test Results								Features		
			Data security	Data privacy	Throughput near	Throughput mid-range	Throughput far	Versatility	Ease of setup	Prioritization	Ethernet cable included	Automatic firmware updates	
<b>WIRELESS ROUTERS</b> <i>Continued</i>													
✓ Netgear Nighthawk AX4200 (RAX43)	80	\$270	↑	↓	↑	↑	↑	↑	↑	↑	•	•	•
✓ Asus AX1800 (RT-AX56U)	80	\$175	↑	↓	↑	↑	↑	↑	↑	↑	•	•	•
✓ Asus AX3000 (RT-AX58U)	80	\$180	↑	↓	↑	↑	↑	↑	↑	↑	•	•	•
✓ TP-Link Archer AX1800	80	\$80	↑	↓	↑	↑	↑	↑	↑	↑	•	•	•
✓ Netgear Nighthawk AX6 AX5400 (RAX50)	80	\$300	↑	↓	↑	↑	↑	↑	↑	↑	•	•	•
✓ TP-Link Archer AX3000	79	\$140	↑	↓	↑	↑	↑	↑	↑	↑	•	•	•
✓ Netgear Nighthawk AC1900 (R7000)	79	\$180	↑	↓	↑	↑	↑	↑	↑	↑	•	•	•
✓ Netgear Nighthawk AX4200 (RAX42-100NAS)	79	\$200	↑	↓	↑	↑	↑	↑	↑	↑	•	•	•
✓ Linksys Hydra Pro AXE6600 (RT-AX68U)	79	\$350	↑	↑	↑	↑	↑	↑	↑	↑	•	•	•
✓ TP-Link Archer AX10 AX1500	78	\$70	↑	↓	↑	↑	↑	↑	↑	↑	•	•	•
✓ Synology RT2600ac	78	\$210	↑	↑	↑	↑	↑	↑	↑	↑	•	•	•
✓ Linksys Max-Stream AX1800 (MR7350)	78	\$150	↑	↑	↑	↑	↑	↑	↑	↑	•	•	•
✓ Asus AX1800 (RT-AX55)	78	\$115	↑	↓	↑	↑	↑	↑	↑	↑	•	•	•
✓ Netgear Nighthawk AX4 (RAX35)	78	\$160	↑	↓	↑	↑	↑	↑	↑	↑	•	•	•
✓ TP-Link AX5400 (Archer AX73)	78	\$155	↑	↓	↑	↑	↑	↑	↑	↑	•	•	•
✓ Netgear Nighthawk AX2400 (RAX30-100NAS)	78	\$180	↑	↓	↑	↑	↑	↑	↑	↑	•	•	•
✓ TP-Link AX6600 (Archer AX90)	78	\$300	↑	↓	↑	↑	↑	↑	↑	↑	•	•	•
✓ Netgear Nighthawk X6S (AC4000)	78	\$160	↑	↓	↑	↑	↑	↑	↑	↑	•	•	•
✓ Asus Blue Cave (AC2600)	77	\$95	↑	↓	↑	↑	↑	↑	↑	↑	•	•	•
✓ TP-Link AX4400 (Archer AX4400)	77	\$130	↑	↓	↑	↑	↑	↑	↑	↑	•	•	•
✓ Asus AX5700 (RT-AX86S)	77	\$215	↑	↓	↑	↑	↑	↑	↑	↑	•	•	•
✓ Asus AC1750 (RT-AC65)	77	\$60	↑	↓	↑	↑	↑	↑	↑	↑	•	•	•
✓ Netgear Nighthawk AX4 LTE AX1800 (LAX20-100NAS)	76	\$275	↑	↓	↑	↑	↑	↑	↑	↑	•	•	•
✓ Linksys Max-Stream AC1900 (EA7430)	76	\$100	↓	↑	↑	↑	↑	↑	↑	↑	•	•	•
✓ Belkin AX3200	76	\$100	↑	↑	↑	↑	↑	↑	↑	↓	•	•	•
✓ Linksys Max-Stream AC1750 (EA7300)	75	\$50	↓	↑	↑	↑	↑	↑	↑	↑	•	•	•
✓ TP-Link Archer AX3000 Pro	75	\$180	↑	↓	↑	↑	↑	↑	↑	↑	•	•	•
✓ Netgear AX1800 (RAX20)	75	\$120	↑	↓	↑	↑	↑	↑	↑	↑	•	•	•
✓ Netgear AC1600 (R6260)	74	\$80	↑	↓	↑	↑	↑	↑	↑	↑	•	•	•
✓ D-Link EXO AX AX1500	74	\$70	↓	↓	↑	↑	↑	↑	↓	↑	•	•	•



**ROUTERS**

Brand + Model	Overall Score	Price	Test Results								Features		
			Data security	Data privacy	Throughput near	Throughput mid-range	Throughput far	Versatility	Ease of setup	Prioritization	Ethernet cable included	Automatic firmware updates	

**WIRELESS ROUTERS** *Continued*

✓ TP-Link Archer C7 AC1750	74	\$80	↓	↓	↑	↑	↑	↑	↑	↑	•	•	•
✓ Netgear Nighthawk AX5 5-Stream AX3600 (RAX41-100NAS)	73	\$200	↑	↓	↓	↑	↑	↑	↑	↑	•	•	•
✓ Linksys Hydra 6	73	\$150	↓	↑	↑	↑	↑	↑	↓	↑	•	•	•
✓ Netgear Nighthawk AX8 (RAX80)	73	\$395	↑	↓	↑	↑	↑	↑	↑	↑	•	•	•
✓ Linksys AC1900 (EA6900)	73	\$180	↓	↑	↑	↑	↑	↑	↑	↑	•	•	•
✓ Netgear Nighthawk Pro AX5400 (XR1000)	73	\$370	↑	↓	↑	↑	↑	↑	↑	↑	•	•	•
✓ Netgear AX3000 (RAX40-100NAS)	72	\$200	↑	↓	↑	↑	↑	↑	↑	↑	•	•	•
✓ Asus AC1900 (RT-AC68U)	71	\$105	↑	↓	↑	↑	↑	↑	↑	↑	•	•	•
✓ Netgear AC1750 (R6400)	71	\$140	↑	↓	↓	↑	↑	↑	↑	↑	•	•	•
✓ TP-Link Archer AX10000	71	\$310	↑	↓	↓	↑	↑	↑	↑	↑	•	•	•
✓ Asus AC1900 (RT-AC67P)	70	\$75	↑	↓	↓	↑	↑	↑	↑	↑	•	•	•
Linksys AC3200 (WRT3200ACM)	69	\$250	↓	↑	↑	↑	↑	↓	↑	↑	•	•	•
D-Link EXO AX1800 (DIR-X1870-US)	67	\$115	↑	↓	↓	↑	↑	↑	↓	↑	•	•	•

**MESH WIFI**

✓ Asus ZenWiFi AX Hybrid Powerline Mesh WiFi6 System (2-pack)	83	\$335	↑	↓	↑	↑	↑	↑	↑	↑	•	•	•
✓ Linksys AX3200 E8452 (2-pack)	83	\$230	↑	↑	↑	↑	↑	↑	↓	↑	•	•	•
✓ Netgear Orbi AC1200 (3-Pack)	82	\$200	↑	↓	↑	↑	↑	↑	↑	↑	•	•	•
✓ Netgear Orbi AXE10000 Quadband WiFi 6E (3-Pack)	82	\$1,300	↑	↓	↑	↑	↑	↑	↑	↑	•	•	•
✓ Google Nest WiFi (3-pack)	81	\$200	↑	↑	↑	↑	↑	↓	↑	↑	•	•	•
✓ eero Pro 6 (K010311) 3-pack	81	\$600	↑	↓	↑	↑	↑	↑	↓	↑	•	•	•
✓ Netgear Nighthawk AX1800 (3-Pack)	80	\$300	↑	↓	↑	↑	↑	↑	↑	↑	•	•	•
✓ Netgear Nighthawk AX1800 (2-Pack)	80	\$200	↑	↓	↑	↑	↑	↑	↑	↑	•	•	•
✓ TP-Link Deco W6000 AX3000 (2-pack)	80	\$150	↑	↓	↑	↑	↑	↑	↑	↑	•	•	•
✓ eero 6 (M110311) 3-pack	79	\$280	↓	↓	↑	↑	↑	↑	↓	↑	•	•	•
✓ Netgear Nighthawk AX3600 (MK83-100NAS) 3-Pack	77	\$500	↑	↓	↑	↑	↑	↑	↑	↑	•	•	•
✓ eero Home WiFi (2nd Gen) (3-pack)	77	\$200	↑	↓	↑	↑	↑	↑	↓	↑	•	•	•
✓ TP-Link Deco X60 AX3000 (3-pack)	77	\$280	↑	↓	↑	↑	↑	↑	↓	↑	•	•	•
✓ eero Pro 6E AX5400 S010211 (2-pack)	77	\$500	↓	↓	↑	↑	↑	↑	↓	↑	•	•	•
✓ Linksys Velop AX4200 (MX12600) 3-pack	76	\$580	↑	↑	↑	↑	↑	↑	↑	↑	•	•	•



**ROUTERS**

Brand + Model	Overall Score	Price	Test Results								Features		
			Data security	Data privacy	Throughput near	Throughput mid-range	Throughput far	Versatility	Ease of setup	Prioritization	Ethernet cable included	Automatic firmware updates	
<b>MESH WIFI</b> <i>Continued</i>													
✓ eero 6+ AX3000 R010211 (2-pack)	76	\$240	↑	↓	↑↑	↑↑	↑↑	↓	↑↑	•	•	•	
✓ Asus ZenWiFi AX5400 Whole Mesh System (2-pack)	74	\$325	↑	↓	↓	↑	↑↑	↑	↑↑	•	•	•	
✓ TP-Link Deco X55 AX3000 (3-pack)	73	\$250	↑	↓	↑	↑	↑↑	↑	↑	•	•	•	
✓ Linksys Atlas Max AXE8400 (MX8503) 3-pack	73	\$1,200	↑	↑	↓	↑	↑↑	↑↑	↑↑	•	•	•	
✓ Netgear Orbi AX4200 (2-pack)	73	\$440	↑	↓	↑	↑↑	↑↑	↓	↑↑	•	•	•	
✓ TP-Link Deco X90 AX6600 (2-Pack)	73	\$405	↑	↓	↑	↑	↑↑	↑	↑↑	•	•	•	
✓ TP-Link Deco W3600 AX1800 (2-pack)	73	\$130	↑	↓	↑	↑↑	↑↑	↑	↑	•	•	•	
✓ Netgear Orbi AXE11000 (3-pack)	72	\$1,500	↑	↓	↓	↑	↑↑	↑	↑↑	•	•	•	
✓ eero Pro Tri-band Mesh Network (3-pack)	72	\$450	↑	↓	↑↑	↓	↑↑	↓	↑↑	•	•	•	
✓ Netgear Orbi Pro Mini AX1800 (3-pack)	72	\$310	↑	↓	↓	↑	↑	↑	↑↑	•	•	•	
✓ TP-Link Deco Whole Home (3-pack)	72	\$150	↑	↓	↑	↑	↑	↑	↑	•	•	•	
✓ Asus ZenWiFi AX1800 XD4 (3-Pack)	71	\$130	↑	↓	↓	↑	↑↑	↑	↑↑	•	•	•	
✓ Linksys Atlas 6 MX2002 (2-pack)	71	\$280	↑	↑	↓	↑	↑↑	↑	↑↑	•	•	•	
✓ Linksys Atlas Pro AX5400 (MX5503) 3-pack	71	\$600	↑	↑	↓	↑	↑	↑	↑↑	•	•	•	
✓ Google AC1200 (GA02434-US) 3-pack	71	\$200	↑	↑	↑	↑	↑↑	↓	↑	•	•	•	
✓ TP-Link Deco X68 AX3600 (2-pack)	71	\$250	↑	↓	↑	↑↑	↑↑	↑	↑	•	•	•	
✓ Netgear Nighthawk AX3000 (3-pack)	71	\$280	↑	↓	↑	↑	↑↑	↑	↑↑	•	•	•	
TP-Link Deco AXE5300 WiFi 6E (3-Pack)	68	\$350	↑	↓	↓	↑	↑↑	↑	↑	•	•	•	
TP-Link Deco XE75 (2-pack)	68	\$300	↑	↓	↑	↓	↑↑	↑	↑	•	•	•	
D-Link Eagle Pro AI AX1500 (M15/2) 2-pack	67	\$100	↑	↓	↑↑	↑	↓	↑	↑↑	•	•	•	
Netgear Orbi AX3000 (3-pack)	67	\$450	↑	↓	↑	↑	↓	↑	↑↑	•	•	•	
Arris Surfboard mAX Plus AX7800 (W130) (2-pack)	67	\$425	↓	↓	↑↑	↑	↑↑	↓	↑	•	•	•	

> Digital and All Access members can find the latest, complete ratings at [CR.org/routers](https://www.crisil.com/routers).

**HOW WE TEST:** Overall Score is based on the performance of a device's data security protections, signal speeds, versatility, and ease of setup. **Data security** evaluates how well the device and its service provider protect personal info via authentication,

encryption, software updates, and resistance to known exploits. **Data privacy** is a measure of how the device and its service provider collect, share, and use data, and how much control the user has over the flow of that data. **Throughput** scores are based on signal

speeds at near (8 feet from router), midrange (20 feet away), and far (50 feet away) distances. **Versatility** scores are based on the number of LAN and USB ports, parental control options, and quality of tech support. **Ease of setup** is based on the availability of status

LEDs, guest network options, and WiFi-protected setup, and the simplicity of the mobile app or web browser-based activation process. **Price** is approximate retail.



# Smartphones

Smartphones are do-it-all companions for texting, email, and social networking, along with playing music, taking photos and video, and directing us with GPS. Today, consumers have more good options than ever.

### What to Look For

- The phone's operating system. Both Apple's iOS and Google's Android are good. For most people, it comes down to personal preference.
- A display large enough for viewing web pages, maps, and videos but not so big that it makes the phone difficult to handle comfortably.

### What to Skip

- Extra storage space. Some phones are available with very large storage options, such as 512GB or even 1TB of space. 128GB or 256GB of storage would be suitable for most people unless they take a lot of videos on their phone.

### What You'll Pay

- The two-year contract price with subsidy is largely a thing of the past. You can either pay full retail up front (often \$800 or more for premium phones) or make installment payments over time, generally about \$15 to \$40 per month for two years.

### BUYING ADVICE

Make sure you can read the phone's display in bright sunlight, especially for texting and web surfing.

For more buying advice, go to [CR.org](https://www.crisil.com)/smartphones.

Brand + Model	Overall Score	Price	Survey Results		Test Results									
			Predicted reliability	Owner satisfaction	Camera: Rear image quality	Camera: Rear 1080p video quality	Camera: Selfie image quality	Battery and charging	Display	Durability	Performance	Ease of use	Calling	
✓ Apple iPhone 13 Pro Max	84	\$1,100	↑↑	↑↑	↑	↑	↑	↑	↑	↑	↑	↑	↑	↑
✓ Apple iPhone 13 Pro	83	\$1,000	↑↑	↑↑	↑	↑	↑	↑	↑	↑	↑	↑	↑	↑
✓ Samsung Galaxy S21 Ultra 5G	82	\$1,200	↑↑	↑↑	↑	↑	↑	↑	↑	↑	↑	↑	↑	↑
✓ Samsung Galaxy S22 Ultra 5G (128G)	81	\$1,200	↑↑	↑↑	↑	↑	↑	↓	↑	↑	↑	↑	↑	↑
✓ Samsung Galaxy S21+ 5G	81	\$1,000	↑↑	↑↑	↑	↑	↑	↑	↑	↑	↑	↑	↑	↑
✓ Apple iPhone 13	80	\$700	↑↑	↑↑	↑	↑	↑	↑	↑	↑	↑	↑	↑	↑
✓ OnePlus 10 Pro 5G	80	\$870	↑↑	↑↑	↑	↑	↑	↑	↑	↑	↑	↑	↑	↑
✓ Samsung Galaxy S22+ 5G (128G)	80	\$1,000	↑↑	↑↑	↑	↑	↑	↓	↑	↑	↑	↑	↑	↑
✓ Samsung Galaxy S21 5G	79	\$850	↑↑	↑↑	↑	↑	↑	↓	↑	↑	↑	↑	↑	↑
✓ Samsung Galaxy S22 5G (128G)	79	\$800	↑↑	↑↑	↑	↑	↑	↓	↑	↑	↑	↑	↑	↑
✓ OnePlus 10T 5G	79	\$750	↑↑	↑↑	↑	↓	↓	↑	↑	↑	↑	↑	↑	↑
✓ Apple iPhone 13 mini	79	\$600	↑↑	↑↑	↑	↑	↑	↓	↑	↑	↑	↑	↑	↓
✓ OnePlus 9 Pro	78	\$700	↑↑	↑↑	↑	↓	↑	↑	↑	↑	↑	↑	↑	↑
✓ Samsung Galaxy Z Fold3 5G	76	\$1,800	↑↑	↑↑	↑	↑	↑	↓	↑	↑	↑	↑	↑	↑



SMARTPHONES

Brand + Model	Overall Score	Price	Survey Results		Test Results									
			Predicted reliability	Owner satisfaction	Camera: Rear image quality	Camera: Rear 1080p video quality	Camera: Selfie image quality	Battery and charging	Display	Durability	Performance	Ease of use	Calling	
✔️ <b>OnePlus 9</b>	76	\$500	⬆️	⬆️	⬆️	⬇️	⬇️	⬆️	⬆️	⬆️	⬆️	⬆️	⬆️	⬆️
✔️ <b>Samsung Galaxy S21 FE 5G</b>	76	\$700	⬆️	⬆️	⬆️	⬆️	⬆️	⬆️	⬆️	⬆️	⬆️	⬆️	⬆️	⬆️
✔️ <b>Samsung Galaxy Z Flip3 5G</b>	76	\$1,000	⬆️	⬆️	⬆️	⬆️	⬆️	⬆️	⬆️	⬆️	⬆️	⬆️	⬆️	⬆️
✔️ <b>Apple iPhone SE 2022</b>	75	\$430	⬆️	⬆️	⬆️	⬆️	⬆️	⬆️	⬆️	⬆️	⬆️	⬆️	⬆️	⬆️
✔️ <b>Apple iPhone 12</b>	75	\$600	⬆️	⬆️	⬆️	⬆️	⬆️	⬆️	⬆️	⬆️	⬆️	⬆️	⬆️	⬆️
✔️ <b>Google Pixel 6</b>	75	\$600	⬆️	⬆️	⬆️	⬆️	⬆️	⬆️	⬆️	⬆️	⬆️	⬆️	⬆️	⬆️
✔️ <b>Google Pixel 6 Pro</b>	74	\$900	⬆️	⬆️	⬆️	⬆️	⬆️	⬆️	⬆️	⬆️	⬆️	⬆️	⬆️	⬆️
✔️ <b>Samsung Galaxy A52 5G</b>	74	\$500	⬆️	⬆️	⬇️	⬇️	⬆️	⬆️	⬆️	⬆️	⬆️	⬆️	⬆️	⬆️
✔️ <b>Google Pixel 6a</b>	72	\$450	⬆️	⬆️	⬆️	⬆️	⬆️	⬆️	⬆️	⬆️	⬆️	⬆️	⬆️	⬆️
✔️ <b>Samsung Galaxy A53 5G</b>	71	\$450	⬆️	⬆️	⬆️	⬆️	⬆️	⬆️	⬆️	⬆️	⬆️	⬆️	⬆️	⬆️
✔️ <b>Sony Xperia 1 III</b>	71	\$920	⬆️	⬇️	⬆️	⬆️	⬆️	⬆️	⬆️	⬆️	⬆️	⬆️	⬆️	⬆️
✔️ <b>Samsung Galaxy A42 5G</b>	70	\$400	⬆️	⬆️	⬇️	⬇️	⬆️	⬆️	⬆️	⬆️	⬆️	⬆️	⬆️	⬆️
✔️ <b>Sony Xperia 5 III</b>	70	\$800	⬆️	⬇️	⬆️	⬆️	⬆️	⬆️	⬆️	⬆️	⬆️	⬆️	⬆️	⬆️
✔️ <b>Motorola Edge+ (2022)</b>	68	\$680	⬆️	⬆️	⬆️	⬆️	⬆️	⬆️	⬆️	⬆️	⬆️	⬆️	⬆️	⬆️
<b>OnePlus Nord N200 5G</b>	65	\$240	⬆️	⬆️	⬆️	⬆️	⬆️	⬆️	⬆️	⬆️	⬆️	⬆️	⬆️	⬆️
<b>Samsung Galaxy A32 5G</b>	65	\$280	⬆️	⬆️	⬆️	⬆️	⬆️	⬆️	⬆️	⬆️	⬆️	⬆️	⬆️	⬆️
<b>Samsung Galaxy A13</b>	63	\$190	⬆️	⬆️	⬆️	⬆️	⬆️	⬆️	⬆️	⬆️	⬆️	⬆️	⬆️	⬆️
<b>Motorola Moto G Stylus 5G</b>	61	\$400	⬆️	⬆️	⬆️	⬆️	⬆️	⬆️	⬆️	⬆️	⬆️	⬆️	⬆️	⬆️
<b>Nokia XR20</b>	60	\$550	⬆️	⬇️	⬆️	⬆️	⬆️	⬆️	⬆️	⬆️	⬆️	⬆️	⬆️	⬆️
<b>Motorola Edge</b>	60	\$300	⬆️	⬆️	⬆️	⬆️	⬆️	⬆️	⬆️	⬆️	⬆️	⬆️	⬆️	⬆️
<b>Motorola One 5G Ace</b>	59	\$310	⬆️	⬆️	⬆️	⬆️	⬆️	⬆️	⬆️	⬆️	⬆️	⬆️	⬆️	⬆️
<b>Motorola Moto g stylus (2021)</b>	58	\$200	⬆️	⬆️	⬆️	⬆️	⬆️	⬆️	⬆️	⬆️	⬆️	⬆️	⬆️	⬆️
<b>Motorola Moto G Stylus</b>	57	\$220	⬆️	⬆️	⬆️	⬆️	⬆️	⬆️	⬆️	⬆️	⬆️	⬆️	⬆️	⬆️
<b>Nokia G50</b>	55	\$300	⬆️	⬇️	⬆️	⬆️	⬆️	⬆️	⬆️	⬆️	⬆️	⬆️	⬆️	⬆️
<b>Motorola Moto G 5G</b>	54	\$400	⬆️	⬆️	⬆️	⬆️	⬆️	⬆️	⬆️	⬆️	⬆️	⬆️	⬆️	⬆️
<b>Motorola Moto g power (2021)</b>	54	\$200	⬆️	⬆️	⬆️	⬆️	⬆️	⬆️	⬆️	⬆️	⬆️	⬆️	⬆️	⬆️

> Digital and All Access members can find the latest, complete ratings at [CR.org/smartphones](https://CR.org/smartphones).

**HOW WE TEST:** Overall Score combines test results with survey data for predicted reliability and owner satisfaction. **Battery and charging** represents tests under nominal cell-network signals, including battery consumption performing tasks that involve voice, data, display, and other factors. **Charging** represents battery tests of time to charge from empty, fast charging for 15 minutes, wireless

charging capability, and if the phone comes with a fast charger, wireless charger and replaceable battery. All phones are set to the same brightness level for the entire test. **Camera: rear image quality** tests still-image quality using the rear facing (main) camera. It is based on objective and subjective judgments of test images, which includes evaluating resolution, dynamic range, color accuracy, and

visual noise. **Camera: rear 1080 video quality** is based on the judgments of trained panelists who viewed recorded video images shot at the highest quality setting available (1080p max.) in multiple lighting conditions. **Camera: selfie-image quality** tests still-image quality using the front facing (selfie) camera. (See Camera: Rear Image Quality for complete description.) **Display** rates the overall

quality of the display, including its color, clarity, off-angle viewing, and touch-responsiveness. **Ease of use** includes subjective and objective ratings of the convenience of using the menu, web browser, camera, testing, buttons, and unlocking the phone via a finger and facial recognition. **Price** is the lowest approximate retail cost for the smallest capacity available when purchased without a contract or an agreement.



# Smart Speakers

Sure, smart speakers can play music or tell you the weather, but increasingly these versatile devices are functioning as the hub of a connected home because they can also control other smart products like lights, or your thermostat.



## What to Look For

- A speaker that's compatible with smart home devices that you own or plan to buy in the future.
- Versatility and ease of use are important because a smart speaker's requests are handled by cloud-based servers, so there's little difference in basic

- performance between the cheapest and most expensive models.
- Sound quality should be a deciding factor because most people still use their smart speakers to listen to music.
- A smart speaker with a screen can be handy, but even models with touchscreens are designed

primarily to be voice-controlled.

## What to Skip

- Expensive models that don't feature exceptional sound.

## What You'll Pay

- Prices range from less than \$50 to as much as \$400.

## BUYING ADVICE

For better sound quality, consider using Bluetooth to pair a budget smart speaker with a non-smart wireless speaker that sounds great.

For more buying advice, go to [CR.org/smart-speakers](https://www.crisp.org/smart-speakers).

Brand + Model	Overall Score	Price	Test Results			Features	
			Sound quality	Versatility	Ease of use	Adjustable tone settings	Optional multi-room sharing
✓ Amazon Echo Studio	68	\$200	↑	↑↑	↑	•	•
✓ Sonos Move	68	\$320	↑	↑	↑	•	•
✓ Amazon Echo Show 10	67	\$255	↓	↑	↑↑	•	•
✓ Amazon 2 Echo (4th Gen) w/ Echo Sub	67	\$330	↓	↑↑	↑	•	•
✓ Bose Home Speaker 500	65	\$350	↑	↑	↑↑	•	•
✓ Amazon Echo (4th Gen)	65	\$75	↓	↑↑	↑	•	•
✓ Amazon Echo Show 8	65	\$110	↓	↑↑	↑	•	•
✓ Bose Home Speaker 300	65	\$200	↑	↑	↑	•	•
✓ Bose Portable Home	65	\$350	↑	↑	↑	•	•
✓ Amazon Echo Show 8 (2nd Gen)	64	\$100	↓	↑	↑↑	•	•
✓ Sonos One (Gen 2)	64	\$220	↑	↓	↑	•	•
✓ Apple HomePod	63	\$300	↑	↓	↑	•	•
✓ Google Nest Hub Max	63	\$180	↓	↑	↑	•	•
✓ Google Nest Audio	63	\$100	↓	↑	↑	•	•



**SMART SPEAKERS**

Brand + Model	Overall Score	Price	Test Results			Features	
			Sound quality	Versatility	Ease of use	Adjustable tone settings	Optional multi-room sharing
✓ Marshall Uxbridge Voice	62	\$200	I	I	U	•	•
✓ Marshall Stanmore II Voice	60	\$350	I	I	U	•	•
✓ JBL Link Music	60	\$60	I	I	U		•
✓ Belkin Soundform Elite	59	\$200	I	I	U		•
✓ Bowers & Wilkins Zeppelin	59	\$800	U	I	I	•	•
✓ Bang & Olufsen Beosound A1 (2nd Gen)	57	\$220	I	U	U	•	
✓ Amazon Echo Show 15	56	\$250	D	U	U	•	•
JBL Link Portable	54	\$120	I	I	U		•
Sonos Roam	54	\$145	I	U	U	•	•
Google Nest Hub (2nd Gen)	54	\$100	D	U	U	•	•
Amazon Echo Dot (4th Gen)	53	\$25	D	U	U	•	•
Facebook Portal+ 14"	53	\$300	I	U	U	•	•
Amazon Echo Dot (3rd Gen)	53	\$25	D	U	U	•	•
Facebook Portal+	53	\$280	I	I	U		
Facebook Portal Go	52	\$200	I	I	U	•	•
JBL Link 10	50	\$100	D	I	U		•
iHome AV14	50	\$100	D	I	U	•	
Facebook Portal Mini	50	\$120	D	I	U		
Apple HomePod Mini	50	\$100	D	I	U		•
Amazon Echo Show 5 (2nd Gen)	49	\$50	D	U	U	•	•
Solis SO-2000	49	\$150	D	U	U		•
Lenovo Smart Display 8"	48	\$220	D	I	U		
Lenovo Smart Clock 2 w/ Wireless Charging Dock	45	\$90	D	U	U		•
Google Nest Mini (2nd Gen)	44	\$35	D	U	U	•	•
Lenovo Smart Clock Essential	44	\$50	D	U	U	•	•
Lenovo Smart Clock	42	\$60	D	U	U		•
Naxa NAS-5001	39	\$60	D	I	U		•
iLive Platinum Concierge	38	\$80	D	I	U		•

> Digital and All Access members can find the latest, complete ratings at [CR.org/smartspeakers](https://CR.org/smartspeakers).

**HOW WE TEST:** Overall Score is based on the results of all our tests. Sound quality measures a speaker's ability

to reproduce music in a real-world environment. Ease of use measures how difficult it was to set up a speaker

and how intuitively it functioned in everyday use. Versatility tallies the useful features of each model. Price

is most frequent or approximate price in retail.





# Smartwatches

Smartwatches are great for keeping tabs on everything from your daily step count, heart rate, and workout stats to your incoming e-mails and text messages. They even tell the time! Here's how to find the right smartwatch for you.



## What to Look For

- Make sure to pick a model that's compatible with your smartphone. Some models work with a variety of phones, but Apple Watches only work with iPhones, and Samsung smartwatches work best with that company's phones.
- Some models focus on sports and fitness, while

others have a wider variety of apps to choose from.

- Most smartwatches are at least somewhat water-resistant, but only certain models can handle a dip in the pool or a deeper dive.

## What to Skip

- If you're into fitness, go with a sports-focused

smartwatch. Some dressier models have limited fitness features and may not be suitable for wearing on a run or at the gym.

## What You'll Pay

- Expect to pay about \$200 for a basic model and up to \$650 for a fully featured one.

## BUYING ADVICE

This can range from one day to as long as 10 days, depending not only on the watch's battery but also on how you use the watch.

For more buying advice, go to [CR.org/smartwatches](http://CR.org/smartwatches).

Brand + Model	Overall Score	Price	Test Results									
			Ease of interaction	Ease of pairing	Readability in bright light	Readability in low light	Step count accuracy	Scratch test	Water resistance test	Heart-rate monitor accuracy	Versatility	
✓ Apple Watch Series 6 (40mm) Steel case GPS + Cellular	88	\$650	↑	↑	↑	↑	↑	↑	↑	↑	↑	↑
✓ Apple Watch SE (40mm) GPS + Cellular	87	\$325	↑	↑	↑	↑	↑	↑	↑	↑	↑	↑
✓ Apple Watch Series 7 GPS + Cellular (41mm)	87	\$500	↑	↑	↑	↑	↓	↑	↑	↑	↑	↑
✓ Apple Watch Series 6 (40mm) Aluminum case GPS	87	\$390	↑	↑	↑	↑	↑	↑	↑	↑	↑	↑
✓ Samsung Galaxy Watch4 Classic LTE (46mm)	87	\$430	↑	↑	↑	↑	↑	↑	↑	↑	↑	↑
✓ Apple Watch SE (40mm) GPS	86	\$255	↑	↑	↑	↑	↑	↑	↑	↑	↑	↑
✓ Apple Watch Series 7 GPS (45mm)	86	\$430	↑	↑	↑	↑	↓	↑	↑	↑	↑	↑
✓ Garmin Venu 2 Plus (43mm)	84	\$450	↑	↑	↑	↑	↑	↑	↑	↑	↑	↑
✓ Samsung Galaxy Watch4 (44mm)	84	\$240	↑	↑	↑	↑	↑	↑	↑	↑	↑	↑
✓ Citizen CZ Smart	84	\$295	↑	↑	↑	↑	↑	↑	↑	↑	↑	↑
✓ Samsung Galaxy Watch4 Classic (46mm)	83	\$380	↑	↑	↑	↑	↑	↑	↑	↑	↓	↑
✓ Garmin Forerunner 745	82	\$500	↑	↑	↑	↑	↑	↑	↑	↑	↑	↑
✓ Fossil Gen 6 (44mm)	82	\$230	↑	↑	↑	↑	↑	↑	↑	↑	↓	↑
✓ Samsung Galaxy Watch4 LTE (44mm)	82	\$305	↑	↑	↑	↑	↑	↑	↑	↑	↓	↑



SMARTWATCHES

Brand + Model	Overall Score	Price	Test Results									
			Ease of interaction	Ease of pairing	Readability in bright light	Readability in low light	Step count accuracy	Scratch test	Water resistance test	Heart-rate monitor accuracy	Versatility	
✓ Samsung Galaxy Watch3 (41mm)	81	\$370	↑	↑	↑	↑	↓	↑	↑	↑	↑	
✓ Michael Kors Gen 6 Bradshaw	81	\$350	↑	↑	↑	↑	↑	↑	↑	↑	↑	
✓ Fitbit Versa 3	81	\$230	↑	↑	↑	↑	↑	↑	↑	↑	↑	
✓ Garmin Venu	81	\$350	↑	↑	↑	↑	↑	↑	↑	↑	↑	
✓ Amazfit GTR 2	81	\$170	↑	↑	↑	↑	↑	↑	↑	↓	↑	
✓ Fitbit Sense	80	\$280	↑	↑	↑	↑	↑	↑	↑	↑	↑	
✓ Fossil Carlyle HR Gen 5	80	\$295	↑	↑	↓	↑	↑	↑	↑	↑	↑	
✓ Garmin Vivoactive 4	80	\$320	↑	↑	↑	↑	↑	↑	↑	↓	↑	
✓ Amazfit GTR 3	80	\$130	↑	↑	↑	↑	↑	↑	↑	↑	↑	
✓ Fossil Gen 5E (42mm)	79	\$230	↑	↑	↑	↑	↑	↑	↑	↑	↑	
✓ Fitbit Versa 2	79	\$125	↑	↑	↑	↑	↑	↑	↑	↑	↑	
✓ Garmin Venu 2 (45mm)	79	\$350	↑	↑	↑	↑	↑	↑	↑	↓	↑	
✓ OnePlus Watch	78	\$150	↑	↑	↑	↑	↓	↑	↑	↑	↑	
✓ Garmin Instinct 2 Solar (45mm)	77	\$450	↑	↑	↑	↑	↑	↑	↑	↑	↑	
✓ Polar Grit X Pro	77	\$410	↑	↑	↑	↑	↓	↑	↑	↑	↑	
✓ Garmin Venu Sq Music	77	\$205	↑	↑	↑	↑	↑	↑	↑	↓	↑	
✓ Motorola Moto 360 (3rd Gen)	75	\$200	↑	↑	↑	↑	↑	↑	↑	↑	↑	
✓ Garmin Instinct	75	\$220	↑	↑	↑	↑	↑	↑	↑	↓	↑	
✓ Mobvoi Ticwatch E3	75	\$200	↑	↑	↑	↑	↑	↑	↑	↑	↑	
✓ Suunto 9 Baro	74	\$600	↑	↑	↑	↑	↓	↑	↑	↓	↑	
Garmin Forerunner 945 Music	71	\$600	↑	↑	↑	↑	↑	↑	↑	↓	↑	
Garmin Vivoactive 3	70	\$145	↑	↑	↓	↓	↑	↑	↑	↑	↑	
3Plus Vibe Pro	68	\$90	↑	↑	↑	↑	↓	↓	↑	↓	↑	
Amazfit GTS 2e	66	\$120	↓	↑	↓	↑	↑	↑	↑	↓	↑	
Fossil Hybrid HR (42mm)	63	\$175	↑	↑	↑	↑	↑	↑	↑	↑	↓	
Amazfit GTS 3	63	\$180	↑	↑	↑	↑	↓	↑	↑	↓	↓	
Citizen CZ Hybrid	62	\$300	↑	↑	↑	↑	↑	↑	↑	↑	↓	
Amazfit GTR 3 Pro	61	\$230	↑	↑	↑	↑	↑	↑	↑	↓	↓	
Garmin Lily	61	\$230	↓	↑	↓	↑	↑	↑	↑	↓	↓	
3Plus Vibe Plus	60	\$50	↓	↑	↓	↑	↑	↓	↑	↓	↓	

HOW WE TEST: Overall Score is based on the results of all our tests. Ease of use is a composite score of ease of interaction, pairing, connecting to charger, mobile compatibility, and readability of the display in bright light and low light. Ease of interaction is

the ease of accessing core functions, performing key tasks, such as accessing messages, calendars, alarms, etc.; interacting with the device menu and app interface; taking activity measurements; reading results from the display; and responsiveness of

touchscreen or other control interaction methods. Ease of pairing is an assessment of the steps necessary for pairing the smartwatch with another device for the first time. Heart-rate monitor accuracy measures how accurately the smart watch measured

our testers' actual heart rate. Step count accuracy measures how accurately the smartwatch counted our testers' actual steps. Price is approximate retail.



# Streaming Media Devices

Binge-watching TV shows has become an all-American pastime. Streaming devices are an ideal solution for those who don't have a smart TV, or who want better performance or services not available on their TV.



### What to Look For

- 4K With HDR. All the major streaming player brands now offer 4K models that support high dynamic range (HDR) content, which can produce brighter, more colorful images with TVs that support it.
- Voice control. More players now have remote controls with built-in microphones that let you search for shows and

movies by saying its name.

- Dual-band WiFi. Many models have two frequency bands, so they can send video on the one with more bandwidth.

### What to Skip

- We advise skipping models that only support HD-quality video, even if you don't have a 4K set now (we do have

ratings for HD models on the next page). You won't save much, and you'll miss features such as HDR capability.

### What You'll Pay


- A 4K streaming player costs anywhere from \$30 to more than \$100.

### BUYING ADVICE

We prefer devices with universal search capability, which can search across multiple services to find shows, without favoring one service over another.

For more buying advice, go to [CR.org/streaming-media](https://www.crisp.org/streaming-media).

Brand + Model	Overall Score	Price	Test Results					Features			
			Picture quality	Ease of use	Features	Data privacy	Data security	Built-in voice search	Screen mirroring	Support network sharing	Supports Dolby Atmos
<b>4K STREAMING MEDIA DEVICES</b>											
✓ NVIDIA Shield TV Pro	82	\$200	↑	↑	↑	↓	↓	•	•	•	•
✓ NVIDIA SHIELD TV	77	\$150	↑	↑	↑	↓	↓	•	•	•	•
✓ Roku Ultra (2022)	73	\$100	↑	↑	↑	↓	↓	•	•	•	•
✓ Roku Streaming Stick 4K+	73	\$70	↑	↑	↑	↓	↓	•	•	•	•
✓ Amazon Fire TV Stick 4K Max	73	\$55	↑	↓	↑	↓	↓	•	•	•	•
✓ Amazon Fire TV Cube (2nd Gen)	70	\$120	↑	↓	↑	↓	↓	•	•	•	•
✓ Amazon Fire TV Stick 4K	69	\$50	↑	↓	↑	↓	↓	•	•	•	•
✓ Roku Streaming Stick 4K	68	\$50	↑	↑	↑	↓	↓	•	•	•	•
✓ Google Chromecast with Google TV	67	\$50	↑	↓	↑	↓	↑	•	•	•	•
✓ Apple TV 4K (32GB, 2021)	66	\$180	↑	↓	↑	↓	↑	•	•	•	•
✓ Roku Express 4K+	65	\$40	↑	↑	↑	↓	↓	•	•	•	•

 **STREAMING MEDIA DEVICES**

Brand + Model	Overall Score	Price	Test Results					Features			
			Picture quality	Ease of use	Features	Data privacy	Data security	Built-in voice search	Screen mirroring	Support network sharing	Supports Dolby Atmos
<b>4K STREAMING MEDIA DEVICES</b> <i>Continued</i>											
✓ <b>TiVo Stream 4K</b>	62	\$40	↑	↓	↑	↓	↓	•	•	•	•
<b>Onn Android TV UHD Streaming Device</b>	53	\$20	↑	↓	↓	↓	↑	•	•		
<b>Anker NEBULA 4K Streaming Dongle</b>	53	\$60	↑	↓	↓	↓	↓	•	•		
<b>Roku Premiere</b>	49	\$35	↑	↓	↓	↓	↓		•	•	
<b>HD STREAMING MEDIA DEVICES</b>											
✓ <b>Amazon Fire TV Stick (3rd Gen)</b>	69	\$40	↑	↑	↑	↓	↓	•	•		•
✓ <b>Amazon Fire TV Stick Lite with Alexa Voice Remote Lite</b>	64	\$30	↑	↓	↑	↓	↓	•	•	•	•
<b>Onn FHD Streaming Stick</b>	55	\$15	↑	↓	↑	↓	↓	•	•		
<b>Roku Express</b>	44	\$25	↑	↓	↓	↓	↓		•	•	
<b>Google Chromecast (3rd generation)</b>	43	\$30	↑	↓	↓	↓	↑		•	•	
<span style="color: green;">&gt;</span> Digital and All Access members can find the latest, complete ratings at <a href="https://www.cer.org/streamingmedia">CR.org/streamingmedia</a> .											

**HOW WE TEST:** Overall Score is based on the results of all our tests. **Picture quality** includes image clarity, color

accuracy, and contrast of streaming video. **Ease of use** reflects how easy the device is to use on a daily basis.

**Features** includes factors like the number of streaming services supported and digital assistant support,

gaming controller support, wireless audio and video casting/mirroring support, etc. **Price** is approximate retail.



# Tablets

Lightweight and highly portable, tablets are made to be carried wherever you go. They're great for reading a book, checking your email, watching your favorite shows, and much more. Most have 7- to 10-inch screens, but larger models are available as well.



### What to Look For

- A 10-inch screen for web surfing, watching video, and gaming; a 7-inch screen for portability; or an 11- or 12-inch screen and detachable keyboard for work (but watch the weight if you plan to travel with your tablet).
- Excellent scores for performance (see ratings

below) if you want to play graphics-heavy games.

- The same operating system as your phone or laptop if you want to sync across devices.

### What to Skip

- A 4G or 5G model, unless you need to use it when you're not on WiFi and will pay for a wireless plan.

### What You'll Pay

- At least \$250 for a good 10-inch Android tablet with 32 gigabytes of storage and WiFi-only access. An equivalent iPad costs \$330. Some smaller Android tablets that we rate Very Good start at less than \$200.

### BUYING ADVICE

Amazon makes some great inexpensive tablets, but know that they're incompatible with many popular apps.

For more buying advice, go to [CR.org/tablets](https://CR.org/tablets).

Brand + Model	Overall Score	Price	Survey Results		Test Results					Features						
			Predicted reliability	Owner satisfaction	Performance	Display	Convenience	Specific tasks	Photo and video	Versatility	Screen size (in.)	Battery life, web (hr.)	Weight (lb.)	Memory-card reader		
<b>8-INCH SCREEN AND SMALLER TABLETS</b>																
✓ Apple iPad Mini (5G, 64GB)-2021	89	\$400	↑	↑	↑	↑	↑	↑	↑	↑	8.3	10.7	0.6			
✓ Apple iPad Mini (64GB)-2021	89	\$400	↑	↑	↑	↑	↑	↑	↑	↓	8.3	10.7	0.6			
✓ Samsung Tab Active 3	79	\$600	↑	↑	↑	↑	↑	↑	↑	↑	8.0	9.4	0.9	•		
✓ Amazon Fire HD 8	69	\$90	↑	↓	↓	↓	↑	↑	↓	↑	8.0	15.8	0.8	•		
✓ Amazon Fire HD 8 Plus	69	\$110	↑	↓	↓	↓	↑	↑	↓	↑	8.0	13.9	0.8	•		
Onn Tablet Pro 8	67	\$90	–	–	↑	↓	↑	↑	↓	↑	8.0	12.5	0.8	•		
Lenovo Tab M7 Gen 3	66	\$110	↓	↓	↑	↓	↑	↑	↓	↑	7.0	14.0	0.5	•		
Amazon Fire 7 (16GB) - 2019	65	\$50	↑	↓	↓	↓	↑	↑	↓	↑	6.9	8.8	0.6	•		
Amazon Fire Kids Edition (16GB)	58	\$100	↑	↓	↓	↓	↑	↑	↓	↓	6.9	8.4	0.8	•		
<b>9-INCH SCREEN AND LARGER TABLETS</b>																
✓ Apple iPad Pro 11 (128GB) - 2021	89	\$750	↑	↑	↑	↑	↑	↑	↑	↓	11.0	14.1	1.0			
✓ Apple iPad Pro 11 (5G, 128GB) - 2021	89	\$900	↑	↑	↑	↑	↑	↑	↑	↑	11.0	10.9	1.0			
✓ Apple iPad Pro 12.9 (5G, 128GB) - 2021	89	\$1,200	↑	↑	↑	↑	↑	↑	↑	↑	12.9	10.9	1.5			



TABLETS

Brand + Model	Overall Score	Price	Survey Results		Test Results					Features				
			Predicted reliability	Owner satisfaction	Performance	Display	Convenience	Specific tasks	Photo and video	Versatility	Screen size (in.)	Battery life, web (hr.)	Weight (lb.)	Memory-card reader
<b>9-INCH SCREEN AND LARGER TABLETS</b> <i>Continued</i>														
✓ Apple iPad Pro 12.9 (128GB) - 2021	89	\$1,000	↑	↑	↑	↑	↑	↑	↑	↓	12.9	10.9	1.5	
✓ Apple iPad (64GB)-2021	87	\$330	↑	↑	↑	↑	↑	↑	↑	↓	10.2	11.3	1.1	
✓ Apple iPad Air (64GB)-2022	85	\$600	↑	↑	↑	↑	↑	↑	↑	↓	10.9	6.9	1.0	
✓ Apple iPad Air (WiFi, 4GB, 64GB) - 2022	85	\$750	↑	↑	↑	↑	↑	↑	↑	↓	10.9	6.9	1.0	
✓ Samsung Galaxy Tab S8 (128GB, WiFi)	84	\$700	↑	↑	↑	↑	↑	↑	↑	↑	11.0	13.5	1.1	•
✓ Samsung Galaxy Tab S7	82	\$630	↑	↑	↑	↑	↑	↑	↑	↑	11.0	13.0	1.1	•
✓ Samsung Galaxy Tab S8+ (5G, 128GB)	82	\$1,280	↑	↑	↑	↑	↑	↑	↑	↑	12.4	7.3	1.3	•
✓ Samsung Galaxy Tab S8 Ultra (128GB, WiFi)	81	\$1,300	↑	↑	↑	↑	↑	↑	↑	↑	14.6	7.7	1.6	•
✓ Samsung Galaxy Tab S7 Plus 5G	81	\$990	↑	↑	↑	↑	↑	↑	↑	↑	12.4	7.4	1.3	•
✓ Samsung Galaxy Tab S7 Plus	80	\$680	↑	↑	↑	↑	↑	↑	↑	↑	12.4	7.9	1.3	•
✓ Samsung Galaxy Tab S6 (128GB) WiFi	80	\$350	↑	↑	↑	↑	↑	↑	↑	↑	10.5	8.3	0.9	•
✓ Samsung Galaxy Tab S6 Lite (128GB) WiFi	80	\$330	↑	↑	↑	↑	↑	↑	↑	↑	10.4	12.2	1.0	•
✓ Samsung Galaxy Tab S6 Lite	79	\$300	↑	↑	↑	↑	↑	↑	↑	↑	10.4	10.9	1.0	•
✓ Lenovo Yoga Tab 13	76	\$400	↓	↓	↑	↑	↑	↑	↑	↑	13.0	14.4	1.8	•
Lenovo Yoga Tab 11	74	\$270	↓	↓	↑	↑	↑	↑	↓	↑	10.9	13.5	1.4	•
Amazon Fire HD 10 32GB (2021)	71	\$150	↑	↓	↑	↓	↑	↑	↓	↓	10.0	14.8	1.0	•
Lenovo Tab M10 Plus	71	\$230	↓	↓	↑	↑	↑	↑	↓	↑	10.6	15.0	1.0	•
Amazon Fire HD10 Plus 32GB	71	\$180	↑	↓	↓	↓	↑	↑	↓	↓	10.0	16.5	1.0	•
Lenovo Tab P11 (WiFi only)	71	\$230	↓	↓	↑	↑	↑	↑	↓	↑	10.9	11.2	1.1	•
Lenovo Tab P11 Plus	70	\$280	↓	↓	↑	↑	↑	↑	↓	↑	11.0	10.0	1.1	•
Samsung Galaxy Tab A 2019	68	\$160	↑	↑	↑	↑	↑	↑	↓	↑	10.1	11.1	1.0	•
Lenovo Ideapad Duet Chromebook	67	\$280	↓	↓	↑	↑	↑	↑	↓	↓	10.1	12.6	1.0	•
Lenovo Yoga Smart Tab with Google Assistant (64GB)	67	\$210	↓	↓	↑	↑	↑	↑	↓	↑	10.0	10.7	1.2	•
TCL Tab 10S	67	\$170	-	-	↑	↓	↑	↑	↓	↑	10.0	16.1	1.1	•
Onn Tablet Pro 10.1	66	\$130	-	-	↑	↓	↑	↑	↓	↑	10.0	8.8	1.1	•

> Digital and All Access members can find the latest, complete ratings at [CR.org/tablets](https://www.crbuyingguide.com/tablets).

**HOW WE TEST:** Overall Score combines test results with survey data for predicted reliability and owner satisfaction. **Predicted reliability** estimates the likelihood that newly purchased models from a given brand will develop problems or break within the first three years. **Owner satisfaction** reflects the proportion of CR members who are extremely likely to recommend the tablet they bought. In cases where

we have insufficient survey data to provide a brand-level rating, indicated by a gray dash [-], we assume the model has average reliability and satisfaction. **Performance** rates the speed of actions and visual smoothness when running apps with complex graphics. **Display** is the quality of the screen, including color, viewing angle, brightness and outdoor readability. **Convenience** rates the ease of using the buttons, key-board, and

touchscreen, or interacting with apps. **Specific tasks** is based on the ease of performing a variety of scenarios, including reading books, playing media, and using email and the Web, as well as the quality of produced photos and videos. **Photo and video quality** assesses the photos taken from the front and rear cameras, and videos taken from the rear (main) camera, based on evaluations of items such as

color accuracy, visual noise, and video sound quality, as viewed on and off the tablet. Features such as autofocus, flash, and available resolution are also taken into account. **Versatility** is the presence of useful features, such as ports, and quality of the build. **Price** is approximate retail.



# TVs

Most larger-sized sets are now 4K models with high dynamic range (HDR) capability, which can display greater contrast and a wider range of colors. Most are also smart TVs with access to streaming online content.



### What to Look For

- A 4K set with high ratings for HDR and HDR picture quality.
- A larger-sized set as your main TV, since 65-inch models are now less expensive.
- A 1080p model if you're buying a smaller TV, say 32 inches, since you won't see the extra detail of 4K UHD at that size.
- A set with satisfying built-in

sound, unless you'll be adding a soundbar speaker.

### What to Skip

- An 8K set, since they're still pricey and there's no native 8K content.
- Costly HDMI cables. Premium high-speed cables that support all features you get with 4K TVs are fine, except for

runs longer than 8 to 10 feet. And an extended warranty, since TVs from major brands have been very reliable.

### What You'll Pay

- As little as \$300 for a 55-inch 4K set; 65-inch 4K models now start around \$450. Top-performing larger-sized TVs still cost \$2,000 and up.

### BUYING ADVICE

Ask if the retailer offers a 30-day price-match, which protects you if the price drops after you buy. Prices can fluctuate widely at certain times of year.

For more buying advice, go to [CR.org/tvs](https://CR.org/tvs).

Brand + Model	Overall Score	Price	Survey Results		Test Results								
			Predicted reliability	Owner satisfaction	HD picture quality	UHD picture quality	HDR	Viewing angle	Motion blur	Sound quality	Versatility	Data privacy	Data security
<b>70-INCH AND LARGER TVs</b>													
✓ LG OLED77G2PUA	86	\$3,800	↑	↑	↑	↑	↑	↑	↑	↑	↑	↓	↑
✓ Sony XR-77A80J	85	\$2,900	↑	↑	↑	↑	↑	↑	↑	↑	↑	↓	↑
✓ LG OLED77C1PUB	84	\$3,000	↑	↑	↑	↑	↑	↑	↑	↑	↑	↓	↑
✓ LG OLED77G1PUA	84	\$3,000	↑	↑	↑	↑	↑	↑	↑	↑	↑	↓	↑
✓ Samsung QN75QN90A	82	\$2,565	↑	↑	↑	↑	↑	↑	↑	↑	↑	↓	↑
✓ LG OLED77B1PUA	81	\$3,500	↑	↑	↑	↑	↓	↑	↑	↑	↑	↓	↑
✓ Samsung QN75QN85B	80	\$2,200	↑	↑	↑	↑	↑	↑	↑	↑	↑	↓	↑
✓ LG OLED77A1UA	79	\$2,300	↑	↑	↑	↑	↓	↑	↓	↑	↑	↓	↑
✓ LG OLED77B2PUA	79	\$2,690	↑	↑	↑	↑	↓	↑	↑	↑	↑	↓	↑
✓ Samsung QN75QN90B	79	\$2,800	↑	↑	↑	↑	↑	↑	↑	↑	↑	↓	↑
✓ Samsung QN75Q80B	76	\$1,800	↑	↑	↑	↑	↑	↓	↑	↑	↑	↓	↑
✓ Sony XR-75X90J	75	\$2,100	↑	↑	↑	↑	↑	↓	↑	↑	↑	↓	↑
✓ LG 75QNED99UPA	73	\$3,000	↑	↑	↑	↑	↑	↑	↑	↑	↑	↓	↑
✓ LG 75NANO90UPA	69	\$1,550	↑	↑	↑	↑	↓	↑	↑	↑	↑	↓	↑





**TVs**

Brand + Model	Overall Score	Price	Survey Results		Test Results								
			Predicted reliability	Owner satisfaction	HD picture quality	UHD picture quality	HDR	Viewing angle	Motion blur	Sound quality	Versatility	Data privacy	Data security
<b>70-INCH AND LARGER TVs</b> <i>Continued</i>													
Samsung QN75Q70A	69	\$1,600	↑	↑	↑	↑	↓	↓	↑	↓	↑	↓	↑
Samsung QN70Q60A	68	\$1,100	↑	↑	↑	↑	↓	↓	↓	↓	↑	↓	↑
Samsung QN75LS03B	68	\$2,600	↑	↑	↑	↑	↓	↓	↑	↓	↑	↓	↑
Samsung QN75Q7DA	68	\$1,595	↑	↑	↑	↑	↓	↓	↑	↓	↑	↓	↑
TCL 75R635	67	\$1,450	↓	↑	↑	↑	↑	↓	↑	↑	↓	↓	↑
LG 82UP8770PUA	67	\$1,225	↑	↑	↑	↑	↓	↓	↑	↑	↑	↓	↑
Samsung UN75TU7000	67	\$800	↑	↑	↑	↑	↓	↓	↓	↑	↑	↓	↑
LG 75NANO80UPA	65	\$1,000	↑	↑	↓	↓	↓	↑	↓	↑	↑	↓	↑
Samsung QN75Q60B	65	\$1,100	↑	↑	↑	↑	↓	↓	↓	↓	↑	↓	↑
LG 70UQ9000PUD	64	\$695	↑	↑	↑	↑	↓	↓	↓	↑	↑	↓	↑
LG 70NANO75UPA	64	\$700	↑	↑	↑	↑	↓	↓	↓	↑	↑	↓	↑
LG 75UP7670PUB	64	\$675	↑	↑	↑	↑	↓	↓	↓	↑	↓	↓	↑
LG 70UP7070PUE	64	\$600	↑	↑	↑	↑	↓	↓	↓	↑	↓	↓	↑
Sony KD75X80CK	64	\$1,100	↑	↑	↓	↓	↓	↑	↓	↑	↑	↓	↑
Sony KD75X80K	62	\$1,100	↑	↑	↓	↓	↓	↑	↓	↓	↑	↓	↑
TCL 75S535	62	\$1,000	↓	↑	↑	↑	↓	↓	↓	↑	↑	↓	↑
Vizio P75Q9-J01	62	\$1,400	↓	↓	↑	↑	↓	↑	↑	↓	↓	↓	↓
<b>65-INCH TVs</b>													
✓ Samsung QN65S95B	86	\$2,100	↑	↑	↑	↑	↑	↑	↑	↑	↑	↓	↑
✓ Sony XR-65A90J	86	\$3,000	↑	↑	↑	↑	↑	↑	↑	↑	↑	↓	↑
✓ LG OLED65G2PUA	85	\$2,500	↑	↑	↑	↑	↑	↑	↑	↑	↑	↓	↑
✓ LG OLED65C2PUA	85	\$1,900	↑	↑	↑	↑	↑	↑	↑	↑	↑	↓	↑
✓ LG OLED65C2AUA	84	\$1,900	↑	↑	↑	↑	↑	↑	↑	↑	↑	↓	↑
✓ Sony XBR-65A8H	84	\$1,685	↑	↑	↑	↑	↑	↑	↑	↓	↑	↓	↑
✓ Sony XR-65A80J	84	\$2,000	↑	↑	↑	↑	↓	↑	↑	↑	↑	↓	↑
✓ LG OLED65C1PUB	84	\$1,440	↑	↑	↑	↑	↑	↑	↑	↑	↑	↓	↑
✓ Samsung QN65QN90B	84	\$1,800	↑	↑	↑	↑	↑	↑	↑	↑	↑	↓	↑
✓ Sony XR-65A80CJ	84	\$1,500	↑	↑	↑	↑	↓	↑	↑	↑	↑	↓	↑
✓ LG OLED65C1AUB	83	\$1,600	↑	↑	↑	↑	↑	↑	↑	↑	↑	↓	↑
✓ Samsung QN65QN90A	82	\$1,700	↑	↑	↑	↑	↑	↑	↑	↑	↑	↓	↑
✓ Sony XR-65A80K	81	\$1,800	↑	↑	↑	↑	↓	↑	↑	↑	↑	↓	↑
✓ Samsung QN65QN9DA	81	\$1,430	↑	↑	↑	↑	↑	↑	↑	↑	↑	↓	↑



TVs

Brand + Model	Overall Score	Price	Survey Results		Test Results								
			Predicted reliability	Owner satisfaction	HD picture quality	UHD picture quality	HDR	Viewing angle	Motion blur	Sound quality	Versatility	Data privacy	Data security
<b>65-INCH TVs</b> <i>Continued</i>													
✓ LG OLED65A2PUA	80	\$1,500	↑	↑	↑	↑	↓	↑	↓	↑	↑	↓	↑
✓ Samsung QN65QN90BD	80	\$1,850	↑	↑	↑	↑	↑	↑	↑	↑	↑	↓	↑
✓ Samsung QN65QN85BD	80	\$1,595	↑	↑	↑	↑	↑	↑	↑	↑	↑	↓	↑
✓ Samsung QN65QN85B	79	\$1,600	↑	↑	↑	↑	↑	↑	↑	↑	↑	↓	↑
✓ Samsung QN65QN95B	79	\$2,500	↑	↑	↑	↑	↑	↑	↑	↑	↑	↓	↑
✓ LG OLED65B2PUA	79	\$1,800	↑	↑	↑	↑	↓	↑	↑	↑	↑	↓	↑
✓ Sony XR-65X95K	78	\$2,300	↑	↑	↑	↑	↑	↑	↑	↑	↑	↓	↑
✓ Samsung QN65QN800B	78	\$2,790	↑	↑	↑	↑	↑	↓	↑	↑	↑	↓	↑
✓ Samsung QN65Q80BD	76	\$1,200	↑	↑	↑	↑	↑	↑	↑	↑	↑	↓	↑
✓ Samsung QN65Q80B	75	\$1,200	↑	↑	↑	↑	↑	↑	↑	↑	↑	↓	↑
✓ LG 65QNED85UQA	75	\$1,300	↑	↑	↑	↑	↑	↑	↑	↑	↑	↓	↑
✓ Samsung QN65Q8DA	75	\$1,000	↑	↑	↑	↑	↓	↑	↑	↑	↑	↓	↑
✓ Sony XR-65X95J	74	\$1,500	↑	↑	↑	↑	↓	↓	↑	↑	↑	↓	↑
✓ Samsung QN65Q80A	74	\$1,475	↑	↑	↑	↑	↑	↑	↑	↑	↑	↓	↑
✓ Sony XR-65X90K	73	\$1,200	↑	↑	↑	↑	↑	↓	↑	↑	↑	↓	↑
✓ Sony XR-65X90CJ	72	\$1,200	↑	↑	↑	↑	↑	↓	↓	↓	↑	↓	↑
✓ LG 65NANO90UPA	71	\$900	↑	↑	↑	↑	↑	↑	↑	↑	↑	↓	↑
✓ Samsung QN65Q70A	71	\$1,000	↑	↑	↑	↑	↓	↓	↑	↓	↑	↓	↑
✓ Samsung QN65Q7DA	70	\$1,000	↑	↑	↑	↑	↑	↓	↑	↓	↑	↓	↑
Vizio OLED65-H1	69	\$1,550	↓	↓	↑	↑	↓	↑	↑	↑	↑	↓	↑
Samsung QN65LS03B	69	\$1,600	↑	↑	↑	↑	↓	↓	↑	↓	↑	↓	↑
Hisense 65U8H	68	\$1,265	↓	↓	↑	↑	↑	↓	↑	↑	↑	↓	↑
Hisense 65U8G	67	\$900	↓	↓	↑	↑	↑	↓	↓	↑	↑	↓	↑
Samsung QN65Q60BD	67	\$850	↑	↑	↑	↑	↓	↓	↓	↓	↑	↓	↑
Sony KD65X85K	66	\$1,000	↑	↑	↑	↑	↓	↓	↑	↓	↑	↓	↑
Samsung QN65Q60B	65	\$1,300	↑	↑	↑	↑	↓	↓	↓	↓	↑	↓	↑
Sony KD65X85J	65	\$900	↑	↑	↑	↑	↓	↓	↑	↓	↑	↓	↑
Hisense 65U7G	65	\$900	↓	↓	↑	↑	↓	↓	↑	↓	↑	↓	↑
TCL 65R646	64	\$800	↓	↑	↑	↑	↓	↓	↑	↑	↑	↓	↑
Samsung UN65TU8300	64	\$665	↑	↑	↑	↑	↓	↓	↓	↓	↑	↓	↑
Samsung UN65TU700D	64	\$500	↑	↑	↑	↑	↓	↓	↓	↑	↑	↓	↑
TCL 65R635	64	\$1,065	↓	↑	↑	↑	↑	↓	↓	↑	↓	↓	↑



TVs

Brand + Model	Overall Score	Price	Survey Results		Test Results								
			Predicted reliability	Owner satisfaction	HD picture quality	UHD picture quality	HDR	Viewing angle	Motion blur	Sound quality	Versatility	Data privacy	Data security
<b>65-INCH TVs</b> <i>Continued</i>													
LG 65QNED80UQA	64	\$900	↑	↑	↓	↓	↓	↑	↑	↑	↑	↓	↑
TCL 65R648	63	\$2,000	↓	↑	↑	↑	↓	↓	↑	↑	↑	↓	↓
LG 65NANO80UPA	62	\$830	↑	↑	↓	↓	↓	↑	↓	↑	↑	↓	↑
Samsung UN65TU7000	62	\$500	↑	↑	↑	↑	↓	↓	↓	↓	↑	↓	↑
<b>55- TO 60-INCH TVs</b>													
✓ Samsung QN55S95B	87	\$1,700	↑	↑	↑	↑	↑	↑	↑	↑	↑	↓	↑
✓ LG OLED55C2PUA	86	\$1,500	↑	↑	↑	↑	↑	↑	↑	↑	↑	↓	↑
✓ LG OLED55G1PUA	85	\$1,510	↑	↑	↑	↑	↑	↑	↑	↑	↑	↓	↑
✓ Sony XR-55A90J	85	\$2,000	↑	↑	↑	↑	↑	↑	↑	↑	↑	↓	↑
✓ Sony XR-55A95K	85	\$3,000	↑	↑	↑	↑	↑	↑	↑	↑	↑	↓	↑
✓ LG OLED55C1PUB	84	\$1,300	↑	↑	↑	↑	↑	↑	↑	↑	↑	↓	↑
✓ LG OLED55C2AUA	84	\$1,500	↑	↑	↑	↑	↑	↑	↑	↑	↑	↓	↑
✓ Samsung QN55QN90B	83	\$1,500	↑	↑	↑	↑	↑	↑	↑	↑	↑	↓	↑
✓ LG OLED55A1AUA	81	\$950	↑	↑	↑	↑	↓	↑	↓	↑	↑	↓	↑
✓ Samsung QN55QN90A	81	\$1,400	↑	↑	↑	↑	↑	↑	↑	↑	↑	↓	↑
✓ Sony XR-55A80K	81	\$1,500	↑	↑	↑	↑	↓	↑	↑	↑	↑	↓	↑
✓ LG OLED55B2PUA	80	\$1,300	↑	↑	↑	↑	↓	↑	↑	↑	↑	↓	↑
✓ Samsung QN55QN85A	80	\$1,075	↑	↑	↑	↑	↑	↑	↑	↑	↑	↓	↑
✓ LG OLED55A1PUA	80	\$1,300	↑	↑	↑	↑	↓	↑	↓	↑	↑	↓	↑
✓ LG OLED55A2AUA	79	\$900	↑	↑	↑	↑	↓	↑	↓	↑	↑	↓	↑
✓ Samsung QN55QN85B	79	\$1,300	↑	↑	↑	↑	↑	↑	↑	↓	↑	↓	↑
✓ LG OLED55A2PUA	79	\$895	↑	↑	↑	↑	↓	↑	↓	↑	↑	↓	↑
✓ Samsung QN55Q80B	78	\$1,200	↑	↑	↑	↑	↑	↑	↑	↑	↑	↓	↑
✓ Samsung QN55QN95B	78	\$2,000	↑	↑	↑	↑	↑	↑	↑	↓	↑	↓	↑
✓ Samsung QN55QN85BD	78	\$1,230	↑	↑	↑	↑	↑	↑	↑	↓	↑	↓	↑
✓ Samsung QN55Q80A	77	\$1,055	↑	↑	↑	↑	↑	↑	↑	↑	↑	↓	↑
✓ Samsung QN55Q8DA	77	\$850	↑	↑	↑	↑	↑	↑	↑	↑	↑	↓	↑
✓ LG 55QNED85UQA	77	\$800	↑	↑	↑	↑	↑	↑	↑	↑	↑	↓	↑
✓ LG 55QNED85AQA	76	\$1,100	↑	↑	↑	↑	↑	↑	↑	↑	↑	↓	↑
✓ Samsung QN55Q80BD	76	\$1,000	↑	↑	↑	↑	↑	↑	↑	↑	↑	↓	↑
✓ LG 55NANO90UPA	74	\$800	↑	↑	↑	↑	↑	↑	↑	↑	↑	↓	↑
✓ Sony XR-55X90K	72	\$1,100	↑	↑	↑	↑	↑	↓	↓	↓	↑	↓	↑



**TVs**

Brand + Model	Overall Score	Price	Survey Results		Test Results								
			Predicted reliability	Owner satisfaction	HD picture quality	UHD picture quality	HDR	Viewing angle	Motion blur	Sound quality	Versatility	Data privacy	Data security
<b>55- TO 60-INCH TVs</b> <i>Continued</i>													
✓ Samsung QN60Q60A	72	\$900	↑	↑	↑	↑	↓	↓	↓	↑	↑	↓	↑
✓ Sony XR-55X90J	72	\$1,000	↑	↑	↑	↑	↑	↓	↑	↓	↑	↓	↑
✓ Samsung UN55TU8300	71	\$530	↑	↑	↑	↑	↓	↓	↓	↑	↑	↓	↑
✓ Samsung QN55Q7DA	70	\$800	↑	↑	↑	↑	↓	↓	↑	↓	↑	↓	↑
✓ Samsung QN55Q70A	70	\$800	↑	↑	↑	↑	↓	↓	↑	↓	↑	↓	↑
Samsung QN55Q60A	69	\$700	↑	↑	↑	↑	↓	↓	↓	↓	↑	↓	↑
LG 55QNED80UQA	69	\$845	↑	↑	↑	↑	↓	↑	↓	↓	↑	↓	↑
Samsung QN55LS03B	69	\$1,300	↑	↑	↑	↑	↓	↓	↑	↓	↑	↓	↑
Samsung QN60Q6DA	69	\$650	↑	↑	↑	↑	↓	↓	↓	↓	↑	↓	↑
Samsung QN55Q60B	66	\$700	↑	↑	↑	↑	↓	↓	↓	↓	↑	↓	↑
TCL 55R635	66	\$775	↓	↑	↑	↑	↑	↓	↑	↑	↓	↓	↑
Samsung QN60Q60B	66	\$900	↑	↑	↑	↑	↓	↓	↓	↓	↑	↓	↑
Samsung QN55Q60BD	65	\$700	↑	↑	↑	↑	↓	↓	↓	↓	↑	↓	↑
Samsung UN55TU700D	64	\$400	↑	↑	↑	↑	↓	↓	↓	↓	↑	↓	↑
Sony KD55X85K	64	\$800	↑	↑	↑	↑	↓	↓	↑	↓	↑	↓	↑
Sony XBR-55X81CH	62	\$500	↑	↑	↓	↓	↓	↑	↓	↓	↑	↓	↑
Hisense 55U7G	62	\$850	↓	↓	↑	↑	↓	↓	↑	↓	↑	↓	↑
LG 55UP8000PUA	62	\$440	↑	↑	↓	↓	↓	↑	↓	↑	↑	↓	↑
<b>46- TO 52-INCH TVs</b>													
✓ LG OLED48C1PUB	85	\$1,200	↑	↑	↑	↑	↑	↑	↑	↑	↑	↓	↑
✓ LG OLED48C1AUB	84	\$900	↑	↑	↑	↑	↑	↑	↑	↑	↑	↓	↑
✓ LG OLED48A1PUA	80	\$800	↑	↑	↑	↑	↓	↑	↓	↑	↑	↓	↑
✓ Sony XBR-48A9S	78	\$800	↑	↑	↑	↑	↓	↑	↓	↓	↑	↓	↑
✓ Samsung QN50QN90A	78	\$1,175	↑	↑	↑	↑	↑	↓	↑	↑	↑	↓	↑
✓ Sony XR-48A90K	78	\$1,000	↑	↑	↑	↑	↓	↑	↑	↓	↑	↓	↑
✓ Samsung QN50QN90B	76	\$1,400	↑	↑	↑	↑	↑	↓	↑	↑	↑	↓	↑
✓ Sony XR-50X90J	74	\$1,000	↑	↑	↑	↑	↓	↓	↑	↑	↑	↓	↑
✓ Samsung QN50Q80B	70	\$915	↑	↑	↑	↑	↑	↓	↓	↑	↑	↓	↑
✓ LG 50UP8000PUA	69	\$350	↑	↑	↑	↑	↓	↓	↓	↑	↑	↓	↑
✓ LG 50NANO75UPA	67	\$500	↑	↑	↑	↑	↓	↓	↓	↑	↑	↓	↑
✓ Sony KD50X80K	67	\$580	↑	↑	↑	↑	↓	↓	↓	↓	↑	↓	↑
Samsung QN50Q60B	64	\$630	↑	↑	↑	↑	↓	↓	↓	↓	↑	↓	↑



TVs

Brand + Model	Overall Score	Price	Survey Results		Test Results								
			Predicted reliability	Owner satisfaction	HD picture quality	UHD picture quality	HDR	Viewing angle	Motion blur	Sound quality	Versatility	Data privacy	Data security
<b>46- TO 52-INCH TVs</b> <i>Continued</i>													
LG 50NANO75UQA	63	\$500	↑	↑	↑	↑	↓	↓	↓	↓	↑	↓	↑
LG 50UP7670PUC	63	\$300	↑	↑	↑	↑	↓	↓	↓	↑	↓	↓	↑
<b>39- TO 43-INCH TVs</b>													
✓ LG OLED42C2PUA	79	\$1,250	↑	↑	↑	↑	↑	↑	↑	↓	↑	↓	↑
✓ Samsung QN43QN90B	71	\$1,100	↑	↑	↑	↑	↑	↓	↑	↓	↑	↓	↑
✓ Samsung QN43Q60A	67	\$550	↑	↑	↑	↑	↓	↓	↓	↓	↑	↓	↑
✓ Sony KD43X85K	66	\$650	↑	↑	↑	↑	↓	↓	↑	↓	↑	↓	↑
✓ Samsung QN43LS01T	66	\$830	↑	↑	↑	↑	↓	↑	↓	↑	↑	↓	↑
✓ Sony KD43X80J	66	\$400	↑	↑	↑	↑	↓	↑	↓	↓	↑	↓	↑
✓ Samsung UN40N5200	66	\$240	↑	↑	↑	NA	NA	↓	↓	↓	↓	↓	↑
✓ Samsung QN43LS03B	65	\$895	↑	↑	↑	↑	↓	↓	↓	↓	↑	↓	↑
✓ LG 43NANO75UQA	64	\$430	↑	↑	↑	↑	↓	↓	↓	↓	↑	↓	↑
✓ LG 43UP8000PUA	63	\$410	↑	↑	↓	↑	↓	↑	↓	↑	↑	↓	↑
✓ LG 43NANO75UPA	63	\$410	↑	↑	↑	↑	↓	↓	↓	↓	↑	↓	↑
✓ Samsung QN43Q60B	63	\$550	↑	↑	↑	↑	↓	↓	↓	↓	↑	↓	↑
✓ Sony KD43X80K	62	\$530	↑	↑	↓	↓	↓	↑	↓	↓	↑	↓	↑
<b>32-INCH TVs</b>													
✓ Samsung UN32N5300	65	\$230	↑	↑	↑	NA	NA	↑	↓	↓	↓	↓	↑
✓ Sony KD32W830K	62	\$370	↑	↑	↑	NA	NA	↑	↓	↓	↓	↓	↑
✓ Samsung UN32M4500	62	\$180	↑	↑	↑	NA	NA	↓	↓	↓	↓	↓	↑
<b>28-INCH AND SMALLER TVs</b>													
✓ LG 24LM530S-PU	58	\$155	↑	↑	↑	NA	NA	↓	↓	↓	↓	↓	↑
✓ LG 24LF454B	58	\$150	↑	↑	↑	NA	NA	↓	↓	↓	↓	NA	NA
✓ LG 24LM520S-WU	58	\$160	↑	↑	↑	NA	NA	↓	↓	↓	↓	↓	↑

➤ Digital and All Access members can find the latest, complete ratings at [CR.org/tvs](https://CR.org/tvs).

**HOW WE TEST:** Overall Score combines test results and survey data. **Predicted reliability** reflects the likelihood that a TV will have problems in the first five years of ownership. **Owner satisfaction** is based on the proportion of members who are extremely likely to recommend their TV. Findings are from CR's 2019, 2020, and 2021 Summer Quarterly Surveys. **HD picture quality** assesses detail, color accuracy, and contrast

using signals from special test patterns and videos, via an HDMI input, after the TV is adjusted using standard picture controls. **UHD picture quality** is evaluated similarly, using non-HDR 4K UHD content. (HDR content is tested separately.) **HDR**—high dynamic range—indicates how effectively the TV can reproduce the enhanced quality of HDR content. Very effective HDR can also reproduce fine gradations of shadow

detail from black to white, and display a wider range of colors. Ineffective HDR presents images that are no better than regular standard dynamic range (SDR) TVs. **Viewing angle** evaluates picture quality for clarity and color accuracy at various horizontal and vertical viewing angles. **Sound quality** is measured from the set's built-in speakers with subjective listening and test gear. We listen for overall clarity of sound, depth

of bass, volume levels and audible distortion. **Motion blur** evaluates how well the display can present a blur-free image during motion scenes. **Versatility** indicates features that increase a TV's utilities or capabilities. Scores for **Data privacy** and **Data security** are a measure of how the TV and its service providers collect, share, use, and protect your data. **Price** is approximate retail.



# Wireless Speakers

Wireless speakers use Bluetooth and/or WiFi connectivity to let you stream your favorite tunes without a collection of separate components or a tangle of cables, making them a great choice for listening around the house—or outside.



### What to Look For

- A home model, which usually requires AC power and often connects via Bluetooth and/or your home network via a robust WiFi connection, can usually fill a decent-size room with sound without distortion.
- A portable model with a rechargeable battery and Bluetooth pairing to your

- smartphone, for streaming music while you're on the go.
- A water-resistant portable model is great for outdoor use, and can travel from your deck to the beach.
- Sound quality is what separates top speakers from lesser models; that's why our testers weigh it most heavily in our ratings.

- A USB port will let you charge a phone or tablet.

### What to Skip

- Portable models with limited battery life that will restrict their use.

### What You'll Pay

- Prices range from less than \$100 to more than \$400.

### BUYING ADVICE

If you buy online, check the return policy so that you can exchange it if you're not happy with the sound quality.

For more buying advice, go to [CR.org/wireless-speakers](https://www.cr.org/wireless-speakers).

Brand + Model	Overall Score	Price	Test Results			Features		
			Sound quality	Ease of use	Versatility	Optional multi-room sharing	Adjustable tone settings	Updatable software/firmware
<b>HOME MODELS</b>								
✓ Edifier S1000MKII	75	\$400	↑	↑	↓	NA	•	
✓ Edifier S1000DB	74	\$350	↑	↑	↓	NA	•	
✓ Sonos Five	74	\$550	↑	↑	↑	•	•	•
✓ Edifier R2000DB	73	\$330	↑	↑	↓		•	
✓ Edifier S2000MKIII	72	\$550	↑	↑	↓	NA	•	
✓ AirPulse A100	70	\$1,000	↑	↑	↑	NA	•	
✓ Denon Home 250	69	\$500	↑	↑	↑	•	•	•
✓ Denon Home 350	69	\$700	↑	↑	↑	•	•	•
✓ Denon Home 150	66	\$250	↑	↑	↑	•	•	•
✓ Sonos One SL	64	\$200	↑	↑	↑	•	•	•
✓ Audio Pro C10 MKII	64	\$450	↑	↑	↑	•	•	•
✓ Bowers & Wilkins Formation Wedge	61	\$1,000	↑	↑	↑	•	•	•
✓ Ikea Symfonisk Bookshelf (gen 2)	61	\$120	↑	↑	↑	•	•	•



**WIRELESS SPEAKERS**

Brand + Model	Overall Score	Price	Test Results			Features		
			Sound quality	Ease of use	Versatility	Optional multi-room sharing	Adjustable tone settings	Updatable software/firmware
<b>PORTABLE MODELS</b>								
✔ Ultimate Ears Hyperboom	63	\$450	↑	↓	↑	NA	•	•
✔ Audio Pro T3+	60	\$230	↓	↑	↓			
✔ JBL Xtreme 3	60	\$380	↓	↑	↓			•
✔ JBL Boombox 2	60	\$500	↓	↑	↓	NA		•
✔ Harman Kardon Onyx Studio 7	60	\$180	↓	↑	↓			•
✔ Sony XG300	60	\$350	↓	↑	↑		•	•
✔ Harman Kardon Onyx Studio 6	60	\$480	↓	↑	↓	NA		•
✔ Anker SoundCore Rave Neo	60	\$140	↓	↑	↑	NA	•	•
✔ JBL Partybox 110	60	\$300	↓	↑	↑		•	•
✔ Bose SoundLink Color II	60	\$130	↓	↑	↓			•
✔ JBL Xtreme 2	59	\$350	↓	↑	↓			•
✔ JBL Charge 4	58	\$145	↓	↑	↓	NA		•
✔ Bose SoundLink Revolve II	57	\$220	↓	↑	↓			•
✔ Bose SoundLink Revolve+ II	57	\$330	↓	↑	↓			•
✔ Bose SoundLink Revolve	57	\$230	↓	↑	↓			•
✔ Bose SoundLink Revolve+	57	\$330	↓	↑	↓			•
✔ Anker SoundCore Rave PartyCast	57	\$180	↓	↑	↑	NA	•	•
✔ Sony SRS-XB23	56	\$90	↓	↑	↓	NA	•	
✔ JBL Flip 5	56	\$100	↓	↑	↓			•
✔ JBL PartyBox On-The-Go	56	\$315	↓	↓	↓			
✔ Sony XE300	56	\$200	↓	↑	↓		•	•
✔ JBL Charge 5	56	\$180	↓	↑	↓			•
✔ Ultimate Ears Megaboom 3	55	\$150	↓	↓	↓		•	•
✔ JBL Flip 6	55	\$130	↓	↑	↓		•	•
✔ Bose SoundLink Flex	55	\$150	↓	↑	↓			•
✔ Ion-Audio Sport XL	54	\$200	↓	↑	↑		•	
✔ Marshall Emberton	54	\$150	↓	↓	↓	NA		

> Digital and All Access members can find the latest, complete ratings at [CR.org/wireless-speakers](https://www.crguide.com/wireless-speakers).

**HOW WE TEST:** Overall Score is based on the results of all our tests. Sound

quality measures tonal accuracy and ability to reproduce fine sonic detail.

Ease of use refers to setup and use of controls. Versatility is based on useful

features. Price is approximate retail.





# AUTOS



## Standout Models by Category

Of all the recent cars, minivans, SUVs, and pickup trucks that we've tested at our 327-acre test track in central Connecticut, these are the top-scoring models across the most popular categories.

### CARS



Nissan Leaf

#### COMPACT ELECTRICS/HYBRIDS

\$25,000-\$44,000

**Best EVs**  
Nissan Leaf

**Best Hybrids/  
Plug-In Hybrid**  
Toyota Prius  
Toyota Prius Prime  
Hyundai Elantra  
Hybrid  
Toyota Corolla  
Hybrid



Hyundai Venue

#### SMALL HATCHBACKS

\$16,000-\$25,000

**Best Overall**  
Hyundai Venue  
Nissan Kicks



Nissan Sentra

#### SMALL SEDANS

\$17,000-\$25,000

**Best Overall**  
Subaru Impreza  
Nissan Sentra  
Hyundai Elantra  
Volkswagen Jetta  
Toyota Corolla  
Honda Civic  
Mazda3



Toyota Camry Hybrid

#### MIDSIZED SEDANS

\$25,000-\$35,000

**Best Overall**  
Honda Accord  
Subaru Legacy  
Toyota Camry  
Hyundai Sonata  
Kia K5  
Nissan Altima

**Fuel-Efficient**  
Honda Accord  
Hybrid  
Toyota Camry  
Hybrid  
Hyundai Sonata  
Hybrid



Chrysler 300

#### LARGE SEDANS

\$35,000-\$45,000

**Best Overall**  
Chrysler 300  
Dodge Charger  
Nissan Maxima



Audi A4

#### LUXURY SEDANS

\$30,000-\$115,000

**Best Compact**  
Infiniti Q50  
Audi A4  
Volkswagen Arteon  
BMW 3 Series  
Tesla Model 3  
Audi A3  
Acura Integra  
Acura TLX  
Genesis G70  
BMW 2 Series  
Gran Coupe

Lexus IS  
Kia Stinger

**Best Midsize  
& Large**  
Audi A6  
BMW 5 Series  
Lexus ES  
Audi A8



**STANDOUT MODELS**

**SUVS**



Subaru Forester

**SMALL**

\$25,000-\$40,000

**Best Overall**

Subaru Forester  
Hyundai Tucson  
Subaru Crosstrek  
Mazda CX-50  
Ford Bronco Sport  
Mazda CX-5  
Nissan Rogue Sport  
Chevrolet Trailblazer

**Fuel-Efficient**

Hyundai Tucson Hybrid  
Toyota RAV4 Prime  
Subaru Crosstrek Hybrid  
Kia Sportage Hybrid  
Toyota RAV4 Hybrid



Kia Telluride

**MIDSIZED**

\$37,000-\$50,000

**Fuel-Efficient**

Toyota Highlander Hybrid  
Toyota Venza

**Best Overall (Three-Row)**

Kia Telluride  
Toyota Highlander  
Hyundai Palisade  
Mazda CX-9  
Chevrolet Traverse  
Honda Pilot  
Volkswagen Atlas

**Best Overall (Two-Row)**

Subaru Outback  
Chevrolet Blazer  
Nissan Murano  
Ford Edge  
Honda Passport

**SPORTS CARS**



Mazda MX-5 Miata

**PRICE RANGE**

\$24,000-\$100,000

**Roadsters**

Mazda MX-5 Miata  
Porsche 718 Boxster  
BMW Z4

**Fun Coupes**

Toyota Supra  
BMW 230i  
Audi TT

**PICKUP TRUCKS**



Honda Ridgeline

**PRICE RANGE**

\$20,000-\$75,000

**Best Small**

Ford Maverick

**Best Mid-sized**

Honda Ridgeline

**Fuel Efficient**

Ford Maverick Hybrid

**Best Full-Sized**

Ram 1500  
Toyota Tundra

**MINIVANS**



Kia Carnival

**PRICE RANGE**

\$35,000-\$50,000

**Best Overall**

Honda Odyssey  
Kia Carnival

**Fuel Efficient**

Toyota Sienna



Ford Expedition MAX

**LARGE**

\$55,000-\$85,000

**Best Overall**

Ford Expedition MAX



Buick Envision

**LUXURY**

\$30,000-\$50,000

**Best Entry-Level**

Mini Cooper Countryman  
Buick Encore GX  
Acura RDX  
Volvo XC40

**Energy/Fuel Efficient**

Lexus NX350h  
Ford Mustang Mach-E  
Hyundai Ioniq 5  
Kia EV6  
Lexus UX250h

**Best Compact**

Buick Envision  
Lexus NX  
BMW X3  
Audi Q5  
Porsche Macan  
Volvo XC60



BMW X5

**LUXURY**

\$50,000-\$100,000

**Best Mid-sized**

BMW X5  
Cadillac XT5  
Lexus GX  
Audi Q7

Acura MDX  
Porsche Cayenne

**Best Large**


BMW X7





# New Car Ratings

Included here are ratings on 235 vehicles that Consumer Reports has recently tested. Within each category, they are ranked by their Overall Score.

To earn our Recommendation , vehicles must do well in our Overall Score, which accounts for a vehicle's performance in our road tests; results from our reliability and owner satisfaction surveys; availability of standard frontal crash-prevention systems that include forward collision warning (FCW), automatic emergency braking (AEB) that operates at highway speeds, a pedestrian detection system, and blind spot warning (BSW); and,

if applicable, safety tests that were conducted by the government or the insurance industry.

Survey results include predicted reliability, which is our forecast of how well a new car will likely hold up based on its recent history from our Annual Auto Surveys. Owner satisfaction is the percentage of Consumer Reports members who say they would definitely buy or lease their vehicle again. Both predictions for new or re-designed models are based on the manufacturer's history, and the previous generation of the vehicle or similar models.














Our road-test score is based on results from more than 50 tests and evaluations at our 327-acre test facility including acceleration, braking, emergency handling, usability, fit and finish, noise, ride, and more.

Overall mpg is what a vehicle achieved in CR's own fuel-economy tests, comprising a mix of city and highway driving.

















Highs and Lows give a summary of the models' notable strength and weaknesses. The Green Choice designation (Leaf) indicates which vehicles are in the top 20 percent of the cleanest emitting in their model year.

Make + Model	Overall Score	Price	Survey Results		Road-Test Results		Highs	Lows
			As tested	Predicted reliability	Owner satisfaction	Road-test score		

### CARS: COMPACT ELECTRICS

 <b>Nissan Leaf SL Plus</b>	 <b>78</b>	\$44,330			73	104 <sup>1</sup>	Quietness, smooth power delivery, cabin access, low running costs, no emissions.	Charging time, range still limited, driving position, short on agility.
<b>Chevrolet Bolt EUV Premier</b>	 <b>65</b>	\$43,590			80	115 <sup>1</sup>	Low running costs, acceleration, ride, quietness, no emissions.	Reliability, charging time, lacks available AWD, gear selector.
<b>Chevrolet Bolt 2LT</b>	 <b>62</b>	\$36,165			78	120 <sup>1</sup>	Low running costs, acceleration, agility, quietness, no emissions.	Reliability, charging time, brake pedal feel.
<b>Hyundai Kona Electric Limited</b>	 <b>61</b>	\$42,330			76	120 <sup>1</sup>	Acceleration, handling, range, no emissions, low running costs.	Gear selector, long charging time

### CARS: COMPACT HYBRIDS AND PLUG-INS

 <b>Toyota Prius LE</b>	 <b>79</b>	\$27,323			75	52	Fuel economy, hatchback versatility, ride, reliability.	Rear visibility, acceleration, seat comfort, odd gear selector and gauges, too easy to turn off DRL.
 <b>Toyota Prius Prime Premium</b>	 <b>79</b>	\$29,889			74	133 <sup>1</sup> / 50 <sup>2</sup>	Fuel economy, no range anxiety, hatchback versatility, ride, reliability.	Complex infotainment screen, no rear wiper, too easy to turn off DRL.
 <b>Hyundai Elantra Hybrid Blue</b>	 <b>76</b>	\$24,900			79	48	Fuel economy, handling, braking, controls.	Access.
 <b>Toyota Corolla Hybrid LE</b>	 <b>73</b>	\$25,145			69	48	Fuel economy, ride, controls.	Acceleration, rear seat, access.

<sup>1</sup> Miles-per-gallon equivalent (MPGe) <sup>2</sup> Miles per gallon while running on gas engine.



## NEW CAR RATINGS

Make + Model	Overall Score	Price	Survey Results		Road-Test Results		Highs	Lows
			As tested	Predicted reliability	Owner satisfaction	Road-test score		
<b>CARS: SMALL SEDANS</b>								
✓ Subaru Impreza Premium	81	\$23,410	↑	↓	85	30	Ride, braking, fuel economy, relatively roomy interior, controls.	Front-seat comfort.
✓ Nissan Sentra SV	77	\$21,400	↓	↓	81	32	Ride, handling, controls, rear seat, braking, fuel economy.	Front seat short on lower back support, foot-operated parking brake, headlight performance.
✓ Hyundai Elantra SEL	74	\$23,000	↓	↑	76	33	Fuel economy, secure handling, braking, controls.	Engine noise, ride, access.
✓ Volkswagen Jetta SE	73	\$23,325	↓	↓	78	34	Fuel economy, controls, relatively roomy interior.	Low dash vents.
✓ Toyota Corolla LE	73	\$23,530	↑	↓	68	33	Fuel economy, ride, controls.	Acceleration, rear seat, access.
✓ Honda Civic Sport	70	\$24,095	↓	↑	71	33	Fuel economy, handling, braking, controls.	Noise, stiff ride, access.
✓ Mazda3 Select	69	\$24,115	↓	↓	75	30	Fit and finish, quietness, braking, fuel economy.	Controls.
✓ Nissan Versa SV	62	\$18,980	↓	↓	61	32	Controls, fuel economy, standard active safety features for price.	Ride, engine noise, seat comfort.
Kia Rio S	53	\$17,220	↓	↓	61	33	Controls, fuel economy.	Stiff ride, loud cabin, seat comfort, interior room.
Kia Forte LXS	39	\$20,165	↓↓	↓↓	67	34	Controls, fuel economy.	Reliability, ride, noise, seat comfort, fit and finish.
<b>CARS: SMALL HATCHBACKS</b>								
✓ Hyundai Venue SEL	61	\$20,720	↓	↓	61	32	Controls, fuel economy, braking.	Ride, noise, fit and finish, rear seat, no adjustable seat-belt anchors.
✓ Nissan Kicks SV	61	\$21,050	↓	↓	64	32	Fuel economy, controls, visibility.	Acceleration, fit and finish, front-seat comfort, agility.
Toyota C-HR XLE	59	\$23,892	↓	↓↓	64	29	Controls.	Slow acceleration, wind noise, rear visibility, rear access, unsupportive driver's seat.
Kia Soul EX	54	\$25,320	↓	↓	76	28	Braking, controls, passenger space, cabin access.	Reliability, ride, loud engine.
Toyota Corolla Hatchback SE	51	\$24,263	↓	↓	66	36	Handling, fuel economy, controls, braking.	Reliability, ride, engine noise, tight rear seat.
Mitsubishi Mirage ES	33	\$16,050	↓	↓	29	37	Fuel economy, turning circle, relatively roomy rear seat, hatchback versatility, feature content.	Handling, noise, vibration, acceleration, feels cheap.
<b>CARS: MIDSIZED</b>								
✓ Honda Accord EX (1.5T)	88	\$28,345	↑	↑	89	31	Ride, handling, fuel economy, controls.	Low stance hurts access.
✓ Honda Accord Hybrid EX	87	\$29,780	↑	↑	89	47	Fuel economy, ride, trunk space.	Low stance hurts access, unintuitive gear selector.
✓ Subaru Legacy Premium	87	\$27,609	↑	↓	89	28	Ride, transmission.	Some climate functions require multiple steps.
✓ Toyota Camry Hybrid LE	86	\$28,949	↑	↑	89	47	Fuel economy, ride, controls.	Low stance hurts access, too easy to cancel DRL.
✓ Toyota Camry LE (4-cyl.)	84	\$26,364	↑	↑	86	32	Fuel economy, braking, ride, controls.	High-rpm engine noise, transmission refinement, low stance hurts access, too easy to cancel DRL.



**NEW CAR RATINGS**

Make + Model	Overall Score	Price	Survey Results		Road-Test Results		Highs	Lows
			As tested	Predicted reliability	Owner satisfaction	Road-test score		

**CARS: MIDSIZED** *Continued*

✓ <b>Hyundai Sonata SEL (2.5L)</b>	83	\$26,670	↑	↓	81	31	Fuel economy, trusty handling, braking, available tech features.	Ride, gear selector.
✓ <b>Hyundai Sonata Hybrid SEL</b>	80	\$31,515	↑	↓	76	44	Fuel economy, trusty handling, available tech features.	Ride, gear selector, rough shifts.
✓ <b>Kia K5 LXS</b>	77	\$25,610	↓	↓	82	32	Controls, fuel economy, interior room, braking.	Hesitation during rolling stops, access, no power seat on LXS.
✓ <b>Nissan Altima 2.5 SV</b>	72	\$29,330	↓	↓	81	31	Controls, fuel economy, rear seat.	Agility, ease of entry, ride.
✓ <b>Chevrolet Malibu 1LT (1.5T)</b>	56	\$26,790	↓	↓	80	29	Ride, quietness, controls.	Reliability, raspy engine, front seats, visibility, no standard AEB.

**CARS: LARGE**

✓ <b>Chrysler 300 C (V8)</b>	83	\$45,650	↑	↑	84	20	Acceleration, transmission, ride, quietness, seat comfort, fit and finish, reliability.	Expensive optional active safety equipment.
✓ <b>Chrysler 300 Limited (V6)</b>	83	\$38,335	↑	↑	83	22	Transmission, ride, quietness, seat comfort, fit and finish, reliability.	Expensive optional active safety equipment.
✓ <b>Dodge Charger R/T Plus (V8)</b>	80	\$40,375	↑	↑	85	20	V8 sound and power, transmission, easy-to-use infotainment system.	Visibility, access, optional active safety equipment.
✓ <b>Nissan Maxima Platinum</b>	79	\$41,995	↑	↓	81	25	Acceleration, controls, fit and finish.	Ride, steering, engine noise, access, snug driving position, visibility, rear-seat room.
✓ <b>Dodge Charger SXT (V6)</b>	78	\$34,510	↑	↑	82	22	Transmission, quietness, ride, interior room, feature content.	Visibility, access, optional active safety equipment.

**CARS: LUXURY SMALL ELECTRICS**

✓ <b>Tesla Model 3 Long Range</b>	79	\$59,000	↓	↑	82	130 <sup>††</sup>	Instant power, handling agility, front-seat comfort, no emissions, driving range for an EV.	Stiff ride, distracting controls, rear seat, long charging times, no real blind spot warning.
-----------------------------------	----	----------	---	---	----	-------------------	---	---

**CARS: LUXURY SMALL**

✓ <b>Infiniti Q50 Luxe (AWD)</b>	87	\$48,775	↑	↓	85	22	Acceleration, agility, braking, visibility, reliability.	Cumbersome infotainment system, small trunk, fuel economy.
✓ <b>Audi A4 Premium Plus</b>	85	\$48,890	↑	↓	88	27	Ride, handling, quietness, transmission, fit and finish, front-seat comfort, reliability.	Controls including gear selector take getting used to, tight rear seat.
✓ <b>Volkswagen Arteon SEL (AWD)</b>	82	\$43,475	↓	↓	91	24	Handling, braking, fit and finish, controls, hatchback versatility.	Engine noise.
✓ <b>BMW 330i xDrive</b>	80	\$52,995	↓	↑	86	29	Handling, acceleration, braking, transmission, fuel economy, front-seat comfort, fit and finish.	Controls, overzealous lane keeping assistance.
✓ <b>Audi A3 Premium Plus</b>	76	\$43,020	↓	↑	83	31	Acceleration, handling, braking, fuel economy, front seat comfort.	Tight rear seat, small trunk.
✓ <b>Acura Integra A-Spec</b>	75	\$34,395	↓	↓	77	31	Fuel economy, handling, controls, hatchback versatility.	Ride, noise, low stance hurts access.
✓ <b>Acura TLX Tech (2.0T, AWD)</b>	75	\$45,025	↑	↓	67	23	Acceleration, transmission, front-seat comfort, reliability.	Infotainment system, engine and road noise, access, rear seat room.

<sup>††</sup>Miles-per-gallon equivalent (MPGe)





**NEW CAR RATINGS**

Make + Model	Overall Score	Price	Survey Results		Road-Test Results		Highs	Lows
			Predicted reliability	Owner satisfaction	Road-test score	Overall mpg		

**CARS: LUXURY SMALL** *Continued*

✓ <b>Genesis G70</b> Elite (2.0T, AWD)	73	\$43,115	↓	↑	74	23	Handling, controls, fit and finish.	Tight quarters, gear selector, stopping distance.
✓ <b>BMW 228i xDrive Gran Coupe</b>	71	\$41,345	↓	↑	75	27	Eager powertrain and handling, front-seat comfort, fit and finish.	Access, rear seat room, ride.
✓ <b>Lexus IS300</b> (3.5L, AWD)	70	\$45,345	↓	↓	69	22	Acceleration, braking, fit and finish.	Controls, tight quarters, driving position, fuel economy for class.
✓ <b>Kia Stinger</b> Premium (2.0T, AWD)	70	\$40,400	↓	↓	75	23	Handling, front-seat comfort, hatchback versatility.	Ride, tight rear seat, difficult access, visibility.
<b>Cadillac CT4</b> Premium Luxury (2.0T, AWD)	58	\$49,215	↓	↓	78	25	Handling, braking, front-seat comfort, fit and finish.	Rear-seat room and access, scant in-cabin storage.
<b>Cadillac CT5</b> Premium Luxury (2.0T, AWD)	57	\$53,520	↓	↓	78	24	Handling, braking, front-seat comfort, fit and finish.	Unrefined transmission, engine noise, rear headroom, low dash vents.
<b>Volvo S60</b> (B5, FWD)	57	\$47,110	↓	↓	71	26	Braking, quietness, front-seat comfort, fit and finish.	Reliability, ride, controls.
<b>Mercedes-Benz CLA250</b> (4MATIC)	55	\$44,390	↓	↓	65	27	Handling, braking, fit and finish, front-seat comfort.	Ride, controls, hesitation off the line, rear seat, wimpy A/C.
<b>Alfa Romeo Giulia</b> Ti (AWD)	50	\$48,890	↓↓	↑	70	27	Agility, steering.	Reliability, controls, rear seat, limited driver's seat adjustments.

**CARS: LUXURY MIDSIZED/LARGE ELECTRICS**

<b>Mercedes-Benz EQS 580</b> (4MATIC)	68	\$135,875	↓	↑	95	94	Acceleration, quietness, ride, maneuverability, seat comfort, fit and finish, no tailpipe emissions.	Brake pedal feel, driving position, distracting controls, rear visibility.
<b>Porsche Taycan</b> 4S	61	\$128,520	↓	↑	86	77	Acceleration, ride, handling, front-seat comfort, no emissions.	Reliability, controls, price, charging time, limited range, visibility.
<b>Tesla Model S</b> Long Range	60	\$92,690	↓↓	↑	88	120	Acceleration, braking, quietness, hatchback versatility, no tailpipe emissions, low running cost.	Reliability, yoke steering wheel, controls, charge times, access, rear seat, visibility, no real BSW.
<b>Polestar 2</b> Standard	57	\$62,400	↓	↑	72	92	Acceleration, braking, handling, no emissions.	Ride, controls, cramped interior limited range, long charging time.

**CARS: LUXURY MIDSIZED/LARGE**

✓ <b>Audi A6</b> Premium Plus (2.0T)	87	\$59,390	↑	↓	93	26	Handling, braking, seat comfort, fit and finish.	Hesitation off the line, scant in-cabin storage.
✓ <b>BMW 530i</b> xDrive	85	\$65,210	↓	↑	94	26	Ride, quietness, transmission, seat comfort, fit and finish.	Controls have a learning curve.
✓ <b>Lexus ES350</b>	83	\$48,855	↑	↓	84	25	Ride, quietness, front-seat comfort, fit and finish.	Controls, rear seat.
✓ <b>Audi A8</b> 3.0T	83	\$97,595	↓	↓	96	21	Ride, quietness, transmission, interior room, seat comfort, fit and finish.	Controls require a learning curve, scant in-cabin storage.
<b>Genesis G90</b> Premium (3.3T, AWD)	69	\$71,550	↓	↑	89	18	Powertrain, ride, quietness, interior room.	Fuel economy, unintuitive gear selector, low dash vents.
<b>Mercedes-Benz E350</b> (4MATIC)	68	\$69,585	↓	↑	85	24	Agility, braking, quietness, front-seat comfort, fit and finish.	Controls, tight rear seat, rear access.

†† Miles-per-gallon equivalent (MPGe)







**NEW CAR RATINGS**

Make + Model	Overall Score	Price	Survey Results		Road-Test Results		Highs	Lows
			As tested	Predicted reliability	Owner satisfaction	Road-test score		

**CARS: LUXURY MIDSIZED/LARGE** *Continued*

<b>Genesis G80</b> Advanced (2.5T AWD)	68	\$56,920	⬇️	⬆️	89	24	Ride, handling, braking, interior room, fit and finish.	Controls, hidden exterior trunk release.
<b>Lexus LS500</b> (AWD)	66	\$103,899	⬇️	⬇️	72	20	Acceleration, quietness, fit and finish, transmission, driver's seat.	Controls, rear seat space for class, small trunk.
<b>Volvo S90</b> (B6, AWD)	58	\$61,855	⬇️	⬇️	73	23	Seat comfort, fit and finish.	Reliability, ride comfort, coarse engine noise, unintuitive controls.
<b>Maserati Ghibli S</b> Q4	53	\$89,010	⬇️	⬇️	71	19	Exhaust sound, steering feedback, braking, acceleration, transmission, fit and finish.	Ride, initial turbo lag, fuel economy, rear seat, access, touchy brake pedal, fussy gear selector.

**SPORTS CARS**

✓ <b>Mazda MX-5 Miata</b> Club	85	\$29,905	⬆️	⬆️	80	34	Agility, manual shifter, fuel economy, easy to raise/lower manual top, reliability.	Ride, noise, tight quarters, cumbersome infotainment system, access.
✓ <b>Toyota Supra</b> Premium	83	\$56,115	⬇️	⬆️	91	27	Acceleration, transmission, handling, braking.	Access, visibility, ride, noise, controls.
✓ <b>Porsche 718 Boxster</b> (base)	83	\$69,790	⬇️	⬆️	95	26	Acceleration, handling, braking, fit and finish, quick convertible top that works on the move.	Ride, noise, access, some controls, visibility with closed top, no AEB offered.
✓ <b>BMW 230i Coupe</b>	79	\$39,595	⬇️	⬆️	85	31	Handling, braking, acceleration, fuel economy, fit and finish, front-seat comfort.	Tight rear seat room and access.
✓ <b>BMW Z4</b> sDrive30i	74	\$59,195	⬇️	⬆️	86	29	Handling, braking, acceleration, seat comfort, fit and finish, quick top operation.	Ride, visibility, overzealous lane keeping assistance, controls.
✓ <b>Audi TT</b> 2.0T	73	\$50,600	⬇️	⬇️	84	26	Agility, braking, front-seat comfort, fit and finish, hatchback versatility, high-tech features.	Controls take getting used to, ride, access, tiny rear seat, no AEB offered.
✓ <b>Honda Civic</b> Si	72	\$28,315	⬇️	⬆️	74	32	Handling, fuel economy, shifter, controls.	Ride, noise, access.
<b>Volkswagen Golf</b> GTI	67	\$36,539	⬇️	⬆️	85	28	Acceleration, braking, handling, manual shifter, engine sound, hatchback versatility.	Unintuitive controls.
<b>Mini Cooper</b> S	65	\$29,945	⬇️	⬇️	80	30	Handling, fuel economy, manual shifter, engine sound.	Reliability, rear seat, some controls, premium fuel.
<b>Subaru WRX</b> Premium	64	\$33,227	⬇️	⬆️	83	25	Acceleration, handling agility, braking.	Stiff ride, noisy cabin, slow-responding infotainment screen.
<b>Dodge Challenger</b> R/T Plus (V8)	63	\$40,860	⬇️	⬆️	70	20	Braking, exhaust sound, infotainment system, rear seat.	Ride, noise, visibility, no AEB offered.
<b>Chevrolet Camaro</b> 2SS (V8)	62	\$47,020	⬇️	⬇️	85	20	Acceleration, handling, braking, styling.	Reliability, visibility, tight interior, low dash vents, no AEB offered.
<b>Chevrolet Corvette</b> 2LT	57	\$77,680	⬇️	⬆️	97	19	Acceleration, handling, braking, transmission, fit and finish.	Reliability, access, rear and side visibility, no AEB offered.
<b>Ford Mustang</b> GT Premium (V8)	47	\$43,295	⬇️	⬆️	84	19	Handling, acceleration, braking, interior details, exhaust sound.	Reliability, fuel economy, rear seat, ride.
<b>Ford Mustang</b> Premium (2.3T)	43	\$33,080	⬇️	⬆️	76	25	Handling, braking, interior details.	Reliability, rear seat, noise, raspy engine sound.



**NEW CAR RATINGS**

Make + Model	Overall Score	Price	Survey Results		Road-Test Results		Highs	Lows
			As tested	Predicted reliability	Owner satisfaction	Road-test score		

**MINIVANS**

✓ <b>Honda Odyssey EX-L</b>	79	\$40,300	↓	↓	85	22	Ride, quietness, interior room and flexibility, kid-friendly tech.	Some controls take getting used to.
✓ <b>Toyota Sienna XLE</b>	79	\$43,570	↓	↑	80	36	Fuel economy, interior room and versatility.	Long stopping distance.
✓ <b>Kia Carnival EX</b>	79	\$39,470	↓	↑	89	21	Smooth powertrain, braking, interior room, controls.	Agility, must remove heavy second-row seats for max cargo capacity.
<b>Chrysler Pacifica Hybrid Platinum</b>	59	\$48,380	↓	↑	88	84 <sup>1</sup> / 27 <sup>2</sup>	Interior space, ride, quietness, Uconnect 8.4 infotainment system, access, fuel economy.	Reliability, Hybrid loses Stow 'n Go seating/cargo flexibility.
<b>Chrysler Pacifica Touring L</b>	57	\$38,245	↓	↑	85	21	Interior space and flexibility, ride, quietness, Uconnect 8.4 infotainment system, access.	Reliability, coarse-sounding engine.

**SUVs: SMALL**

✓ <b>Hyundai Tucson Hybrid SEL</b>	93	\$33,194	↑	↑	92	35	Fuel economy, handling, ride, roomy interior, reliability.	Unintuitive pushbutton gear selector.
✓ <b>Subaru Forester Premium</b>	90	\$29,341	↑	↑	90	28	Fuel economy, roomy interior, great visibility, easy controls.	Engine noise.
✓ <b>Hyundai Tucson SEL (2.5L)</b>	89	\$31,969	↑	↑	86	26	Handling, ride, braking, roomy interior, controls, reliability.	Slow acceleration for the class.
✓ <b>Toyota RAV4 Prime XSE</b>	88	\$45,923	↑	↑	85	94 <sup>1</sup> / 34 <sup>2</sup>	Acceleration, part-time electric driving, fuel economy, ride, controls, reliability.	Long stopping distance, high pitch warning signal in Reverse.
✓ <b>Subaru Crosstrek Premium</b>	86	\$25,905	↑	↑	87	29	Ride, braking, controls, fuel economy, reliability.	Acceleration, engine noise, driver's seat short on lumbar support.
✓ <b>Subaru Crosstrek Hybrid</b>	83	\$36,685	↑	↑	82	90 <sup>1</sup> / 33 <sup>2</sup>	Ride, braking, fuel economy, reliability.	Acceleration, engine noise, cargo.
✓ <b>Mazda CX-50 Premium Plus</b>	83	\$38,620	↑	↓	79	24	Handling, steering, fit and finish, interior room.	Ride, modest acceleration with the base engine, controls.
✓ <b>Ford Bronco Sport Outer Banks (1.5T)</b>	82	\$33,655	↑	↑	75	25	Agility, braking, controls, access, character, reliability.	Ride, vibration at low revs, limited seat adjustments.
✓ <b>Mazda CX-5 Touring</b>	82	\$29,530	↑	↓	78	24	Ride, quietness, handling.	Restricted rear visibility, controls.
✓ <b>Nissan Rogue Sport SV</b>	77	\$25,655	↑	↓	72	26	Access, fuel economy, controls, reliability.	Acceleration, rear-seat comfort, rear visibility.
✓ <b>Chevrolet Trailblazer LT (1.3T)</b>	76	\$27,560	↑	↓	66	27	Interior room, mid-range torque, controls, fuel economy, reliability.	Rear and side visibility, agility, front-seat comfort.
✓ <b>Kia Sportage Hybrid EX</b>	75	\$32,905	↓	↑	82	36	Fuel economy, roomy interior, easy cabin access.	Agility, braking, gear selector.
✓ <b>Chevrolet Equinox LT (1.5T)</b>	74	\$33,730	↓	↓	78	25	Interior room, ride, quietness, controls, infotainment system.	Modest acceleration, interior fit and finish.
✓ <b>Kia Sportage EX (2.5L)</b>	72	\$31,220	↓	↑	78	25	Roomy interior, easy cabin access, secure handling, composed ride.	Lackluster acceleration.
✓ <b>Mazda CX-30 Preferred</b>	70	\$28,645	↑	↓	64	27	Fit and finish, fuel economy.	Controls, engine noise, tight quarters, visibility.

<sup>1</sup> Miles-per-gallon equivalent (MPGe) <sup>2</sup> Miles per gallon while running on gas engine.





**NEW CAR RATINGS**

Make + Model	Overall Score	Price	Survey Results		Road-Test Results		Highs	Lows
			Predicted reliability	Owner satisfaction	Road-test score	Overall mpg		

**SUVs: SMALL** *Continued*

✔ <b>Toyota Corolla Cross</b> LE	68	\$28,329	↓	↓	67	28	Fuel economy, braking, secure handling.	Noise, lackluster acceleration, fit and finish.
✔ <b>Toyota RAV4</b> Hybrid XLE	68	\$34,193	↓	↓	76	37	Fuel economy, access.	Ride, fit and finish.
✔ <b>Hyundai Kona</b> SEL (2.0L)	67	\$25,025	↓	↓	71	26	Agility, braking, controls, fuel economy.	Ride, noise, acceleration.
✔ <b>Toyota RAV4</b> XLE (2.5L)	65	\$32,109	↓	↓	72	27	Fuel economy, access.	Engine noise, ride, fit and finish.
<b>Nissan Rogue</b> SV (1.5T)	64	\$34,905	↓	↓	82	25	Agility, controls, access.	Reliability, idle vibration, low dash vents.
<b>Ford Escape</b> Hybrid SE Sport	60	\$34,740	↓	↓	82	34	Fuel economy, agility, stopping distance, controls.	Reliability, overly sensitive brake pedal.
<b>Mitsubishi Outlander</b> SE (2.5L)	57	\$34,340	↓	↓	71	25	Standard third row, transmission, controls.	Ride, darty steering, wind noise, acceleration.
<b>Mitsubishi Eclipse Cross</b> SE	57	\$28,470	↓	↓	61	24	Access, rear seat.	Agility, visibility, front-seat comfort, acceleration, cargo space.
<b>Ford Escape</b> SE (1.5T)	55	\$32,600	↓	↓	73	26	Fuel economy, agility, stopping distance, controls.	Reliability, 1.5-liter engine vibration, overly sensitive brake pedal.
<b>Volkswagen Taos</b> SE	55	\$33,064	↓	↓	74	26	Fuel economy, agility, braking, visibility, rear-seat room.	Uneven power delivery.
<b>Volkswagen Tiguan</b> SE	55	\$31,645	↓	↓	84	25	Generous interior, easy controls, access, visibility.	Reliability, acceleration.
<b>Jeep Cherokee</b> Limited (2.0T)	54	\$37,655	↓	↓	68	23	Interior room, controls, braking.	Reliability, sluggish off the line, uncooperative transmission, ride, agility, engine noise.
<b>Jeep Compass</b> Latitude	45	\$30,870	↓	↓	56	24	Controls, access.	Reliability, underpowered, touchy brake pedal, agility, ride, engine noise, rear seat.
<b>Kia Seltos</b> S	43	\$24,820	↓	↓	72	28	Fuel economy, braking, controls, visibility.	Reliability, ride, noise.
<b>Jeep Renegade</b> Latitude	42	\$27,525	↓	↓	56	24	Styling, upscale features.	Reliability, ride, transmission, visibility, front-seat comfort, grabby brakes, idle vibration.
<b>Fiat 500X</b> Pop	37	\$26,600	↓	↓	50	23	Maneuverability, upscale features.	Reliability, ride, transmission, noise, idle vibration, touchy brake pedal, visibility, front-seat comfort.

**SUVs: MIDSIZED (2-ROW)**

✔ <b>Subaru Outback</b> Limited XT	85	\$39,572	↓	↑	91	24	Ride, transmission, seat comfort, driving position, fit and finish, integrated roof rack cross bars.	Some climate functions require multiple steps.
✔ <b>Toyota Venza</b> XLE	83	\$40,160	↑	↑	75	37	Fuel economy, ease of access, reliability.	Controls, visibility, road noise, cargo capacity.
✔ <b>Chevrolet Blazer</b> LT (V6)	82	\$43,290	↑	↓	83	19	Acceleration, braking, transmission, quietness, controls.	Visibility, fuel economy, low dash vents.
✔ <b>Nissan Murano</b> SL	81	\$42,065	↑	↓	77	21	Plush interior, access, easy infotainment system.	Visibility, overly light steering, agility, towing capacity.



**NEW CAR RATINGS**

Make + Model	Overall Score	Price	Survey Results		Road-Test Results		Highs	Lows
			As tested	Predicted reliability	Owner satisfaction	Road-test score		

**SUVs: MIDSIZED (2-ROW) Continued**

✓ <b>Ford Edge</b> SEL (2.0T)	80	\$42,610	↓	↓	84	22	Quietness, handling, braking, interior room.	Driving position.
✓ <b>Honda Passport</b> EX-L	76	\$39,937	↓	↓	79	21	Acceleration, interior room, quietness.	Ride.
✓ <b>Volkswagen Atlas Cross Sport</b> SE (2.0T)	70	\$40,580	↓	↓	81	21	Interior room, access, controls.	Too wide for tight parking spaces.
<b>Jeep Grand Cherokee</b> Limited (V6)	64	\$50,590	↓	↑	76	20	Smooth powertrain, quietness, interior room.	Braking, some controls.
<b>Hyundai Santa Fe</b> Hybrid SEL Premium	64	\$39,280	↓	↓	86	30	Fuel economy, secure handling, braking, interior room.	Reliability, gear selector, some controls.
<b>Toyota 4Runner</b> SR5	62	\$40,695	↑	↑	55	18	Off-road ability, power-retractable rear window, reliability.	Fuel economy, handling, ride, driving position, fit and finish, access.
<b>Hyundai Santa Fe</b> SEL (2.5L)	58	\$37,620	↓	↓	76	24	Secure handling, braking, interior room.	Reliability, underpowered with base engine, ride, gear selector.
<b>Ford Bronco</b> Outer Banks (2.7T)	47	\$53,505	↓	↑	55	18	Off-road ability, acceleration, character.	Braking, fuel economy, wind noise.
<b>Jeep Wrangler</b> Sahara (4-door)	28	\$48,400	↓	↑	36	18	Off-road ability, strong powertrain with the V6 engine.	Reliability, stiff ride, lots of wind noise, awkward access, fuel economy.

**SUVs: MIDSIZED (3-ROW)**

✓ <b>Kia Telluride</b> EX	97	\$40,855	↑	↑	97	21	Ride, quietness, braking, interior room, controls, well-equipped for price, reliability.	Agility.
✓ <b>Toyota Highlander</b> Hybrid XLE	87	\$44,463	↑	↑	84	35	Fuel economy, ride, controls, second-row seats, reliability.	Some engine noise.
✓ <b>Hyundai Palisade</b> SEL	87	\$43,415	↑	↑	88	21	Powertrain, interior room, access.	Agility, unintuitive pushbutton gear selector.
✓ <b>Mazda CX-9</b> Touring	84	\$40,470	↑	↓	79	22	Ride, handling, quietness, reliability.	Controls, rear visibility.
✓ <b>Chevrolet Traverse</b> Premier	83	\$49,945	↓	↓	95	20	Ride, roominess, braking, quietness, controls, access.	Cheap manual sunroof shade.
✓ <b>Honda Pilot</b> EX-L	76	\$40,655	↓	↓	80	20	Roomy interior, visibility, access, smooth powertrain.	Clumsy handling, controls.
✓ <b>Volkswagen Atlas</b> SEL (V6)	72	\$44,165	↓	↓	84	20	Accommodations, third-row seat comfort and access, nimbler than size suggests, ride, quietness, controls.	Acceleration trails competition.
<b>Nissan Pathfinder</b> SL	65	\$46,375	↓	↑	85	21	Powertrain, interior room, controls.	Overly firm ride.
<b>Jeep Grand Cherokee</b> L Limited (V6)	63	\$55,265	↓	↑	75	19	Transmission, interior space, roomy third row, towing capacity.	Acceleration, braking, noisy V6 engine.
<b>Subaru Ascent</b> Limited	60	\$43,867	↓	↓	93	22	Ride, quietness, interior room, visibility, braking, controls, usable third-row seat.	Reliability, agility.



**NEW CAR RATINGS**

Make + Model	Overall Score	Price	Survey Results		Road-Test Results		Highs	Lows
			As tested	Predicted reliability	Owner satisfaction	Road-test score		

**SUVs: MIDSIZED (3-ROW) Continued**

<b>Dodge Durango</b> GT (V6)	59	\$43,525	⬇️	⬆️	83	18	Ride, quietness, transmission, interior space, access, front-seat comfort, usable third-row seat, towing capacity.	Reliability, rear visibility, maneuverability, fuel economy.
<b>Kia Sorento Hybrid</b> EX	47	\$40,975	⬇️	⬆️	85	28	Fuel economy, rides better than regular Sorento.	Reliability, hesitation off the line.
<b>Ford Explorer</b> XLT (2.3T)	47	\$49,940	⬇️	⬆️	78	21	Agility, controls.	Reliability, ride, transmission's lumpy shifts.
<b>Kia Sorento</b> EX (2.5T)	46	\$38,725	⬇️	⬆️	83	25	Controls, acceleration.	Reliability, ride, dual-clutch transmission's low-speed vibration.

**SUVs: LARGE**

✓ <b>Ford Expedition</b> MAX Limited	73	\$75,430	⬆️	⬆️	73	16	Quietness, acceleration, controls, interior room.	Ride, handling, fuel economy.
<b>Jeep Wagoneer</b> Series II	63	\$81,630	⬇️	⬆️	74	15	Ride, quietness, acceleration, interior room, fit and finish.	Fuel economy, agility, braking.
<b>Nissan Armada</b> Platinum	55	\$63,020	⬇️	⬇️	69	14	Smooth and robust powertrain, quietness, towing capacity, fit and finish.	Agility, unsettled ride, fuel economy.
<b>Chevrolet Suburban</b> Premier	41	\$74,375	⬇️	⬆️	76	16	Interior room, seat comfort, ride, quietness, infotainment.	Reliability, braking, gear selector, fuel economy, agility, high step-in, tall hood hurts visibility.
<b>GMC Yukon XL</b> SLT	40	\$71,245	⬇️	⬆️	75	16	Interior room, seat comfort, ride, quietness, infotainment.	Reliability, braking, gear selector, fuel economy, agility, high step-in, tall hood hurts visibility.
<b>Chevrolet Tahoe</b> LT	39	\$63,650	⬇️	⬆️	73	17	Ride, quietness, controls, interior room, seat comfort.	Reliability, gear selector, fuel economy, agility, high step-in, tall hood hurts visibility.
<b>GMC Yukon</b> SLT	39	\$65,790	⬇️	⬆️	73	17	Ride, quietness, controls, interior room, seat comfort.	Reliability, gear selector, fuel economy, agility, high step-in, tall hood hurts visibility.

**SUVs: LUXURY SMALL ELECTRICS**

✓ <b>Ford Mustang Mach-E</b> Premium	82	\$55,800	⬆️	⬆️	78	90	Acceleration, handling, quietness, no tailpipe emissions.	Fussy door handles, controls, modest range, long charging times.
✓ <b>Hyundai Ioniq 5</b> SEL	80	\$51,020	⬆️	⬆️	91	98	Acceleration, quietness, handling, no tailpipe emissions, rapid DC fast-charging ability.	Requires planning for charging on long road trips.
✓ <b>Kia EV6</b> Wind	79	\$52,840	⬆️	⬆️	90	105	Acceleration, quietness, braking, handling, no tailpipe emissions, rapid DC fast-charging ability.	Poor outward visibility, awkward exterior door handles.
<b>Tesla Model Y</b> Long Range	59	\$61,190	⬇️	⬆️	90	121	Handling, acceleration, braking, seat comfort, no emissions.	Reliability, ride, controls, no real blind spot warning, limited range, long charging time.
<b>Volkswagen ID.4</b> Pro S	59	\$50,870	⬇️	⬆️	83	93	Acceleration, ride, quietness, roomy interior, no tailpipe emissions, low running costs.	Controls, low speed electric whine, brake pedal feel, long charging times.

ⓘ Miles-per-gallon equivalent (MPGe)





**NEW CAR RATINGS**

Make + Model	Overall Score	Price	Survey Results		Road-Test Results		Highs	Lows
			As tested	Predicted reliability	Owner satisfaction	Road-test score		
<b>SUVs: LUXURY SMALL</b>								
✓ Buick Envision Essence	84	\$43,180	↑	↓	79	23	Ride, quietness, braking, infotainment system, reliability.	Gear selector, low dash vents, front wheelspin.
✓ Lexus NX350h	83	\$47,590	↑	↑	80	38	Fuel Economy, fit and finish.	Visibility, annoying electronic door releases, touchy brake pedal, long stops.
✓ Mini Cooper Countryman S	83	\$39,535	↑	↓	82	25	Handling, braking, powertrain, seat comfort, fit and finish, reliability.	Ride, noise, controls.
✓ Lexus NX350	82	\$47,765	↑	↑	79	25	Fit and finish, braking.	Annoying electronic door releases, gear selector, visibility.
✓ BMW X3 xDrive30i	81	\$53,745	↓	↓	92	24	Handling, braking, transmission, quietness, front-seat comfort, fit and finish.	Controls require a learning curve.
✓ Audi Q5 Premium Plus	80	\$51,570	↑	↓	83	24	Ride, quietness, seat comfort.	Gear selector, controls require a learning curve.
✓ Porsche Macan S	78	\$63,290	↑	↑	84	19	Handling, powertrain, ride, quietness, braking, front-seat comfort, fit and finish, towing capacity.	Rear visibility, modest cargo area, controls, fuel economy.
✓ Volvo XC60 B5	78	\$50,040	↑	↓	79	23	Seat comfort, fit and finish, braking.	Stiff ride, maddening controls.
✓ Buick Encore Preferred	72	\$30,555	↑	↓	69	23	Ride, quietness, braking, maneuverability.	Acceleration, driving position, narrow cabin, rear visibility.
✓ Infiniti QX50 Essential	72	\$51,380	↓	↓	77	22	Quietness, fit and finish, braking.	Confusing controls, short on agility.
✓ Lexus UX250h	71	\$37,740	↓	↓	71	37	Fuel economy, transmission, quietness.	Controls, tight interior, rear seat.
✓ Acura RDX Tech	71	\$43,995	↓	↓	82	22	Handling, acceleration, stopping distances, front-seat comfort, fit and finish.	Controls, gear selector, engine noise, brake pedal feel.
✓ Volvo XC40 B5	71	\$41,510	↓	↑	71	24	Interior ambience, comfortable front seats.	Stiff ride, controls, annoying gear selector, engine noise.
✓ Buick Encore GX Select (1.3T)	69	\$33,145	↑	↓	67	26	Strong mid-range acceleration, fuel economy, braking, infotainment system.	Engine noise and vibration, rear seat.
Audi Q3 Premium Plus	67	\$43,940	↓	↓	84	23	Handling, braking, seat comfort.	Reliability, loud engine, rear visibility.
BMW X2 xDrive28i	66	\$45,895	↓	↓	77	25	Handling, responsive engine and transmission, fit and finish, front-seat comfort.	Visibility, ride, road noise, blind-spot warning unavailable.
Mercedes-Benz GLB250	65	\$47,435	↓	↓	81	26	Handling, braking, acceleration, fuel economy, fit and finish.	Controls, low and flat rear seat.
Genesis GV70 Advanced (2.5T)	64	\$51,095	↓	↑	82	24	Ride, handling, transmission, seat comfort, fit and finish.	Controls, rear visibility.
Mercedes-Benz GLA250	61	\$43,475	↓	↓	74	27	Acceleration, handling, fuel economy, fit and finish.	Controls, rear and side visibility.
Lincoln Corsair Reserve (2.0T)	56	\$50,870	↓	↓	82	23	Ride, quietness, powertrain, fit and finish.	Reliability, controls.



**NEW CAR RATINGS**

Make + Model	Overall Score	Price	Survey Results		Road-Test Results		Highs	Lows
			As tested	Predicted reliability	Owner satisfaction	Road-test score		

**SUVs: LUXURY SMALL** *Continued*

<b>Land Rover Range Rover Velar S</b>	53	\$59,503	⬇️	⬇️	76	21	Handling, fit and finish.	Stiff ride, distracting controls, visibility, fuel economy, brand reliability.
<b>Alfa Romeo Stelvio Ti</b>	51	\$52,040	⬇️⬇️	⬇️	74	24	Handling, style, character.	Reliability, controls, visibility, tight rear seat, limited seat adjustments, touchy brake pedal.
<b>Cadillac XT4 Premium Luxury</b>	51	\$49,430	⬇️⬇️	⬇️⬇️	78	23	Handling, transmission, braking, fit and finish, front-seat comfort.	Reliability, engine noise, ride.
<b>Jaguar E-Pace S</b>	51	\$48,070	⬇️	⬇️	69	21	Handling, fit and finish.	Uneven power delivery, ride, visibility, controls.
<b>Jaguar F-Pace Prestige</b>	50	\$53,895	⬇️	⬇️	72	20	Agility, acceleration, braking, transmission, rear seat.	Ride, noise, rear visibility, inferior infotainment system, wimpy air conditioning.
<b>Land Rover Range Rover Evoque SE</b>	44	\$56,997	⬇️	⬇️	58	20	Front-seat comfort, fit and finish, agility, braking.	Ride, controls, visibility, hesitation off the line, brand reliability.

**SUVs: LUXURY MIDSIZED ELECTRICS**

<b>Jaguar I-Pace HSE</b>	🌱 59	\$86,841	⬇️	⬇️	82	76	Acceleration, handling, quietness, fit and finish, no emissions.	Controls, long charging times, limited range, brake pedal feel.
<b>Audi E-Tron Premium Plus</b>	🌱 49	\$80,450	⬇️⬇️	⬇️	90	74	Ride, quietness, acceleration, seat comfort, fit and finish, no emissions.	Reliability, long charging times, limited range.
<b>Tesla Model X Long Range</b>	🌱 41	\$109,200	⬇️⬇️	⬆️	72	102	Acceleration, braking, front-seat comfort, fit and finish, no tailpipe emissions.	Reliability, odd steering wheel shape, controls, ride, wind noise, rear visibility, fussy doors, long charge times, no real BSW.

**SUVs: LUXURY MIDSIZED (2-ROW)**

✓ <b>BMW X5 xDrive40i</b>	90	\$68,730	⬇️	⬆️	98	23	Ride, quietness, acceleration, transmission, braking, seat comfort, fit and finish.	Controls require a learning curve.
✓ <b>Cadillac XT5 Luxury</b>	82	\$51,025	⬆️	⬇️	78	20	Plush interior, seat comfort, quietness, reliability.	Stiff ride, unintuitive gear selector, visibility.
✓ <b>Porsche Cayenne Base</b>	75	\$79,280	⬇️	⬆️	87	21	Handling, quietness, fit and finish, seat comfort.	Controls, ride, uneven power delivery.
<b>Lincoln Nautilus Reserve (2.7T)</b>	65	\$54,945	⬇️	⬇️	84	18	Ride, handling, quietness, acceleration, fit and finish.	Reliability, fuel economy, gear selector.
<b>Land Rover Defender SE</b>	48	\$70,710	⬇️	⬆️	61	18	Acceleration, off-road ability, character.	Braking, controls, agility, step-in height, fuel economy, rear visibility.
<b>Genesis GV80 Advanced (3.5T)</b>	47	\$65,775	⬇️⬇️	⬆️	81	18	Acceleration, transmission, handling, braking, quietness, fit and finish.	Reliability, controls, fuel economy.
<b>Mercedes-Benz GLE450</b>	45	\$75,090	⬇️⬇️	⬇️	80	20	Acceleration, quietness, seat comfort, fit and finish.	Reliability, controls.
<b>Land Rover Discovery Sport SE</b>	44	\$49,895	⬇️	⬇️	58	21	Access, rear seat, some off-road ability.	Transmission, uneven power delivery, ride, handling, controls, rear visibility.

<sup>††</sup> Miles-per-gallon equivalent (MPGe)





**NEW CAR RATINGS**

Make + Model	Overall Score	Price	Survey Results		Road-Test Results		Highs	Lows
			As tested	Predicted reliability	Owner satisfaction	Road-test score		

**SUVs: LUXURY MIDSIZED (3-ROW)**

✓ <b>Lexus GX460</b>	81	\$58,428	↑	↓	70	17	Powertrain, quietness, ride, fit and finish, front-seat comfort, off-road ability, towing, reliability.	Fuel economy, agility, tight third-row seat, side-hinged tailgate.
✓ <b>Audi Q7 Premium Plus (3.0T)</b>	80	\$71,010	↓	↓	92	20	Powertrain, quietness, agility, fit and finish, front- and second-row seat comfort.	Controls have a learning curve.
✓ <b>Acura MDX Tech</b>	76	\$55,125	↑	↓	77	20	Smooth powertrain, front- and rear-seat comfort, fit and finish.	Controls, braking, must get top trim for some luxury features.
✓ <b>GMC Acadia Denali</b>	70	\$51,585	↓	↓	80	19	Quietness, ride, rear-seat room, easy to use infotainment system.	Fuel economy, gear selector.
<b>Cadillac XT6 Premium Luxury</b>	69	\$62,515	↓	↓	82	18	Ride, quietness, transmission.	Fuel economy, limited seat adjustments, missing some luxury features, brand reliability.
<b>Infiniti QX60 Luxe</b>	65	\$59,835	↓	↑	84	21	Ride, quietness, acceleration, fit and finish.	Long wet stopping distances.
<b>Buick Enclave Premium</b>	62	\$55,680	↓	↓	87	18	Ride, braking, quietness, interior room, powertrain, infotainment system.	Reliability, gear selector, fuel economy, cheap manual sunroof shade.
<b>Volvo XC90 B6</b>	56	\$56,805	↓↓	↓	84	20	Quietness, seat comfort, fit and finish, visibility, braking, strong high-beam headlights.	Reliability, stiff ride, unintuitive controls.
<b>Land Rover Discovery HSE</b>	50	\$69,260	↓	↓	71	17	Acceleration, ride, quietness, front-seat comfort, fit and finish.	Agility, fuel economy, controls, low rear seat, third-row access.
<b>Lincoln Aviator Reserve (3.0T)</b>	46	\$64,920	↓↓	↓	82	19	Acceleration, handling, ride, quietness, fit and finish, cargo room.	Reliability, controls, gear selector, fuel economy.

**SUVs: LUXURY LARGE**

✓ <b>BMW X7 xDrive40i</b>	81	\$84,095	↓	↑	94	22	Ride, quietness, acceleration, transmission, seat comfort, fit and finish.	Controls require a learning curve.
<b>Lincoln Navigator Select</b>	63	\$86,480	↓	↑	65	16	Quietness, powertrain, second and third-row seat room.	Front-seat comfort, unintuitive gear selector, clumsy handling, fuel economy.
<b>Cadillac Escalade Premium Luxury</b>	60	\$98,740	↓	↓	80	16	Ride, quietness, powertrain, acceleration, fit and finish, seat comfort.	Handling, fuel economy, steering wheel blocks gauge cluster and is skimpy on telescope adjustment.
<b>Infiniti QX80 Luxe</b>	58	\$63,395	↓	↓	68	15	Powertrain, quietness, rear seat, fit and finish, cargo capacity, towing, off-road ability.	Handling, fuel economy, access.
<b>Mercedes-Benz GLS450</b>	48	\$89,030	↓↓	↓	86	20	Powertrain, ride, quietness, seat comfort, fit and finish.	Reliability, controls.

**PICKUP TRUCKS: SMALL**

✓ <b>Ford Maverick Hybrid XLT</b>	76	\$32,925	↓	↑	82	37	Fuel economy, visibility, access, controls, dry braking distances.	Cabin quality.
✓ <b>Ford Maverick XLT (2.0T)</b>	74	\$29,965	↓	↑	78	23	Ride and handling, maneuverability, visibility, access, controls.	Noise, cabin quality.
<b>Hyundai Santa Cruz SEL Premium (2.5T)</b>	59	\$37,290	↓	↑	77	24	Acceleration, drives like a small SUV, controls.	Small bed, rear visibility.



**NEW CAR RATINGS**

Make + Model	Overall Score	Price	Survey Results		Road-Test Results		Highs	Lows
			As tested	Predicted reliability	Owner satisfaction	Road-test score		

**PICKUP TRUCKS: MIDSIZED**

✓ <b>Honda Ridgeline</b> RTL	82	\$36,480	↑	↑	83	20	Ride, quietness, clever in-bed storage and dual-mode tailgate.	Low towing capacity, shallow bed.
✓ <b>Ford Ranger</b> XLT	62	\$40,355	↑	↓	55	20	Relatively fuel efficient, maneuverable size.	Ride, controls, high step-in.
<b>Nissan Frontier</b> SV	54	\$40,630	↓	↑	67	18	Braking, transmission, controls.	Ride, tight rear seat, no telescoping steering column.
<b>Toyota Tacoma</b> SR5 (V6)	51	\$34,364	↓	↓	42	19	Resale value, off-road capability.	Ride, handling, braking, noise, driving position, seat comfort, too easy to turn off DRL.
<b>Chevrolet Colorado</b> LT (V6)	45	\$34,300	↓	↓	61	18	Maneuverability, towing and payload capacities, damped tailgate.	Reliability, ride, uncomfortable seats and driving position.
<b>GMC Canyon</b> SLE (V6)	45	\$35,835	↓	↓	61	18	Maneuverability, towing and payload capacities, damped tailgate.	Reliability, ride, uncomfortable seats and driving position.
<b>Chevrolet Colorado</b> LT (diesel)	44	\$39,295	↓	↓	60	24	Maneuverability, towing and payload capacities, fuel economy, damped tailgate.	Reliability, ride, uncomfortable seats and driving position.
<b>GMC Canyon</b> SLE (diesel)	44	\$40,895	↓	↓	60	24	Maneuverability, towing and payload capacities, fuel economy, damped tailgate.	Reliability, ride, uncomfortable seats and driving position.
<b>Jeep Gladiator</b> Sport	38	\$46,405	↓	↑	52	18	Powertrain, towing capacity, character.	Reliability, handling, wind noise, awkward window controls.

**PICKUP TRUCKS: FULL-SIZED**

✓ <b>Ram 1500</b> Big Horn (5.7L V8)	75	\$53,120	↓	↑	83	17	Ride, quietness, transmission, interior room, controls.	High step-in, no standard active safety features.
✓ <b>Ram 1500</b> Big Horn (diesel)	75	\$54,310	↓	↑	83	23	Fuel economy, ride, quietness, transmission, interior room, controls.	High step-in, no standard active safety features.
✓ <b>Toyota Tundra</b> SR5 (3.5T)	71	\$53,393	↓	↑	71	17	Acceleration, transmission, rear seat.	Braking, agility, high step-in, no auto four-wheel-drive mode.
<b>Ford F-150</b> Hybrid Lariat (3.5H)	62	\$69,935	↓	↑	79	20	Quietness, interior room, acceleration, controls, built-in generator.	Reliability, ride, agility, high step-in.
<b>Ford F-150</b> XLT (2.7T)	60	\$55,535	↓	↑	75	19	Quietness, interior room, acceleration, controls.	Reliability, ride, agility, high step-in.
<b>Ford F-250</b> Lariat (diesel)	56	\$67,130	↓	↑	53	15	Interior room, towing capability, quietness, light tailgate.	Fuel economy, braking, handling, ride, step-in height, no standard active safety features.
<b>Nissan Titan</b> SV (V8)	55	\$44,370	↓	↓	70	16	Acceleration, braking, roomy cab, light tailgate.	Reliability, ride, fit and finish, fuel economy.
<b>Chevrolet Silverado 1500</b> LT (5.3L V8)	46	\$50,225	↓	↓	78	17	Interior room, deep bed, quietness.	Reliability, step-in height.
<b>Chevrolet Silverado 1500</b> LT (diesel)	46	\$53,655	↓	↓	78	23	Fuel economy, interior room, deep bed, quietness.	Reliability, stopping distances, step-in height.
<b>GMC Sierra 1500</b> SLE (5.3L V8)	46	\$52,100	↓	↓	78	17	Interior room, deep bed, quietness.	Reliability, step-in height.
<b>GMC Sierra 1500</b> SLE (diesel)	46	\$55,100	↓	↓	78	23	Fuel economy, interior room, deep bed, quietness.	Reliability, stopping distances, step-in height.



## Road-Test Highlights

We conduct more than 50 objective tests and subjective evaluations on every vehicle we purchase. These charts list the results from our testing. The information allows you to easily compare models. Here's an explanation of the criteria that appear in the charts:

- **Make + Model** specifies the make, model, and trim version of the vehicle Consumer Reports bought and tested. We often test multiple versions of the same model, and each can yield different results depending on the trim and equipment level, body style, and engine type.
- **Trans.** indicates the transmission type and number of speeds. "Auto" is automatic; "CVT," continuously variable transmission; "Man," manual; "Seq," sequential; and "1-spd. dir.," one-speed direct drive.

- **HP** is the horsepower of the engine or motor tested.
- **Engine** notes displacement, number of cylinders, and configuration we tested, or if the vehicle is electric.
- **CR's Fuel Economy** includes the tested Overall miles per gallon based on a realistic mix of highway and city driving. The figures for City and Highway driving are listed separately.
- **Acceleration** is based on how a vehicle performs in several tests. The 0-30 mph and 0-60 mph tests are conducted from a standstill with the engine idling; the figures indicate the number of seconds needed to reach those speeds. The ¼-mile test is also done from a standing start, and the figures listed indicate the number of seconds needed to reach the quarter-mile mark as well as the speed the vehicle was traveling

when it reached that distance.

- **Braking** is the distance in feet a vehicle took to stop from 60 mph on dry and wet pavement.
- **Performance** includes our emergency-handling and turning-circle tests. AM speed is the speed at which the vehicle successfully negotiated our avoidance-maneuver test course, which simulates swerving quickly, with a left-right-left steering sequence, to avoid an obstacle without losing control. The faster the speed, the better.
- **Turning circle** is the bumper clearance needed, in feet, to complete a U-turn.

For more comprehensive information on the vehicles we have tested and to continue your research, go to [CR.org](https://www.consumerreports.org). Consumer Reports members have access to all of our test results, detailed reliability and owner satisfaction ratings, and expert reviews.





**ROAD TEST HIGHLIGHTS**

Make + Model	Trans.	HP	Engine	CR's Fuel Economy (mpg)			Acceleration			Braking		Performance	
				Overall	City	Highway	0-30 mph (sec.)	0-60 mph (sec.)	1/4 mi. (sec. @ mph)	From 60 mph dry (ft.)	From 60 mph wet (ft.)	AM speed (mph)	Turning circle (ft.)
Acura Integra A-Spec	CVT	200	1.5-liter 4 turbo	31	21	42	3.5	7.7	16.0 @ 94	129	137	57.0	40
Acura MDX Tech	auto 10	290	3.5-liter V6	20	13	27	3.0	7.4	15.8 @ 92	139	139	53.5	42
Acura RDX Tech	auto 10	272	2.0-liter 4 turbo	22	15	30	3.0	7.0	15.5 @ 95	127	129	52.0	40
Acura TLX Tech	auto 10	272	2.0-liter 4 turbo	23	15	34	2.9	6.5	15.1 @ 98	136	148	54.0	42
Alfa Romeo Giulia Ti	auto 8	280	2.0-liter 4 turbo	27	18	39	3.1	6.7	15.2 @ 99	136	147	53.0	39
Alfa Romeo Stelvio Ti	auto 8	280	2.0-liter 4 turbo	24	17	32	3.1	7.0	15.5 @ 96	132	138	52.5	40
Audi A3 Premium Plus	auto 8	201	2.0-liter 4 turbo	31	20	44	2.6	6.8	15.2 @ 95	120	129	55.5	38
Audi A4 Premium Plus	seq 7	261	2.0-liter 4 turbo	27	18	40	2.7	6.3	14.9 @ 98	135	145	53.5	40
Audi A6 Premium Plus	seq 7	261	2.0-liter 4 turbo	26	17	39	2.8	6.8	15.3 @ 96	129	137	55.5	38
Audi A8 55 TFSI	auto 8	335	3.0-liter V6 turbo	21	13	33	2.4	6.1	14.5 @ 101	133	142	53.5	43
Audi E-Tron Premium Plus	1-spd. dir.	355	electric	74**	73**	74**	2.9	6.3	14.8 @ 99	131	134	49.5	42
Audi Q3 Premium Plus	auto 8	228	2.0-liter 4 turbo	23	15	33	3.2	7.8	16.1 @ 91	126	135	52.5	40
Audi Q5 Premium Plus	seq 7	248	2.0-liter 4 turbo	24	17	34	2.7	6.8	15.4 @ 94	130	144	52.5	40
Audi Q7 Premium Plus	auto 8	335	3.0-liter V6 turbo	20	13	28	3.0	7.0	15.4 @ 97	133	141	50.5	43
Audi TT 2.0T	seq 7	228	2.0-liter 4 turbo	26	18	35	2.5	6.3	14.8 @ 98	113	122	58.0	36
BMW 228i xDrive Gran Coupe	auto 8	228	2.0-liter 4 turbo	27	17	45	3.2	7.2	15.6 @ 96	132	143	51.0	39
BMW 230i	auto 8	255	2.0-liter 4 turbo	31	21	45	2.8	6.4	14.8 @ 101	128	139	56.0	38
BMW 330i xDrive	auto 8	255	2.0-liter 4 turbo	29	19	44	2.6	6.4	14.8 @ 99	129	135	54.0	41
BMW 530i xDrive	auto 8	248	2.0-liter 4 turbo	26	16	40	2.9	7.2	15.5 @ 95	130	141	52.5	42
BMW 750i xDrive	auto 8	523	4.4-liter V8 turbo	21	14	33	2.4	5.3	13.6 @ 111	131	147	52.5	43
BMW X1 xDrive28i	auto 8	228	2.0-liter 4 turbo	26	17	37	3.5	7.9	16.3 @ 92	134	143	53.0	39
BMW X2 xDrive28i	auto 8	228	2.0-liter 4 turbo	25	17	36	3.4	8.0	16.2 @ 92	134	141	52.5	39
BMW X3 xDrive30i	auto 8	248	2.0-liter 4 turbo	24	16	36	3.1	7.7	16.0 @ 92	128	138	50.5	41
BMW X5 xDrive40i	auto 8	335	3.0-liter 6 turbo	23	15	33	2.4	6.0	14.5 @ 100	129	142	52.0	42
BMW X7 xDrive40i	auto 8	335	3.0-liter 6 turbo	22	14	32	2.6	6.5	15.0 @ 97	136	141	52.5	44
BMW Z4 sDrive 30i	auto 8	255	2.0-liter 4 turbo	29	20	40	2.7	6.1	14.6 @ 101	111	122	56.0	37
Buick Enclave Premium	auto 9	310	3.6-liter V6	18	12	26	3.1	7.4	15.8 @ 92	130	141	53.5	41
Buick Encore Preferred	auto 6	155	1.4-liter 4 turbo	23	16	32	3.8	11.0	18.3 @ 77	127	134	55.0	38
Buick Encore GX Select	auto 9	155	1.3-liter 3 turbo	26	18	33	3.4	9.4	17.3 @ 82	126	138	54.5	38
Buick Envision Essence	auto 9	228	2.0-liter 4 turbo	23	15	33	3.1	7.5	15.9 @ 92	127	134	55.0	39
Cadillac CT4 Premium Luxury	auto 8	237	2.0-liter 4 turbo	25	16	38	2.9	7.4	15.7 @ 93	129	138	55.0	39
Cadillac CT5 Premium Luxury	auto 10	237	2.0-liter 4 turbo	24	15	36	3.0	7.7	15.9 @ 92	127	137	54.0	42
Cadillac Escalade Premium Luxury	auto 10	420	6.2-liter V8	16	10	23	2.4	6.5	15.0 @ 96	136	145	48.5	41
Cadillac XT4 Premium Luxury	auto 9	237	2.0-liter 4 turbo	23	16	31	3.0	7.6	15.9 @ 91	128	141	55.0	39
Cadillac XT5 Luxury	auto 9	310	3.6-liter V6	20	13	30	2.7	7.1	15.6 @ 92	132	140	53.5	42
Cadillac XT6 Premium Luxury	auto 9	310	3.6-liter V6	18	12	26	3.0	7.1	15.6 @ 93	134	137	51.0	41
Chevrolet Blazer LT	auto 9	305	3.6-liter V6	19	13	27	2.7	6.4	15.0 @ 96	130	139	54.5	40
Chevrolet Bolt 2LT	1-spd. dir.	200	electric	120**	131**	109**	3.0	6.8	15.3 @ 93	138	145	53.0	36
Chevrolet Bolt EUV Premier	1-spd. dir.	200	electric	115**	124**	105**	3.2	7.2	15.7 @ 92	137	141	53.0	38
Chevrolet Camaro SS	man 6	455	6.2-liter V8	20	13	28	2.0	4.4	12.7 @ 116	112	119	56.0	40
Chevrolet Colorado LT	auto 8	308	3.6-liter V6	18	13	26	3.0	7.5	15.8 @ 91	132	150	48.5	43



**ROAD TEST HIGHLIGHTS**

Make + Model	Trans.	HP	Engine	CR's Fuel Economy (mpg)			Acceleration			Braking		Performance	
				Overall	City	Highway	0 - 30 mph (sec.)	0 - 60 mph (sec.)	1/4 mi. (sec. @ mph)	From 60 mph dry (ft.)	From 60 mph wet (ft.)	AM speed (mph)	Turning circle (ft.)
<b>Chevrolet Colorado LT Diesel</b>	auto 6	181	2.8-liter 4 turbodiesel	24	15	34	3.7	10.3	17.9 @ 80	134	149	49.0	43
<b>Chevrolet Corvette 2LT</b>	seq 8	495	6.2-liter V8	19	12	29	1.5	3.4	11.8 @ 119	113	124	58.5	38
<b>Chevrolet Equinox LT</b>	auto 6	170	1.5-liter 4 turbo	25	17	34	3.7	9.6	17.5 @ 82	132	145	53.0	39
<b>Chevrolet Malibu LT</b>	CVT	160	1.5-liter 4 turbo	29	19	41	3.1	8.4	16.6 @ 86	130	149	53.0	38
<b>Chevrolet Silverado 1500 LT Diesel</b>	auto 8	277	3.0-liter 6 turbodiesel	23	16	32	3.1	7.9	16.2 @ 88	144	163	47.0	51
<b>Chevrolet Silverado 1500 LT</b>	auto 10	355	5.3-liter V8	17	11	24	2.4	6.9	15.2 @ 94	136	148	49.5	51
<b>Chevrolet Suburban Premier</b>	auto 10	355	5.3-liter V8	16	11	22	2.8	7.6	15.8 @ 92	145	150	49.0	45
<b>Chevrolet Tahoe LT</b>	auto 10	355	5.3-liter V8	17	11	24	2.9	7.8	16.0 @ 91	145	153	49.0	41
<b>Chevrolet Trailblazer LT</b>	auto 9	155	1.3-liter 3 turbo	27	19	37	3.6	9.5	17.5 @ 82	133	135	54.0	36
<b>Chevrolet Traverse Premier</b>	auto 9	310	3.6-liter V6	20	14	28	3.0	7.3	15.7 @ 93	130	136	50.5	40
<b>Chevrolet Trax LT</b>	auto 6	138	1.4-liter 4 turbo	25	18	34	4.0	10.8	18.2 @ 78	130	141	54.0	38
<b>Chrysler 300 C</b>	auto 8	363	5.7-liter V8	20	13	31	2.5	6.1	14.5 @ 102	134	143	49.5	39
<b>Chrysler 300 Limited</b>	auto 8	292	3.6-liter V6	22	15	32	3.2	7.4	15.8 @ 95	137	142	50.0	40
<b>Chrysler Pacifica Limited</b>	CVT	260	3.6-liter V6 hybrid + electric	27	21	32	3.8	8.3	16.5 @ 91	145	145	48.5	41
<b>Chrysler Pacifica Touring L</b>	auto 9	287	3.6-liter V6	21	13	33	3.1	8.0	16.2 @ 90	136	141	51.0	41
<b>Dodge Challenger R/T Plus</b>	man 6	375	5.7-liter V8	20	14	27	2.3	5.5	13.9 @ 106	119	128	51.5	40
<b>Dodge Charger R/T</b>	auto 8	370	5.7-liter V8	20	13	31	2.5	6.1	14.5 @ 102	128	141	50.5	39
<b>Dodge Charger SXT</b>	auto 8	292	3.6-liter V6	22	15	32	3.2	7.4	15.8 @ 95	134	145	52.0	40
<b>Dodge Durango GT</b>	auto 8	290	3.6-liter V6	18	12	25	3.1	8.3	16.4 @ 87	134	150	48.0	41
<b>Fiat 500X Pop</b>	auto 9	177	1.3-liter 4 turbo	23	16	31	3.8	9.8	17.6 @ 81	130	146	52.5	37
<b>Ford Bronco Outer Banks</b>	auto 10	315	2.7-liter V6 turbo	18	13	24	3.1	7.0	15.6 @ 93	149	168	51.5	37
<b>Ford Bronco Sport Outer Banks</b>	auto 8	181	1.5-liter 3 turbo	25	17	35	3.3	8.9	16.9 @ 85	126	135	53.5	39
<b>Ford Edge SEL</b>	auto 8	250	2.0-liter 4 turbo	22	15	31	2.9	7.7	16.0 @ 89	129	137	52.0	41
<b>Ford Escape SE</b>	auto 8	180	1.5-liter 3 turbo	26	17	37	3.3	8.9	16.9 @ 85	128	137	53.0	39
<b>Ford Escape SE Sport Hybrid</b>	CVT	198	2.5-liter 4 hybrid	34	30	38	3.5	8.3	16.5 @ 90	128	135	51.0	39
<b>Ford Expedition MAX Limited</b>	auto 10	375	3.5-liter V6 turbo	16	11	23	2.7	7.3	15.7 @ 92	143	157	46.5	45
<b>Ford Explorer XLT</b>	auto 10	300	2.3-liter 4 turbo	21	14	29	3.1	7.4	16.0 @ 89	136	139	51.5	40
<b>Ford F-150 Lariat</b>	auto 10	430	3.5-liter V6 turbo + electric	20	15	24	2.6	6.3	14.7 @ 100	141	143	48.0	49
<b>Ford F-150 XLT</b>	auto 10	325	2.7-liter V6 turbo	19	13	26	2.9	6.7	15.2 @ 96	143	148	47.5	49
<b>Ford Maverick XLT</b>	auto 8	250	2.0-liter 4 turbo	23	16	32	2.8	7.1	15.4 @ 94	127	139	52.5	41
<b>Ford Maverick Hybrid Lariat</b>	CVT	191	2.5-liter 4 hybrid	37	33	39	3.4	8.3	16.5 @ 89	129	145	51.5	41
<b>Ford Mustang GT</b>	man 6	460	5.0-liter V8	19	13	27	2.1	4.9	13.4 @ 111	121	133	54.5	39
<b>Ford Mustang Premium</b>	auto 10	310	2.3-liter 4 turbo	25	16	36	2.5	6.4	14.9 @ 97	125	135	52.5	39
<b>Ford Mustang Mach-E Premium</b>	1-spd. dir.	290	electric	90**	96**	84**	2.3	5.3	13.9 @ 101	136	142	52.0	39
<b>Ford Ranger XLT</b>	auto 10	270	2.3-liter 4 turbo	20	14	27	3.2	7.4	15.8 @ 92	143	150	47.0	43
<b>Genesis G70 Elite</b>	auto 8	252	2.0-liter 4 turbo	23	15	32	3.3	7.8	16.1 @ 91	137	146	56.5	38
<b>Genesis G80 Advanced</b>	auto 8	300	2.5-liter 4 turbo	24	16	34	2.9	6.8	15.2 @ 98	128	134	55.5	40
<b>Genesis GV70 Advanced</b>	auto 8	300	2.5-liter 4 turbo	24	16	34	3.2	7.5	15.8 @ 95	135	143	54.5	39
<b>Genesis GV80 Advanced</b>	auto 8	375	3.5-liter V6 turbo	18	12	25	2.4	6.0	14.5 @ 100	129	139	51.5	41



**ROAD TEST HIGHLIGHTS**

Make + Model	Trans.	HP	Engine	CR's Fuel Economy (mpg)			Acceleration			Braking		Performance	
				Overall	City	Highway	0 - 30 mph (sec.)	0 - 60 mph (sec.)	1/4 mi. (sec. @ mph)	From 60 mph dry (ft.)	From 60 mph wet (ft.)	AM speed (mph)	Turning circle (ft.)
GMC Acadia Denali	auto 9	310	3.6-liter V6	19	13	28	2.6	6.8	15.4 @ 93	130	139	53.5	40
GMC Canyon SLE	auto 8	308	3.6-liter V6	18	13	26	3.0	7.5	15.8 @ 91	132	150	48.5	43
GMC Canyon SLE Diesel	auto 6	181	2.8-liter 4 turbodiesel	24	15	34	3.7	10.3	17.9 @ 80	134	149	49.0	43
GMC Sierra 1500 SLE	auto 8	355	5.3-liter V8	17	11	24	2.4	6.9	15.2 @ 94	136	148	49.5	51
GMC Sierra 1500 SLT Diesel	auto 10	277	3.0-liter 6 turbodiesel	23	16	32	3.1	7.9	16.2 @ 88	144	163	47.0	51
GMC Yukon SLT	auto 10	355	5.3-liter V8	17	11	24	2.9	7.8	16.0 @ 91	145	153	49.0	41
GMC Yukon XL SLT	auto 10	355	5.3-liter V8	16	11	22	2.8	7.6	15.8 @ 92	145	150	49.0	45
Honda Accord Sport	CVT	192	1.5-liter 4 turbo	31	21	42	3.1	7.7	16.1 @ 91	135	142	54.5	39
Honda Accord Hybrid	CVT	212	2.0-liter 4 hybrid	47	40	52	3.0	7.4	16.0 @ 88	139	140	52.5	39
Honda Civic Si	man 6	200	1.5-liter 4 turbo	32	21	44	3.0	7.3	15.4 @ 95	134	147	57.5	40
Honda Civic Sport	CVT	158	2.0-liter 4	33	23	44	4.1	9.7	17.6 @ 86	129	137	56.5	40
Honda Odyssey EX-L	auto 10	280	3.5-liter V6	22	14	33	3.4	8.1	16.4 @ 89	136	152	50.0	41
Honda Passport EX-L	auto 9	280	3.5-liter V6	21	14	28	2.5	6.4	15.0 @ 95	135	143	53.5	40
Honda Pilot EX-L	auto 9	280	3.5-liter V6	20	13	28	3.2	7.5	15.9 @ 92	136	153	49.5	41
Honda Ridgeline RTL	auto 9	280	3.5-liter V6	20	13	29	3.0	7.3	15.8 @ 90	134	142	53.5	46
Hyundai Elantra Hybrid Blue	seq 6	139	1.6-liter 4 hybrid	48	40	55	3.2	8.7	16.8 @ 85	127	131	54.0	37
Hyundai Elantra SEL	CVT	147	2.0-liter 4	33	21	49	3.3	7.9	16.2 @ 90	128	139	55.5	37
Hyundai Ioniq 5 SEL	1-spd. dir.	320	electric	98**	110**	87**	1.9	4.7	13.5 @ 102	131	144	53.0	41
Hyundai Kona SEL	auto 6	147	2.0-liter 4	26	18	34	4.0	11.1	18.3 @ 80	129	131	56.0	36
Hyundai Palisade SEL	auto 8	291	3.8-liter V6	21	15	29	2.6	7.1	15.4 @ 94	132	137	52.5	40
Hyundai Santa Cruz SEL Premium	seq 8	281	2.5-liter 4 turbo	24	16	34	2.6	6.6	15.0 @ 98	132	149	51.5	41
Hyundai Santa Fe SEL	auto 8	191	2.5-liter 4	24	17	32	3.6	10.0	17.6 @ 83	126	136	54.5	39
Hyundai Santa Fe Hybrid SEL Premium	auto 6	226	1.6-liter 4 turbo + electric	30	23	37	3.1	8.3	16.4 @ 88	130	134	51.0	39
Hyundai Sonata Hybrid SEL	auto 6	192	2.0-liter 4 hybrid	44	36	51	3.0	8.0	16.1 @ 90	135	142	54.0	37
Hyundai Sonata SEL	auto 8	191	2.5-liter 4	31	20	46	2.9	7.5	15.8 @ 93	127	138	56.0	37
Hyundai Tucson Hybrid SEL	auto 6	226	1.6-liter 4 turbo + electric	35	29	40	2.9	7.7	15.9 @ 90	132	135	53.0	40
Hyundai Tucson SEL	auto 8	187	2.5-liter 4	26	18	35	3.3	9.6	17.2 @ 84	130	131	53.0	40
Hyundai Venue SEL	CVT	121	1.6-liter 4	32	23	41	3.4	8.9	17.0 @ 83	125	138	55.5	34
Infiniti Q50 Luxe	auto 7	300	3.0-liter V6 turbo	22	14	32	2.4	5.7	14.2 @ 103	126	131	56.0	39
Infiniti QX50 Essential	CVT	268	2.0-liter 4 turbo	22	15	29	3.1	7.2	15.6 @ 94	129	130	55.5	38
Infiniti QX60 Luxe	auto 9	295	3.5-liter V6	21	14	28	2.6	6.7	15.2 @ 93	138	150	52.5	40
Infiniti QX80 Luxe	auto 7	400	5.6-liter V8	15	11	21	2.7	6.9	15.4 @ 94	139	155	48.0	44
Jaguar E-Pace S	auto 9	246	2.0-liter 4 turbo	21	15	29	3.1	7.9	16.3 @ 87	129	131	54.0	39
Jaguar F-Pace R-Dynamic S	auto 8	395	3.0-liter 6 turbo	20	14	27	2.4	6.0	14.4 @ 100	129	139	50.5	41
Jaguar I-Pace HSE	1-spd. dir.	394	electric	76**	80**	72**	2.0	4.3	13.0 @ 108	136	142	52.0	40
Jeep Cherokee Limited	auto 9	270	2.0-liter 4 turbo	23	15	34	3.2	7.5	16.0 @ 91	129	139	53.0	38
Jeep Compass Latitude	auto 9	177	2.4-liter 4	24	16	35	3.6	9.8	17.5 @ 82	137	151	53.5	38
Jeep Gladiator Sport	auto 8	285	3.6-liter V6	18	13	23	2.8	7.8	16.1 @ 88	135	144	49.5	46
Jeep Grand Cherokee Limited	auto 8	293	3.6-liter V6	20	14	28	2.6	7.8	16.0 @ 87	138	145	51.5	40





**ROAD TEST HIGHLIGHTS**

Make + Model	Trans.	HP	Engine	CR's Fuel Economy (mpg)			Acceleration			Braking		Performance	
				Overall	City	Highway	0 - 30 mph (sec.)	0 - 60 mph (sec.)	1/4 mi. (sec. @ mph)	From 60 mph dry (ft.)	From 60 mph wet (ft.)	AM speed (mph)	Turning circle (ft.)
Jeep Grand Cherokee L Limited	auto 8	290	3.6-liter V6	19	13	28	3.0	8.8	16.7 @ 85	141	150	50.5	40
Jeep Renegade Latitude	auto 9	177	1.3-liter 4 turbo	24	16	32	3.8	9.9	17.6 @ 81	130	133	51.5	37
Jeep Wagoneer Series II	auto 8	392	5.7-liter V8	15	10	21	2.6	7.1	15.4 @ 93	149	163	48.5	40
Jeep Wrangler Sahara	auto 8	285	3.6-liter V6	18	13	24	2.7	7.3	15.6 @ 90	144	163	49.0	42
Kia Carnival EX	auto 8	290	3.5-liter V6	21	13	32	3.4	8.4	16.5 @ 90	129	134	52.0	39
Kia EV6 Wind	1-spd. dir.	320	electric	105**	116**	94**	1.8	4.7	13.4 @ 102	126	136	54.5	40
Kia Forte LXS	CVT	147	2.0-liter 4	34	22	49	3.6	8.3	16.7 @ 88	131	142	53.0	36
Kia K5 LXS	auto 8	180	1.6-liter 4 turbo	32	20	52	3.1	7.7	16.0 @ 92	130	140	53.5	37
Kia Rio S	CVT	120	1.6-liter 4	33	22	48	3.6	9.6	17.3 @ 84	131	140	54.5	35
Kia Seltos S	CVT	146	2.0-liter 4	28	20	35	3.6	9.0	17.1 @ 84	128	133	55.0	36
Kia Sorento EX	seq 8	281	2.5-liter 4 turbo	25	17	34	2.6	6.5	14.9 @ 99	133	143	52.5	39
Kia Sorento Hybrid EX	auto 6	227	1.6-liter 4 turbo + electric	28	22	34	3.0	8.1	16.3 @ 88	132	148	53.0	39
Kia Soul EX	CVT	147	2.0-liter 4	28	21	35	3.5	8.8	16.9 @ 84	120	130	55.0	36
Kia Sportage EX	auto 8	187	2.5-liter 4	25	17	34	3.5	10.0	17.5 @ 83	134	151	55.5	40
Kia Sportage Hybrid EX	auto 6	227	1.6-liter 4 turbo + electric	36	31	39	2.9	7.7	15.9 @ 91	139	156	52.0	40
Kia Stinger GT-Line	auto 8	300	2.5-liter 4 turbo	23	16	32	3.0	7.5	15.8 @ 93	132	142	53.5	39
Kia Telluride EX	auto 8	291	3.8-liter V6	21	14	30	2.7	7.2	15.5 @ 93	127	133	53.5	40
Land Rover Defender SE	auto 8	395	3.0-liter 6 turbo	18	12	26	3.0	6.9	15.3 @ 96	147	150	49.0	43
Land Rover Discovery HSE	auto 8	340	3.0-liter 6 turbo	17	12	24	2.9	7.3	15.6 @ 93	138	148	47.5	42
Land Rover Discovery Sport SE	auto 9	246	2.0-liter 4 turbo	21	14	28	3.6	8.6	16.9 @ 87	136	145	50.5	39
Land Rover Range Rover Evoque SE	auto 9	246	2.0-liter 4 turbo	20	13	29	3.2	8.3	16.6 @ 86	126	129	49.5	39
Land Rover Range Rover Velar S	auto 8	247	2.0-liter 4 turbo	21	14	30	3.0	8.4	16.5 @ 88	130	134	51.5	39
Lexus ES350	auto 8	302	3.5-liter V6	25	16	38	3.0	6.9	15.4 @ 97	132	139	53.0	40
Lexus GX460	auto 6	301	4.6-liter V8	17	12	24	2.7	7.5	16.0 @ 89	136	143	48.0	41
Lexus IS300	auto 6	260	3.5-liter V6	22	15	31	2.6	6.1	14.7 @ 98	129	141	55.0	37
Lexus LS500	auto 10	416	3.5-liter V6 turbo	20	12	32	2.4	6.0	14.4 @ 103	136	139	51.5	41
Lexus NX350	auto 8	275	2.4-liter 4 turbo	25	17	35	3.0	7.2	15.5 @ 96	127	138	53.5	38
Lexus NX350h	CVT	240	2.5-liter 4 hybrid	38	37	39	2.8	7.6	15.9 @ 90	138	152	53.0	38
Lexus UX250h	CVT	175	2.0-liter 4 hybrid	37	32	42	3.4	8.8	16.8 @ 86	137	143	54.0	35
Lincoln Aviator Reserve	auto 10	400	3.0-liter V6 turbo	19	12	28	2.5	6.2	14.8 @ 98	138	145	52.0	41
Lincoln Corsair Reserve	auto 8	250	2.0-liter 4 turbo	23	15	33	2.8	7.2	15.7 @ 90	128	139	54.5	38
Lincoln Nautilus Reserve	auto 8	335	2.7-liter V6 turbo	18	12	28	2.6	7.2	15.5 @ 92	128	142	53.5	40
Lincoln Navigator Select	auto 10	450	3.5-liter V6 turbo	16	11	22	2.4	6.2	14.7 @ 98	144	162	47.0	42
Maserati Ghibli S Q4	auto 8	424	3.0-liter V6 turbo	19	12	27	2.5	5.4	14.0 @ 107	115	125	53.5	40
Mazda3 Select	auto 6	186	2.5-liter 4	30	20	44	3.0	7.7	16.1 @ 91	125	134	54.0	37
Mazda CX-30 Preferred	auto 6	186	2.5-liter 4	27	18	37	3.2	8.7	16.7 @ 88	133	147	54.0	37
Mazda CX-5 Preferred	auto 6	187	2.5-liter 4	24	17	33	3.1	8.6	16.6 @ 85	133	144	54.0	37
Mazda CX-50 Premium Plus	auto 6	187	2.5-liter 4	24	16	33	3.4	9.3	17.2 @ 84	131	142	53.0	38
Mazda CX-9 Touring	auto 6	227	2.5-liter 4 turbo	22	15	32	3.1	7.9	16.3 @ 88	139	143	50.0	40





**ROAD TEST HIGHLIGHTS**

Make + Model	Trans.	HP	Engine	CR's Fuel Economy (mpg)			Acceleration			Braking		Performance	
				Overall	City	Highway	0-30 mph (sec.)	0-60 mph (sec.)	1/4 mi. (sec. @ mph)	From 60 mph dry (ft.)	From 60 mph wet (ft.)	AM speed (mph)	Turning circle (ft.)
<b>Mazda MX-5 Miata Club</b>	man 6	181	2.0-liter 4	34	25	42	2.2	6.7	15.1 @ 92	124	133	57.5	32
<b>Mercedes-Benz A220</b>	seq 7	188	2.0-liter 4 turbo	27	17	43	2.9	7.3	15.7 @ 92	130	134	53.0	38
<b>Mercedes-Benz CLA250</b>	seq 7	221	2.0-liter 4 turbo	27	17	42	2.7	6.6	15.1 @ 96	131	143	56.0	36
<b>Mercedes-Benz E350</b>	auto 9	255	2.0-liter 4 turbo	24	15	36	2.8	7.1	15.6 @ 93	128	143	54.5	39
<b>Mercedes-Benz EQS580</b>	1-spd. dir.	516	electric	94**	91**	98**	1.8	4.0	12.4 @ 114	133	148	55.5	37
<b>Mercedes-Benz GLA250</b>	seq 8	221	2.0-liter 4 turbo	27	17	40	2.7	6.8	15.3 @ 93	133	135	54.0	39
<b>Mercedes-Benz GLB250</b>	seq 8	221	2.0-liter 4 turbo	26	17	38	2.7	6.8	15.4 @ 93	125	135	54.5	38
<b>Mercedes-Benz GLE450</b>	auto 9	362	3.0-liter 6 turbo	20	13	29	2.3	6.0	14.4 @ 100	132	138	51.5	39
<b>Mercedes-Benz GLS450</b>	auto 9	362	3.0-liter 6 turbo	20	13	30	2.4	6.4	14.8 @ 97	133	143	50.5	39
<b>Mini Cooper S</b>	man 6	189	2.0-liter 4 turbo	30	23	38	2.7	7.2	15.5 @ 94	130	139	56.0	36
<b>Mini Cooper Countryman S</b>	auto 8	189	2.0-liter 4 turbo	25	17	36	3.1	8.3	16.5 @ 87	120	130	53.0	39
<b>Mitsubishi Eclipse Cross SE</b>	CVT	152	1.5-liter 4 turbo	24	17	31	3.6	9.9	17.6 @ 80	132	134	52.5	36
<b>Mitsubishi Mirage ES</b>	CVT	78	1.2-liter 3	37	28	47	4.4	12.1	19.0 @ 75	138	145	52.5	32
<b>Mitsubishi Outlander SE</b>	CVT	181	2.5-liter 4	25	17	34	3.7	9.8	17.5 @ 83	133	136	51.0	38
<b>Nissan Altima SV</b>	CVT	188	2.5-liter 4	31	20	45	3.1	7.6	15.9 @ 92	131	140	53.5	38
<b>Nissan Armada Platinum</b>	auto 7	400	5.6-liter V8	14	10	20	2.7	6.7	15.3 @ 95	133	147	50.5	43
<b>Nissan Frontier SV</b>	auto 9	310	3.8-liter V6	18	12	24	3.0	7.5	15.8 @ 92	128	136	52.0	44
<b>Nissan Kicks SV</b>	CVT	122	1.6-liter 4	32	24	40	4.0	10.5	18.1 @ 79	137	143	51.5	35
<b>Nissan Leaf SL Plus</b>	1-spd. dir.	214	electric	104**	114**	94**	3.2	7.0	15.7 @ 92	139	142	52.5	37
<b>Nissan Maxima Platinum</b>	CVT	300	3.5-liter V6	25	17	36	2.8	6.5	14.9 @ 99	132	141	53.0	39
<b>Nissan Murano SL</b>	CVT	260	3.5-liter V6	21	15	29	3.4	7.7	16.0 @ 92	131	137	50.5	40
<b>Nissan Pathfinder SL</b>	auto 9	284	3.5-liter V6	21	14	30	3.0	7.6	16.0 @ 90	138	142	52.5	40
<b>Nissan Rogue SV</b>	CVT	201	1.5-liter 3 turbo	25	17	34	3.5	9.1	17.0 @ 87	134	147	56.0	37
<b>Nissan Rogue Sport SV</b>	CVT	141	2.0-liter 4	26	19	34	3.8	10.3	17.9 @ 80	134	139	52.5	38
<b>Nissan Sentra SV</b>	CVT	149	2.0-liter 4	32	22	44	3.5	8.5	16.7 @ 87	129	138	55.5	39
<b>Nissan Titan SV</b>	auto 9	400	5.6-liter V8	16	11	22	2.8	6.7	15.3 @ 95	131	143	49.5	50
<b>Nissan Versa SV</b>	CVT	122	1.6-liter 4	32	22	45	3.7	9.6	17.5 @ 81	130	143	52.5	36
<b>Polestar 2 Standard</b>	1-spd. dir.	408	electric	92**	96**	88**	2.0	4.4	13.1 @ 108	123	127	55.5	39
<b>Porsche 718 Boxster Base</b>	seq 7	300	2.0-liter 4 turbo	26	18	36	1.7	4.4	13.0 @ 110	108	119	59.0	37
<b>Porsche Cayenne Base</b>	auto 8	335	3.0-liter V6 turbo	21	15	29	2.8	6.5	14.9 @ 100	131	140	49.5	41
<b>Porsche Macan S</b>	seq 7	375	2.9-liter V6 turbo	19	13	26	2.7	6.4	14.7 @ 101	130	135	51.0	40
<b>Porsche Taycan 4S</b>	1-spd. dir.	562	electric	69**	68**	71**	1.8	4.0	12.5 @ 115	130	139	52.5	36
<b>Ram 1500 Big Horn</b>	auto 8	395	5.7-liter V8	17	11	24	2.7	7.1	15.4 @ 94	137	150	47.5	48
<b>Ram 1500 Big Horn Diesel</b>	auto 8	260	3.0-liter V6 turbodiesel	23	16	31	3.3	8.8	16.8 @ 87	138	146	47.0	48
<b>Subaru Ascent Limited</b>	CVT	260	2.4-liter 4 turbo	22	14	32	3.3	8.0	16.4 @ 88	129	136	52.0	40
<b>Subaru Crosstrek Hybrid</b>	CVT	148	2.0-liter 4 hybrid + electric	33	28	37	3.4	9.0	17.1 @ 83	129	136	53.0	37
<b>Subaru Crosstrek Premium</b>	CVT	152	2.0-liter 4	29	20	39	4.0	10.2	17.8 @ 82	125	136	54.5	37
<b>Subaru Forester Premium</b>	CVT	182	2.5-liter 4	28	20	38	3.7	9.2	17.2 @ 85	130	138	53.0	36
<b>Subaru Impreza Premium</b>	CVT	152	2.0-liter 4	30	21	41	3.8	9.5	17.3 @ 84	124	140	56.0	37
<b>Subaru Legacy Premium</b>	CVT	182	2.5-liter 4	28	19	39	3.4	8.9	16.9 @ 86	131	141	54.5	39



**ROAD TEST HIGHLIGHTS**

Make + Model	Trans.	HP	Engine	CR's Fuel Economy (mpg)			Acceleration			Braking		Performance	
				Overall	City	Highway	0-30 mph (sec.)	0-60 mph (sec.)	1/4 mi. (sec. @ mph)	From 60 mph dry (ft.)	From 60 mph wet (ft.)	AM speed (mph)	Turning circle (ft.)
Subaru Outback Limited XT	CVT	260	2.4-liter 4 turbo	24	16	32	3.0	7.1	15.5 @ 95	132	143	54.0	38
Subaru WRX Premium	man 6	271	2.4-liter 4 turbo	25	18	33	1.8	5.8	14.1 @ 101	124	130	59.0	38
Tesla Model 3 Long Range	1-spd. dir.	258	electric	130**	136**	123**	2.4	5.3	14.0 @ 102	133	141	55.0	40
Tesla Model S Long Range	1-spd. dir.	670	electric	120**	101**	102**	1.6	3.2	11.1 @ 130	125	135	58.0	40
Tesla Model X Long Range	1-spd. dir.	670	electric	102**	107**	97**	2.2	4.9	13.4 @ 106	127	135	53.5	42
Tesla Model Y Long Range	1-spd. dir.	384	electric	121**	127**	114**	2.3	4.7	13.1 @ 113	121	127	54.5	41
Toyota 4Runner SR5	auto 5	270	4.0-liter V6	18	12	24	3.0	7.7	16.1 @ 89	131	145	48.0	45
Toyota Avalon Hybrid XLE	CVT	215	2.5-liter 4 hybrid	42	32	52	3.5	8.3	16.5 @ 90	135	139	53.0	39
Toyota Camry Hybrid LE	CVT	208	2.5-liter 4 hybrid	47	39	53	3.3	7.8	16.1 @ 92	138	147	54.5	40
Toyota Camry LE	auto 8	203	2.5-liter 4	32	20	49	3.2	8.0	16.3 @ 91	126	133	53.5	39
Toyota C-HR XLE	CVT	144	2.0-liter 4	29	19	42	4.8	11.2	18.6 @ 80	131	147	52.5	36
Toyota Corolla Hybrid LE	CVT	121	1.8-liter 4 hybrid	48	37	59	3.7	10.3	17.8 @ 81	142	148	53.0	37
Toyota Corolla LE	CVT	139	1.8-liter 4	33	23	45	4.5	10.4	18.1 @ 83	134	143	53.0	37
Toyota Corolla Cross LE	CVT	169	2.0-liter 4	28	21	35	3.6	9.3	17.2 @ 85	128	140	58.0	37
Toyota Corolla Hatchback SE	CVT	168	2.0-liter 4	36	24	51	3.4	8.7	16.8 @ 87	129	133	53.5	39
Toyota Highlander Hybrid XLE	CVT	243	2.5-liter 4 hybrid	35	27	41	2.9	8.0	16.2 @ 88	141	153	49.5	39
Toyota Highlander XLE	auto 8	295	3.5-liter V6	22	14	32	2.9	7.3	15.7 @ 93	132	141	50.0	38
Toyota Prius LE	CVT	121	1.8-liter 4 hybrid	52	43	59	3.6	10.3	17.8 @ 81	135	149	53.5	35
Toyota Prius Prime XLE	CVT	121	1.8-liter 4 hybrid + electric	69	56	81	3.7	10.8	18.1 @ 78	139	147	55.0	35
Toyota RAV4 Hybrid XLE	CVT	219	2.5-liter 4 hybrid	37	32	41	2.9	7.8	16.0 @ 91	139	145	52.0	37
Toyota RAV4 XLE	auto 8	203	2.5-liter 4	27	19	38	3.1	8.3	16.5 @ 88	131	140	54.0	37
Toyota RAV4 Prime XSE	CVT	302	2.5-liter 4 hybrid + electric	34	29	39	2.4	6.3	14.8 @ 97	142	155	51.0	39
Toyota Sienna XLE	CVT	245	2.5-liter 4 hybrid	36	28	43	3.2	8.2	16.4 @ 89	148	155	50.0	40
Toyota Supra Premium	auto 8	382	3.0-liter 6 turbo	27	18	36	2.0	4.6	13.0 @ 112	115	138	56.0	35
Toyota Tacoma SR5	auto 6	278	3.5-liter V6	19	14	25	3.5	8.2	16.5 @ 90	146	158	46.0	42
Toyota Tundra SR5	auto 10	389	3.5-liter V6 turbo	17	12	23	2.4	6.3	14.8 @ 98	140	150	48.0	50
Toyota Venza XLE	CVT	219	2.5-liter 4 hybrid	37	31	42	2.9	7.8	16.0 @ 91	137	147	51.0	39
Volkswagen Arteon SEL R-Line	seq 7	300	2.0-liter 4 turbo	24	16	36	3.3	7.9	16.1 @ 94	125	129	53.5	40
Volkswagen Atlas SEL	auto 8	276	3.6-liter V6	20	13	28	3.5	8.7	16.7 @ 88	135	148	51.0	40
Volkswagen Atlas Cross Sport SE	auto 8	235	2.0-liter 4 turbo	21	14	30	3.7	8.7	16.8 @ 88	131	134	52.0	40
Volkswagen GTI SE	man 6	241	2.0-liter 4 turbo	28	19	39	2.8	6.4	14.9 @ 100	127	141	56.0	37
Volkswagen ID.4 Pro S	1-spd. dir.	295	electric	93**	98**	88**	2.5	5.8	14.5 @ 98	134	138	52.5	38
Volkswagen Jetta SE	auto 8	158	1.5-liter 4 turbo	34	21	54	3.6	9.0	17.0 @ 87	135	138	52.0	38
Volkswagen Taos SE	seq 7	158	1.5-liter 4 turbo	26	17	39	3.7	9.4	17.3 @ 84	130	134	53.0	39
Volkswagen Tiguan SE	auto 8	184	2.0-liter 4 turbo	25	16	35	4.1	10.3	17.9 @ 83	131	135	52.0	39
Volvo S60 Momentum	auto 8	247	2.0-liter 4 turbo	26	17	39	3.0	7.3	15.5 @ 95	125	139	53.5	38
Volvo S90 T6 Momentum	auto 8	295	2.0-liter 4 turbo	23	14	35	2.9	7.2	15.4 @ 98	130	142	52.5	39
Volvo XC40 Momentum	auto 8	248	2.0-liter 4 turbo	24	16	33	2.9	7.3	15.6 @ 94	132	135	54.0	38
Volvo XC60 Momentum	auto 8	250	2.0-liter 4 turbo	23	15	32	3.0	8.0	16.2 @ 90	124	129	52.0	39
Volvo XC90 T6 Momentum	auto 8	316	2.0-liter 4 turbo	20	14	28	3.1	7.7	15.9 @ 93	126	137	52.5	41



## Best and Worst Used Cars

Need new wheels but have a tight budget? Buying used is a way to get the biggest bang for your buck.

But picking out a good used car from a sea of bad ones has never been easy. You want one that's reliable, reasonably priced, and equipped with modern safety features. Add in the desire to avoid a car that has been damaged in a crash and the process can feel overwhelming.

It doesn't have to be. We've created this handy guide to help you find the sedans, minivans, wagons, pickups, and SUVs that are most likely to fulfill your needs without soaking you in repair bills.

Each model performed well in our road tests when it was new and had above-average reliability for the model years shown. In addition, each comes standard with electronic stability control.

Of course, there's always a lemon in the bunch. We also included lists of used cars that you should avoid, because they proved to be particularly troublesome.

Even for the used cars we recommend, if a former owner didn't maintain the car it could have problems. To avoid surprises down the road, make sure to pay for an inspection by a certified mechanic before finalizing the deal.

### \$5,000- \$10,000

#### SMALL CARS

**Nissan Leaf 2013, 2015-16**  
**Toyota Prius C 2012-13**

The Leaf is a very reasonably priced electric vehicle with a typical range of 75 miles. Smaller and lower-priced than the regular Prius Hybrid, the C returned an excellent 43 mpg overall in our tests.

#### MIDSIZED CAR

**Mazda6 2012**

The Mazda returns impressive fuel economy without compromising performance. It's fun to drive and comfortable, and has a well-finished cabin.

#### MIDSIZED SUV

**Nissan Murano 2012**

This generation Murano is more luxurious than sporty, with a comfortable ride and nice interior. Expect 19 mpg overall from the 3.5-liter V6 engine.



Buick  
LaCrosse

### \$10,000-\$15,000

#### SMALL CARS

**Ford C-Max 2014-16**  
**Toyota Prius 2012-15**

The Focus-based C-Max is practical and nicely finished, and it returned 37 mpg overall in our tests. The Prius proves that you don't have to give up space or ride comfort to get stellar gas mileage—its 44 mpg overall is excellent.

#### MIDSIZED & LARGE CARS

**Honda Accord 2012-13**  
**Buick LaCrosse 2012-13**

Both model years are roomy and comfortable, but the redesigned

2013 Accord has more available active safety systems and gets better fuel economy. The Buick boasts a large, well-finished interior, responsive handling, and lots of available active safety features.

#### WAGON

**Toyota Venza 2012-13**

Part wagon, part SUV, the Venza has a quiet interior, a roomy rear seat, and a generous cargo area. Handling is secure though not sporty. Reliability is impressive.

#### SMALL SUVs

**Honda CR-V 2012-13**  
**Mazda CX-5 2013-15**

Honda's reasonably priced and functional CR-V has generous rear-seat and cargo room. Fuel economy is good, and the suspension soaks up bumps with ease. Mazda's small SUV has taut, agile handling and well-weighted steering, although the ride is choppy and the cabin gets loud. Look for a version with the 2.5-liter engine, which gets 25 mpg overall and is more responsive than the 2.0-liter engine.



**BEST AND WORST USED CARS**



Toyota RAV4

**\$15,000-\$20,000**

**SMALL CARS**

**Mazda3 2016-17**

**Toyota Prius V 2015-17**

The Mazda3 is a joy to drive, with sharp handling, sprightly yet efficient engines, and smooth transmissions. It also has a

premium-feeling interior, which stands out in this class. The Prius V provides a roomy rear seat that can fit three adults and a generous cargo area, along with an excellent 41 mpg overall.

**MIDSIZED CAR**

**Subaru Legacy 2015-16**

This generation Legacy is roomy, refined, and one of the best-riding sedans available. We got 26 mpg overall, impressive given the standard AWD.

**LUXURY CARS**

**Infiniti Q50 2014**

**Lexus IS 2012**

The Q50's powerful V6, impressive handling agility and firm yet compliant ride make it fun to drive. Plush and quiet, the Lexus is quick yet also has commendable fuel economy.

**SMALL SUV**

**Toyota RAV4 2013-15**

This version of the RAV4 is roomy and versatile, as well as a wise choice as a used car. The 2013 to

2015 vintage handles nimbly and gets 24 mpg in the AWD version. But the ride is a bit stiff and the cabin is rather loud.

**MIDSIZED SUV**

**Toyota Highlander 2012-14**

The three-row Highlander has a quiet interior, room for seven, straightforward controls, and top-notch reliability. The re-designed 2014 model lost the previous generation's cushy ride and plush interior but the V6's fuel economy gained 2 mpg, to 20 mpg overall. Seating also expanded to eight people.

**PICKUP**

**Toyota Tacoma 2014-15**

The Tacoma is rough and utilitarian, but it's an extremely reliable and dependable truck that holds its value incredibly well.

**\$20,000-\$25,000**

**SMALL CAR**

**Toyota Corolla 2018-20**

The Corolla's rear seat rivals that of some mid-sized sedans, but the car returns a frugal 32 mpg overall. Ride comfort is commendable, and handling is responsive. Plus, FCW and AEB are standard, a rarity in the class.

**LARGE CAR**

**Toyota Avalon 2016-17**

Toyota improved the Avalon's ride in 2016, making it more luxurious and less harsh. The V6 returned 24 mpg, while the hybrid version got a terrific 36 mpg overall. Multiple active safety systems were available.

**SPORTY CAR/CONVERTIBLE**

**Mazda MX-5 Miata 2016**

A 2016 redesign took the Miata back to its roots. It feels light and quick, is frugal with fuel, and is fun to drive at slow and fast speeds. It gets loud and has a stiff ride, but it's sure to put a smile on your face when you can take your time and drive it on curvy roads.

**SMALL SUVs**

**Mazda CX-5 2017-18**

**Nissan Rogue Sport 2017, 2019**

The nimble CX-5 has a better ride and a quieter cabin than the previous generation. It still gets a good 25 mpg overall.

The Rogue Sport has good handling, a refined ride, and a mostly quiet interior. Look for a 2019 model, which has standard FCW and AEB.

**MIDSIZED SUV**

**Lexus RX 2014-15**

The RX is a relaxed cruiser

and has proved to deliver an almost headache-free ownership experience. It also offers a quiet and plush cabin. In our tests the powerful V6 engine returned 21 mpg overall, while the hybrid got 26 mpg, which is impressive for a mid-sized SUV.



Mazda CX-5



**BEST AND WORST USED CARS**

**\$25,000-\$30,000**

**SMALL CAR**

**Toyota Prius 2020-21**

The fourth-generation Prius was a revolution, getting an incredible 52 mpg overall, thanks to a new, larger, and more efficient engine. The car sits low, sacrificing some access, visibility, and rear seat space, but handling is more surefooted and interior noise was reduced.

**MIDSIZED AND LUXURY CARS**

**Toyota Camry 2018-19**  
**Lexus GS 2015-16**

This Camry is a bit more agile than its predecessors, but the ride is still smooth and comfortable. We got 32 mpg with the standard four-cylinder engine; the hybrid got an astounding 47 mpg overall. The GS is a true sports sedan, with nimble handling and a supple ride. Its comfortable cabin is roomy and luxurious.

**SMALL SUV**

**Subaru Crosstrek 2019-20**

The Crosstrek delivers good fuel economy and impressive ride comfort. Its handling is competent and enjoyable. Look for a version with the optional FCW and AEB.

**MIDSIZED SUV**

**Toyota 4Runner 2014-16**

For those whose driving takes them off the beaten path, the 4Runner is an off-road champ. It has a quiet, well-finished interior, a smooth V6, and an available third-row seat.

**PICKUP**

**Toyota Tundra 2016-17**

Among full-sized pickup trucks, the Tundra is a very reliable option. There's plenty of power from the V8 engine, off-road prowess and towing capability are impressive, and fuel economy is competitive. The damped tailgate is a nice convenience feature.



Subaru  
Crosstrek

Nissan  
Murano



**\$30,000-\$40,000**

**SMALL CARS**

**Toyota Prius Prime 2021**

This plug-in Prius can usually drive about 25 miles on electricity only. It takes 2 hours to charge through a 240-volt connector and 5 hours on a regular 120-volt. When not running in EV mode, the Prime gets 50 mpg overall.

**MIDSIZED AND LUXURY CARS**

**Honda Accord 2020-21**  
**Acura TLX 2019-20**

The Accord has responsive handling and a composed ride. The turbo engines are both powerful and efficient, while the hybrid version gets 47 mpg overall. Buyers can find TLXs with four- and six-cylinder engines, the latter available with all-wheel drive. Both deliver good fuel economy, and FCW and AEB are standard.

**SPORTY CAR/CONVERTIBLE**

**Audi A5 2018**

Audi's A4-based sports coupe and convertible has the same frugal-yet-powerful turbo four-cylinder engine, precise handling, supple ride, and quiet interior.

**SMALL SUVs**

**Buick Envision 2020-21**  
**Lexus NX 2017-20**

The Envision is pleasant, if unexciting. It has a well-finished interior, a user-friendly infotainment system, and stellar reliability. But fuel economy is unimpressive. The NX returns good fuel economy and is very reliable. Plus, in 2018 FCW and AEB became standard. However, the SUV's ride is fairly stiff, the interior is cramped, and the controls are frustrating to use.

**MIDSIZED SUV**

**Nissan Murano 2019-20**

While an older design, the Murano is still a refined, comfortable, and reliable SUV. The ride is steady and absorbent on the 18-inch wheels and tires, and fuel economy is average for the class.





## WORST USED CARS

These 121 models have records of much-worse-than-average reliability, based on responses to our Annual Auto Surveys.

### ACURA

MDX '18

### AUDI

A3 '17  
A4 '12  
A6 '12  
Q5 '12-13  
Q7 '17, '21  
Q8 '19  
E-Tron '19

### BMW

2 Series '18  
3 Series '12  
4 Series '17, '21  
5 Series '12, '14  
X1 '14  
X3 '13-14  
X5 '13-14

### BUICK

Enclave '12, '20-21  
Encore '14, '16, '18

### CADILLAC

SRX '14  
XT4 '19  
XT5 '17

### CHEVROLET

Bolt '19, '21  
Colorado '17-19, '21  
Corvette '15, '19, '21  
Cruze '12-14, '16  
Equinox '12  
Impala '17  
Malibu '13-14  
Silverado 1500  
'15-21  
Silverado 2500HD  
'18-19  
Suburban '15-17  
Tahoe '15-19, '21  
Traverse '14, '18, '21  
Volt '15

### CHRYSLER

Pacifica '17-18, '21  
Town & Country '14

### DODGE

Durango '14-15  
Grand Caravan  
'14, '17

### FIAT

500 '12-13

### FORD

Escape '13, '18, '20  
Expedition '15-18  
Explorer '16, '18-21  
F-150 '17-18  
F-250 '18  
F-350 '15, '19  
Flex '13  
Focus '12-18  
Fusion '20  
Mustang '16, '18-20  
Taurus '13

### GMC

Acadia '12-14, '16-18,  
'20  
Canyon '17, '19-21  
Sierra 1500 '15-21  
Sierra 2500HD  
'18-19  
Terrain '12  
Yukon '15-19, '21  
Yukon XL '15-17

### GENESIS

G80 '19  
GV80 '21

### HONDA

Civic '18  
Fit '15  
Odyssey '19  
Pilot '17

### HYUNDAI

Accent '12-13  
Elantra GT '17  
Kona '20  
Kona Electric '19-20  
Santa Fe '14  
Santa Fe Sport  
'13-14  
Sonata '12, '14, '16  
Tucson '16-18

### JEEP

Cherokee '14-15, '21  
Compass '18  
Gladiator '20  
Grand Cherokee '18  
Renegade '17  
Wrangler '13-16,  
'18-20  
Wrangler JK '18

### KIA

Forte '15, '19  
Niro '18  
Optima '12-13  
Seltos '21  
Sorento '13-14,  
'18, '21  
Soul '12, '14, '20  
Sportage '17

### LINCOLN

Aviator '20  
Corsair '20  
Nautilus '19

### MAZDA

3 '19

### MERCEDES-BENZ

C-Class '20  
E-Class '20  
GLC '21  
GLE '20-21  
M-Class '12  
S-Class '15

### MINI

Cooper '12-13,  
'16, '19  
Cooper Clubman  
'12-13, '16, '19

### NISSAN

Altima '16  
Pathfinder '13-15  
Sentra '12, '15  
Titan '17

### PORSCHE

Cayenne '16

### RAM

1500 '15  
1500 Classic '19  
2500 '16-18

### SUBARU

Ascent '19-20  
Impreza '13

### TESLA

Model S '14, '20  
Model X '17-18, '20  
Model Y '20

### TOYOTA

Tacoma '19

### VOLKSWAGEN

Atlas '18  
Beetle '19  
GTI '15  
Jetta '12, '20  
Tiguan '16, '19-21

### VOLVO

S60 '15, '19  
S90 '18  
V60 '15, '19  
V90 '18  
XC60 '13  
XC90 '16-17, '19, '21



## Reliable Used Cars for Every Budget

Here are all the most reliable 2012 to 2021 models, so you can find the newest used vehicle with the most up-to-date safety

features. All the models listed in the charts come standard with electronic stability control (ESC), a key safety feature. Models

highlighted in **blue** performed well in our testing when new and have multiple years of better-than-average reliability.

Make + Model	Price					
	\$5K- \$10K	\$10K- \$15K	\$15K- \$20K	\$20K- \$25K	\$25K- \$30K	\$30K- \$40K
CARS: SMALL						
Chevrolet Volt	'13	'14	—	—	—	—
✓ Ford C-Max	—	'14-16	'17	—	—	—
Honda Civic	'12	'13-14	'15	'19	'20-21	—
Honda Fit	'12-13	—	'16-18	'20	—	—
Honda Insight	—	—	—	'19-20	—	—
Hyundai Elantra	—	—	'16	'20	—	—
Kia Niro EV	—	—	—	—	—	'19-20
Kia Soul	—	—	'18	'19	—	—
Lexus CT 200h	—	'12-13	—	—	—	—
✓ Mazda3	'12	'13-15	'16-17	'18	—	—
✓ Nissan Leaf	'13, '15-16	'17	'18	'19	'20	—
Subaru Impreza	—	—	'15	'18-20	—	—
✓ Toyota Corolla	'12	'13-15	'16-17	'18-20	—	—
✓ Toyota Prius	—	'12-15	'16-17	'18-19	'20-21	—
✓ Toyota Prius C	'12-13	'14-16	—	—	—	—
✓ Toyota Prius Prime	—	—	—	'17-18	'19-20	'21
✓ Toyota Prius V	—	'12-14	'15-17	—	—	—
Volkswagen Golf	—	'15	'17	'18-19	—	—
CARS: MIDSIZED AND LARGE						
Chevrolet Impala	—	'15-16	—	'18-19	—	—
Ford Fusion	—	'15	—	'18-19	—	—
✓ Honda Accord	—	'12-13	'14-16	'17	'19	'20-21
Hyundai Sonata	—	—	—	—	'20	'21

Make + Model	Price					
	\$5K- \$10K	\$10K- \$15K	\$15K- \$20K	\$20K- \$25K	\$25K- \$30K	\$30K- \$40K
CARS: MIDSIZED AND LARGE <i>Continued</i>						
✓ Mazda6	'12	'14-15	'16-17	—	'19	—
Nissan Altima	'12	—	'17	—	'20	—
Nissan Maxima	—	—	—	'16-17	—	—
✓ Subaru Legacy	—	'12-13	'15-16	'17-18	'19-20	'21
✓ Toyota Avalon	—	'12	'13-15	'16-17	'18	'19-20
✓ Toyota Camry	—	'12-14	'15-16	'17	'18-19	'21
Volkswagen Passat	—	'15	—	'17-18	—	—
CARS: LUXURY						
Acura TL	—	'12-13	—	—	—	—
✓ Acura TLX	—	—	—	'15-16	'18	'19-20
Audi A4	—	—	'15	—	—	'18-20
Audi A6	—	'13	—	—	'16	'17-18
BMW 3 Series	—	—	—	'16	—	'19
✓ Buick LaCrosse	—	'12-13	'14-16	'17	—	—
Infiniti G	—	'12-13	—	—	—	—
✓ Infiniti Q50	—	—	'14	'17	'19	—
✓ Lexus ES	—	'12	'13-14	'15-16	'17	'18
✓ Lexus GS	—	—	—	'13-14	'15-16	—
✓ Lexus IS	—	—	'12	'14	'15	—
✓ Lexus LS	—	—	—	—	'13	'14-15
Lincoln MKZ	—	—	'15	'16	'17	'19
Mercedes-Benz C-Class	—	—	—	'15	'16	'18
Mercedes-Benz E-Class	—	—	'12-13	—	'16	'17





**RELIABLE USED CARS FOR EVERY BUDGET**

Make + Model	Price					
	\$5K- \$10K	\$10K- \$15K	\$15K- \$20K	\$20K- \$25K	\$25K- \$30K	\$30K- \$40K

**SPORTS CARS/CONVERTIBLES**

✓ Audi A5	—	—	'13	'15	—	'18
✓ Mazda MX-5 Miata	—	—	'12-13	'16	'19-20	—

**WAGONS AND MINIVANS**

Audi Allroad	—	—	'15	—	—	'18-20
Honda Odyssey	—	—	—	'17	—	'20
✓ Toyota Sienna	—	'12-13	'14-15	'16	'17	'18
✓ Toyota Venza	—	'12-13	'14-15	—	—	'21

**SUVs: SMALL**

Acura RDX	—	—	'13-15	'16	'17-18	—
Audi Q5	—	—	—	—	'17	'19
Buick Encore	—	—	—	'19-20	—	—
✓ Buick Envision	—	—	—	'17	'18-19	'20-21
Cadillac XT5	—	—	—	—	—	'18-19
✓ Honda CR-V	—	'12-13	'14-15	'16-17	'18-19	'20-21
Honda HR-V	—	—	'16-17	'18	'21	—
Hyundai Tucson	—	—	—	—	'19-21	—
✓ Lexus NX	—	—	—	—	'15-16	'17-20
Lincoln MKC	—	—	—	'17	—	'19
✓ Mazda CX-5	—	'13-15	'16	'17-18	'19-20	'21
Mercedes-Benz GLC	—	—	—	—	—	'17-18
Nissan Rogue	'12-13	'14-15	'16-17	—	'19-20	—
✓ Nissan Rogue Sport	—	—	—	'17, '19	'20	—
✓ Subaru Crosstrek	—	—	—	'18	'19-20	'21
Subaru Forester	—	—	—	—	'19	'20-21
✓ Toyota RAV4	—	'12	'13-15	'16-17	'18	—
Volvo XC60	—	—	'16	'17	—	'19

Make + Model	Price					
	\$5K- \$10K	\$10K- \$15K	\$15K- \$20K	\$20K- \$25K	\$25K- \$30K	\$30K- \$40K

**SUVs: MIDSIZED AND LARGE**

Acura MDX	—	'12	'13	'15-16	—	'17, '19
Chevrolet Blazer	—	—	—	—	—	'20-21
Ford Edge	—	'14	'15	—	—	'20
Honda Passport	—	—	—	—	—	'20-21
Honda Pilot	—	'12-13	'14-15	—	'18	—
Hyundai Santa Fe	—	—	'16	—	'18-19	'20
Kia Telluride	—	—	—	—	—	'20
Lexus GX	—	—	—	—	—	'16
✓ Lexus RX	—	—	'12-13	'14-15	—	'16-18
Mazda CX-9	—	'13-14	—	—	'18-19	'20-21
✓ Nissan Murano	'12	'14	'16	'17	'18	'19-20
Subaru Outback	—	'14	'16	'17-18	'19	'21
✓ Toyota 4Runner	—	—	—	'12-13	'14-16	'17-19
✓ Toyota Highlander	—	—	'12-14	'15-16	'17	'18, '20

**PICKUP TRUCKS**

Ford Ranger	—	—	—	—	—	'20-21
Honda Ridgeline	—	—	'12-14	—	—	—
Nissan Frontier	—	'12-14	'15-17	'18	—	—
✓ Toyota Tacoma	—	'12-13	'14-15	'16	'17	'18, '20-21
✓ Toyota Tundra	—	—	'12-13	'14-15	'16-17	'18-19



# Most and Least Reliable Cars

## HOW TO READ OUR RELIABILITY CHARTS

### New Model Prediction

This is our projection of how reliable a 2022 or early 2023 model is likely to be. It is determined using the average of the same model's overall reliability ratings for the past three years, provided the model was not redesigned or significantly changed during that time. If the model was redesigned in 2021 or 2020, we might make a reliability determination based on just one or two years' data. For new or redesigned models, we base our prediction

on the reliability history of the previous generation, brand, and similar models. A blank indicates the model was discontinued.

### Overall Reliability (Used Cars)

This rating indicates how many problems a model has had compared with the average problem rate for vehicles of the same model year, as reported by our members in the 17 trouble spots. More serious problems, such as major engine and transmission, engine cooling, and drive system categories, can be more expensive to repair and are given extra weight in our scoring.

### Trouble Spots

Models that score a are not necessarily

unreliable, but they suffer a higher rate of problems than the average model. Similarly, models that score a are not necessarily trouble-free, but they have relatively few problems compared with other models of the same year. Newer vehicles should have few, if any, problems and all score . In some cases a model may score and in most categories, but the verdict is a or lower because it still has more problems than the average model overall. An empty column indicates the model wasn't sold that year; a column of asterisks (\*) indicates that there is insufficient data for that year. Redesigned or newly introduced model years are noted with the model year appearing inside a gray box.

## 17 TROUBLE SPOTS WE LOOK AT

**Engine, Major** Engine rebuild or replacement, cylinder head, head gasket, turbo or super-charger, timing chain or timing belt.

**Engine, Minor** Oil or fuel leaks, accessory belts and pulleys, engine computer, engine mounts, engine knock or ping, electric drive motor malfunction.

**Engine, Cooling** Radiator, cooling fan, antifreeze leaks, water pump, thermostat, overheating.

**Transmission, Major** Transmission rebuild or replacement, torque converter, premature clutch replacement.

**Transmission, Minor** Gear selector or linkage, coolers and lines, rough shifting, slipping transmission, leaks, transmission computer, transmission sensor or solenoid, clutch adjustment, hydraulics (clutch master or slave cylinder).

**Drive System** Driveshaft or axle, CV joint, differe-

ntial, transfer case, 4WD/AWD components, driveline vibration, traction control, electronic stability control (ESC), electrical failure.

**Fuel System** Sensors (includes O2 or oxygen sensor), emission control devices (includes EGR), fuel gauge/sender, fuel injection system, fuel pump, problems filling the tank.

**Electrical** Alternator, starter, hybrid/electric battery replacement, hybrid/electric battery and related systems, regular battery, battery cables, engine harness, coil, ignition switch, electronic ignition, spark plugs and wires failure, electric vehicle charging.

**Climate System** Blower (fan) motor, A/C compressor, condenser, evaporator, heater system, automatic climate control, refrigerant leakage, electrical failure.

**Suspension** Shocks or struts, ball joints, tie rods, wheel bearings, alignment, steering linkage (includes rack and pinion), power steering (pumps and hoses, leaks), wheel balance, springs or torsion

bars, bushings, electronic or air suspension.

**Brakes** Premature wear, pulsation or vibration, squeaking, master cylinder, calipers, rotors, antilock brake system (ABS), parking brake, brake failure, regenerative braking.

**Exhaust** Muffler, pipes, catalytic converter, exhaust manifold, leaks.

**Paint/Trim** Paint (fading, chalking, cracking, peeling), loose trim or moldings, rust.

**Noises/Leaks** Squeaks or rattles, seals and/or weather stripping, air or water leaks, wind noise.

**Body Hardware** Windows, locks and latches, tailgate, hatch or trunk, doors or sliding doors, mirrors, seat controls (power or manual), heated or cooled seats, heated steering wheel, seat belts, sunroof, convertible top, glass defects.

**Power Equipment and Accessories** Cruise control, clock, warning lights, body control module, keyless entry,

wiper motor or washer, tire pressure monitor, interior or exterior light, horn, gauges, 12V power plug, remote engine start, alarm or security system, headlights.

**In-Car Electronics** Audio system, entertainment system, navigation system, backup camera/sensors, communication system, hardware replacement.

## AVERAGE PROBLEM RATES

This chart shows the average rates of problems for all vehicles in our survey. For example, in 2017, about two percent of vehicles had power equipment problems on average. Models with fewer problems will score a or ; models with more problems will score a or .

	'14	'15	'16	'17	'18	'19	'20	'21
Engine, Major	2	1	1	1	1	<1	<1	<1
Engine, Minor	2	2	1	1	1	1	<1	<1
Engine, Cooling	1	1	1	<1	<1	<1	<1	<1
Transmission, Major	1	1	1	1	1	<1	<1	<1
Transmission, Minor	1	1	1	1	1	1	<1	<1
Drive System	1	1	1	1	1	1	<1	<1
Fuel System	2	2	1	1	1	1	<1	<1
Electrical	1	1	1	1	<1	<1	<1	<1
Climate System	3	2	2	1	1	1	1	<1
Suspension	3	2	1	1	1	1	1	<1
Brakes	3	2	2	2	1	1	1	<1
Exhaust	1	<1	<1	<1	<1	<1	<1	<1
Paint/Trim	1	1	1	1	1	1	1	<1
Noises/Leaks	2	2	2	2	2	1	1	1
Body Hardware	1	1	1	1	1	1	1	<1
Power Equipment	2	3	2	2	2	2	2	1
In-Car Electronics	4	3	3	3	3	3	3	2



**RELIABILITY** ACURA - BMW

New Model Prediction ▶	Acura MDX	Acura RDX	Acura TLX	Audi A3	Audi A4
	'14 '15 '16 '17 '18 '19 '20 '22	'14 '15 '16 '17 '18 '19 '20 '21	'14 '15 '16 '17 '18 '19 '20 '21	'14 '15 '16 '17 '18 '19 '20 '21	'14 '15 '16 '17 '18 '19 '20 '21
Overall Reliability					
Engine, Major					
Engine, Minor					
Engine, Cooling					
Transmission, Major					
Transmission, Minor					
Drive System					
Fuel System					
Electrical					
Climate System					
Suspension					
Brakes					
Exhaust					
Paint/Trim					
Noises/Leaks					
Body Hardware					
Power Equipment					
In-Car Electronics					

New Model Prediction ▶	Audi A5	Audi A6	Audi E-Tron	Audi Q3	Audi Q5
	'14 '15 '16 '17 '18 '19 '20 '21	'14 '15 '16 '17 '18 '19 '20 '21	'14 '15 '16 '17 '18 '19 '20 '21	'14 '15 '16 '17 '18 '19 '20 '21	'14 '15 '16 '17 '18 '19 '20 '21
Overall Reliability					
Engine, Major					
Engine, Minor					
Engine, Cooling					
Transmission, Major					
Transmission, Minor					
Drive System					
Fuel System					
Electrical					
Climate System					
Suspension					
Brakes					
Exhaust					
Paint/Trim					
Noises/Leaks					
Body Hardware					
Power Equipment					
In-Car Electronics					

New Model Prediction ▶	Audi Q7	BMW 2 Series	BMW 3 Series	BMW 4 Series	BMW 5 Series
	'14 '15 '16 '17 '18 '19 '20 '21	'14 '15 '16 '17 '18 '19 '20 '21	'14 '15 '16 '17 '18 '19 '20 '21	'14 '15 '16 '17 '18 '19 '20 '21	'14 '15 '16 '17 '18 '19 '20 '21
Overall Reliability					
Engine, Major					
Engine, Minor					
Engine, Cooling					
Transmission, Major					
Transmission, Minor					
Drive System					
Fuel System					
Electrical					
Climate System					
Suspension					
Brakes					
Exhaust					
Paint/Trim					
Noises/Leaks					
Body Hardware					
Power Equipment					
In-Car Electronics					













## RELIABILITY FORD - HONDA

New Model Prediction ▶	Ford Mustang Mach-E	Ford Ranger	Ford Taurus	Genesis G70	Genesis G80
	'14 '15 '16 '17 '18 '19 '20 '21	'14 '15 '16 '17 '18 '19 '20 '21	'14 '15 '16 '17 '18 '19 '20 '21	'14 '15 '16 '17 '18 '19 '20 '21	'14 '15 '16 '17 '18 '19 '20 '21
Overall Reliability					
Engine, Major					
Engine, Minor					
Engine, Cooling					
Transmission, Major					
Transmission, Minor					
Drive System					
Fuel System					
Electrical					
Climate System					
Suspension					
Brakes					
Exhaust					
Paint/Trim					
Noises/Leaks					
Body Hardware					
Power Equipment					
In-Car Electronics					

New Model Prediction ▶	Genesis GV80	GMC Acadia	GMC Canyon	GMC Sierra 1500	GMC Terrain
	'14 '15 '16 '17 '18 '19 '20 '21	'14 '15 '16 '17 '18 '19 '20 '21	'14 '15 '16 '17 '18 '19 '20 '21	'14 '15 '16 '17 '18 '19 '20 '21	'14 '15 '16 '17 '18 '19 '20 '21
Overall Reliability					
Engine, Major					
Engine, Minor					
Engine, Cooling					
Transmission, Major					
Transmission, Minor					
Drive System					
Fuel System					
Electrical					
Climate System					
Suspension					
Brakes					
Exhaust					
Paint/Trim					
Noises/Leaks					
Body Hardware					
Power Equipment					
In-Car Electronics					

New Model Prediction ▶	GMC Yukon	GMC Yukon XL	Honda Accord	Honda Civic	Honda CR-V
	'14 '15 '16 '17 '18 '19 '20 '21	'14 '15 '16 '17 '18 '19 '20 '21	'14 '15 '16 '17 '18 '19 '20 '21	'14 '15 '16 '17 '18 '19 '20 '21	'14 '15 '16 '17 '18 '19 '20 '21
Overall Reliability					
Engine, Major					
Engine, Minor					
Engine, Cooling					
Transmission, Major					
Transmission, Minor					
Drive System					
Fuel System					
Electrical					
Climate System					
Suspension					
Brakes					
Exhaust					
Paint/Trim					
Noises/Leaks					
Body Hardware					
Power Equipment					
In-Car Electronics					





## RELIABILITY HYUNDAI - KIA

New Model Prediction ▶	Hyundai Tucson ⬆	Infiniti Q50 ⬆	Infiniti QX50 ⓘ	Infiniti QX60 ⬇	Jeep Cherokee ⬇
	'15 '16 '17 '18 '19 '20 '21 '22	'14 '15 '16 '17 '18 '19 '20 '21	'14 '15 '16 '17 '18 '19 '20 '21	'14 '15 '16 '17 '18 '19 '20 '21	'14 '15 '16 '17 '18 '19 '20 '21
Overall Reliability	* ⬇ ⬇ ⬇ ⬇ ⬆ ⬆ ⬆	⬆ ⓘ * ⬆ ⓘ ⬆ * *	* * * ⬆ * ⓘ * *	* * * ⓘ * ⓘ ⬆	⬇ ⬇ ⓘ ⓘ ⓘ ⓘ ⓘ ⬇
Engine, Major	* ⬇ ⬇ ⬇ ⬇ ⬆ ⬆ ⬆	⬆ ⬆ * ⬆ ⬇ ⬆ * *	* * * ⬆ * ⬆ * *	* * * ⬆ * ⬆ ⬆	⬇ ⬇ ⓘ ⓘ ⓘ ⓘ ⓘ ⓘ
Engine, Minor	* ⓘ ⬆ ⬆ ⬆ ⬆ ⬆ ⬆	⬆ ⬆ * ⬆ ⬆ ⬆ * *	* * * ⬆ * ⬆ * *	* * * ⬆ * ⬆ ⬆	⬇ ⬇ ⓘ ⓘ ⓘ ⓘ ⓘ ⓘ
Engine, Cooling	* ⬆ ⬆ ⬆ ⬆ ⬆ ⬆ ⬆	⬆ ⬆ * ⬆ ⬆ ⬆ * *	* * * ⬆ * ⬆ * *	* * * ⬆ * ⬆ ⬆	⬇ ⬇ ⓘ ⓘ ⓘ ⓘ ⓘ ⓘ
Transmission, Major	* ⬇ ⬇ ⬇ ⬇ ⬆ ⬆ ⬆	⬆ ⬆ * ⬆ ⬆ ⬆ * *	* * * ⬆ * ⬆ * *	* * * ⬆ * ⬆ ⬆	⬇ ⬇ ⓘ ⓘ ⓘ ⓘ ⓘ ⓘ
Transmission, Minor	* ⬇ ⬇ ⬇ ⬇ ⬆ ⬆ ⬆	⬆ ⬆ * ⬆ ⬆ ⬆ * *	* * * ⬆ * ⬆ * *	* * * ⬆ * ⬆ ⬆	⬇ ⬇ ⓘ ⓘ ⓘ ⓘ ⓘ ⓘ
Drive System	* ⬆ ⬆ ⓘ ⬆ ⬆ ⬆ ⬆	⬆ ⓘ * ⬆ ⬆ ⓘ * *	* * * ⬆ * ⬆ * *	* * * ⓘ * ⬆ ⬆	⬇ ⬇ ⓘ ⓘ ⓘ ⓘ ⓘ ⓘ
Fuel System	* ⬆ ⬆ ⬆ ⬆ ⬆ ⬆ ⬆	⬆ ⬆ * ⬆ ⬆ ⬆ * *	* * * ⬆ * ⬆ * *	* * * ⬆ * ⓘ ⬆	⬇ ⓘ ⬇ ⬇ ⬇ ⓘ ⬆
Electrical	* ⓘ ⬆ ⬆ ⬆ ⬆ ⬆ ⬆	⬆ ⬆ * ⬆ ⬆ ⬆ * *	* * * ⬆ * ⬆ * *	* * * ⬆ * ⓘ ⬆	⬇ ⬇ ⓘ ⓘ ⓘ ⓘ ⓘ ⓘ
Climate System	* ⬇ ⬇ ⬆ ⬆ ⬆ ⬆ ⬆	⬆ ⓘ * ⓘ ⬆ ⬆ * *	* * * ⬆ * ⬇ ⬆ *	* * * ⬇ ⬆ ⬆ ⬆	⬆ ⓘ ⬆ ⬆ ⓘ ⬆ ⬆
Suspension	* ⬆ ⬆ ⬆ ⬆ ⬆ ⬆ ⬆	⬆ ⬆ * ⬆ ⬆ ⬆ * *	* * * ⬆ * ⓘ * *	* * * ⓘ * ⬆ ⬆	⬇ ⓘ ⬆ ⓘ ⬆ ⬆ ⬆
Brakes	* ⓘ ⬇ ⬇ ⬇ ⬆ ⬆ ⬆	⬇ ⓘ * ⬇ ⬇ ⬆ * *	* * * ⬇ ⓘ ⓘ * *	* * * ⬇ ⓘ ⓘ ⬆	⬆ ⬆ ⓘ ⓘ ⬇ ⬆ ⬆
Exhaust	* ⓘ ⬇ ⬇ ⓘ ⬆ ⬆ ⬆ ⬆	⬇ ⓘ * ⬆ ⬆ ⬆ * *	* * * ⬆ * ⬆ * *	* * * ⬆ * ⓘ ⬆	⬆ ⬆ ⓘ ⓘ ⬆ ⬆ ⬆
Paint/Trim	* ⓘ ⬆ ⓘ ⬆ ⬆ ⬆ ⬆	⬇ ⬆ * ⬆ ⬆ ⬆ * *	* * * ⬆ * ⬇ ⬆ *	* * * ⬆ * ⓘ ⬆	⬆ ⓘ ⬆ ⬆ ⓘ ⬆ ⬆
Noises/Leaks	* ⬆ ⬆ ⓘ ⬆ ⬆ ⬆ ⬆	⬆ ⬆ * ⓘ ⓘ ⬆ * *	* * * ⬆ * ⬇ ⬆ *	* * * ⬇ ⬆ ⬆ ⬆	⬆ ⓘ ⬆ ⬆ ⓘ ⬆ ⬆
Body Hardware	* ⓘ ⬆ ⓘ ⬆ ⬆ ⬆ ⓘ	⬇ ⬆ * ⬆ ⬆ ⬆ * *	* * * ⬆ * ⓘ ⬆ *	* * * ⬆ * ⓘ ⬆	⬆ ⓘ ⬆ ⬆ ⓘ ⬆ ⓘ
Power Equipment	* ⓘ ⬇ ⬇ ⬆ ⬆ ⬆ ⬆	⬇ ⬆ * ⬆ ⬆ ⬆ * *	* * * ⬆ * ⬇ ⬆ *	* * * ⓘ * ⬇ ⬆	⬇ ⓘ ⬆ ⬆ ⓘ ⬆ ⓘ
In-Car Electronics	* ⬆ ⓘ ⓘ ⬆ ⬆ ⬆ ⬆	⬇ ⓘ * ⬆ ⬆ ⬆ * *	* * * ⓘ * ⓘ * *	* * * ⓘ * ⓘ ⬆	⬇ ⓘ ⬇ ⓘ ⬆ ⓘ ⬆

New Model Prediction ▶	Jeep Gladiator ⬇	Jeep Grand Cherokee ⬇	Jeep Wrangler ⬇	Kia Forte ⬇	Kia Niro ⬆
	'14 '15 '16 '17 '18 '19 '20 '21	'14 '15 '16 '17 '18 '19 '20 '21	'14 '15 '16 '17 '18 '19 '20 '21	'14 '15 '16 '17 '18 '19 '20 '21	'14 '15 '16 '17 '18 '19 '20 '21
Overall Reliability	⬆ ⓘ	⬇ ⬇ ⬇ ⬇ ⓘ ⓘ	⬇ ⬇ ⬇ ⓘ ⓘ ⓘ ⓘ	* ⬇ ⬇ ⓘ ⓘ ⬇ ⬇ *	⬆ ⓘ ⓘ ⓘ ⓘ ⓘ *
Engine, Major	⬆ ⓘ	⬇ ⬇ ⬇ ⓘ ⓘ ⓘ ⓘ	⬇ ⓘ ⓘ ⓘ ⓘ ⓘ ⓘ	* ⬇ ⬇ ⓘ ⓘ ⬆ * *	⬆ ⓘ ⓘ ⓘ ⓘ ⓘ *
Engine, Minor	⬆ ⓘ	⬇ ⓘ ⓘ ⓘ ⓘ ⓘ ⓘ	⬇ ⓘ ⓘ ⓘ ⓘ ⓘ ⓘ	* ⬇ ⓘ ⓘ ⬆ * *	⬆ ⓘ ⓘ ⓘ ⓘ ⓘ *
Engine, Cooling	⬆ ⓘ	⬆ ⓘ ⓘ ⓘ ⓘ ⓘ ⓘ	⬇ ⓘ ⓘ ⓘ ⓘ ⓘ ⓘ	* ⬆ ⓘ ⓘ ⬆ * *	⬆ ⓘ ⓘ ⓘ ⓘ ⓘ *
Transmission, Major	⬇ ⓘ	⬇ ⬆ ⬆ ⬆ ⬆ ⓘ ⬇	⬆ ⓘ ⓘ ⓘ ⓘ ⓘ ⓘ	* ⬆ ⓘ ⓘ ⬇ * *	⬆ ⓘ ⓘ ⓘ ⓘ ⓘ *
Transmission, Minor	⬇ ⓘ	⬇ ⬆ ⬆ ⬆ ⬆ ⓘ ⬇	⬆ ⓘ ⓘ ⓘ ⓘ ⓘ ⓘ	* ⬆ ⓘ ⓘ ⬇ * *	⬆ ⓘ ⓘ ⓘ ⓘ ⓘ *
Drive System	⬆ ⓘ	⬆ ⓘ ⓘ ⓘ ⓘ ⓘ ⓘ	⬆ ⓘ ⓘ ⓘ ⓘ ⓘ ⓘ	* ⬆ ⓘ ⓘ ⬆ * *	⬆ ⓘ ⓘ ⓘ ⓘ ⓘ *
Fuel System	⬆ ⓘ	⬇ ⬇ ⬇ ⓘ ⓘ ⓘ ⓘ	⬇ ⓘ ⓘ ⓘ ⓘ ⓘ ⓘ	* ⬇ ⓘ ⓘ ⬆ * *	⬆ ⓘ ⓘ ⓘ ⓘ ⓘ *
Electrical	⬆ ⓘ	⬆ ⓘ ⓘ ⓘ ⓘ ⓘ ⓘ	⬆ ⓘ ⓘ ⓘ ⓘ ⓘ ⓘ	* ⬇ ⓘ ⓘ ⬆ * *	⬆ ⓘ ⓘ ⓘ ⓘ ⓘ *
Climate System	⬆ ⓘ	⬇ ⓘ ⓘ ⓘ ⓘ ⓘ ⓘ	⬆ ⓘ ⓘ ⓘ ⓘ ⓘ ⓘ	* ⬆ ⓘ ⓘ ⬆ * *	⬆ ⓘ ⓘ ⓘ ⓘ ⓘ *
Suspension	⬇ ⓘ	⬆ ⓘ ⓘ ⓘ ⓘ ⓘ ⓘ	⬆ ⓘ ⓘ ⓘ ⓘ ⓘ ⓘ	* ⓘ ⬆ ⓘ ⬆ * *	⬆ ⓘ ⓘ ⓘ ⓘ ⓘ *
Brakes	⬆ ⓘ	⬆ ⓘ ⓘ ⓘ ⓘ ⓘ ⓘ	⬇ ⓘ ⓘ ⓘ ⓘ ⓘ ⓘ	* ⬆ ⓘ ⓘ ⬆ * *	⬆ ⓘ ⓘ ⓘ ⓘ ⓘ *
Exhaust	⬆ ⓘ	⬇ ⓘ ⓘ ⓘ ⓘ ⓘ ⓘ	⬆ ⓘ ⓘ ⓘ ⓘ ⓘ ⓘ	* ⓘ ⓘ ⓘ ⬆ * *	⬆ ⓘ ⓘ ⓘ ⓘ ⓘ *
Paint/Trim	⬇ ⓘ	⬇ ⓘ ⓘ ⓘ ⓘ ⓘ ⓘ	⬇ ⓘ ⓘ ⓘ ⓘ ⓘ ⓘ	* ⓘ ⓘ ⓘ ⬆ * *	⬆ ⓘ ⓘ ⓘ ⓘ ⓘ *
Noises/Leaks	⬆ ⓘ	⬆ ⓘ ⓘ ⓘ ⓘ ⓘ ⓘ	⬇ ⓘ ⓘ ⓘ ⓘ ⓘ ⓘ	* ⬆ ⓘ ⓘ ⬆ * *	⬆ ⓘ ⓘ ⓘ ⓘ ⓘ *
Body Hardware	⬆ ⓘ	⬇ ⓘ ⓘ ⓘ ⓘ ⓘ ⓘ	⬇ ⓘ ⓘ ⓘ ⓘ ⓘ ⓘ	* ⓘ ⓘ ⓘ ⬆ * *	⬆ ⓘ ⓘ ⓘ ⓘ ⓘ *
Power Equipment	⬆ ⓘ	⬇ ⓘ ⓘ ⓘ ⓘ ⓘ ⓘ	⬆ ⓘ ⓘ ⓘ ⓘ ⓘ ⓘ	* ⬇ ⓘ ⓘ ⬆ * *	⬆ ⓘ ⓘ ⓘ ⓘ ⓘ *
In-Car Electronics	⬆ ⓘ	⬇ ⓘ ⓘ ⓘ ⓘ ⓘ ⓘ	⬇ ⓘ ⓘ ⓘ ⓘ ⓘ ⓘ	* ⓘ ⓘ ⓘ ⬆ * *	⬆ ⓘ ⓘ ⓘ ⓘ ⓘ *

New Model Prediction ▶	Kia Niro EV ⬆	Kia Optima, K5 ⓘ	Kia Sedona	Kia Sorento ⬇	Kia Soul ⬇
	'14 '15 '16 '17 '18 '19 '20 '21	'14 '15 '16 '17 '18 '19 '20 '21	'14 '15 '16 '17 '18 '19 '20 '21	'14 '15 '16 '17 '18 '19 '20 '21	'14 '15 '16 '17 '18 '19 '20 '21
Overall Reliability	⬆ ⓘ	⬆ ⓘ ⓘ ⓘ ⓘ ⓘ ⓘ	* * ⓘ ⬆ * * *	⬇ ⓘ ⓘ ⓘ ⓘ ⓘ ⬆	⬇ ⓘ ⓘ ⓘ ⓘ ⓘ ⬇
Engine, Major	⬆ ⓘ	⬆ ⓘ ⓘ ⓘ ⓘ ⓘ ⓘ	* * ⓘ ⬆ * * *	⬇ ⓘ ⓘ ⓘ ⓘ ⓘ ⬆	⬇ ⓘ ⓘ ⓘ ⓘ ⓘ ⬆
Engine, Minor	⬆ ⓘ	⬆ ⓘ ⓘ ⓘ ⓘ ⓘ ⓘ	* * ⓘ ⬆ * * *	⬆ ⓘ ⓘ ⓘ ⓘ ⓘ ⬆	⬇ ⓘ ⓘ ⓘ ⓘ ⓘ ⬆
Engine, Cooling	⬆ ⓘ	⬆ ⓘ ⓘ ⓘ ⓘ ⓘ ⓘ	* * ⓘ ⬆ * * *	⬆ ⓘ ⓘ ⓘ ⓘ ⓘ ⬆	⬆ ⓘ ⓘ ⓘ ⓘ ⓘ ⬆
Transmission, Major	⬆ ⓘ	⬆ ⓘ ⓘ ⓘ ⓘ ⓘ ⓘ	* * ⓘ ⬆ * * *	⬆ ⓘ ⓘ ⓘ ⓘ ⓘ ⬆	⬆ ⓘ ⓘ ⓘ ⓘ ⓘ ⬆
Transmission, Minor	⬆ ⓘ	⬆ ⓘ ⓘ ⓘ ⓘ ⓘ ⓘ	* * ⓘ ⬆ * * *	⬆ ⓘ ⓘ ⓘ ⓘ ⓘ ⬆	⬆ ⓘ ⓘ ⓘ ⓘ ⓘ ⬆
Drive System	⬆ ⓘ	⬆ ⓘ ⓘ ⓘ ⓘ ⓘ ⓘ	* * ⓘ ⬆ * * *	⬆ ⓘ ⓘ ⓘ ⓘ ⓘ ⬆	⬆ ⓘ ⓘ ⓘ ⓘ ⓘ ⬆
Fuel System	⬆ ⓘ	⬇ ⓘ ⓘ ⓘ ⓘ ⓘ ⓘ	* * ⓘ ⬆ * * *	⬆ ⓘ ⓘ ⓘ ⓘ ⓘ ⬆	⬇ ⓘ ⓘ ⓘ ⓘ ⓘ ⬆
Electrical	⬆ ⓘ	⬆ ⓘ ⓘ ⓘ ⓘ ⓘ ⓘ	* * ⓘ ⬆ * * *	⬆ ⓘ ⓘ ⓘ ⓘ ⓘ ⬆	⬆ ⓘ ⓘ ⓘ ⓘ ⓘ ⬆
Climate System	⬆ ⓘ	⬆ ⓘ ⓘ ⓘ ⓘ ⓘ ⓘ	* * ⓘ ⬆ * * *	⬆ ⓘ ⓘ ⓘ ⓘ ⓘ ⬆	⬆ ⓘ ⓘ ⓘ ⓘ ⓘ ⬆
Suspension	⬆ ⓘ	⬆ ⓘ ⓘ ⓘ ⓘ ⓘ ⓘ	* * ⓘ ⬆ * * *	⬆ ⓘ ⓘ ⓘ ⓘ ⓘ ⬆	⬆ ⓘ ⓘ ⓘ ⓘ ⓘ ⬆
Brakes	⬆ ⓘ	⬆ ⓘ ⓘ ⓘ ⓘ ⓘ ⓘ	* * ⓘ ⬆ * * *	⬆ ⓘ ⓘ ⓘ ⓘ ⓘ ⬆	⬆ ⓘ ⓘ ⓘ ⓘ ⓘ ⬆
Exhaust	⬆ ⓘ	⬆ ⓘ ⓘ ⓘ ⓘ ⓘ ⓘ	* * ⓘ ⬆ * * *	⬆ ⓘ ⓘ ⓘ ⓘ ⓘ ⬆	⬆ ⓘ ⓘ ⓘ ⓘ ⓘ ⬆
Paint/Trim	⬆ ⓘ	⬆ ⓘ ⓘ ⓘ ⓘ ⓘ ⓘ	* * ⓘ ⬆ * * *	⬆ ⓘ ⓘ ⓘ ⓘ ⓘ ⬆	⬆ ⓘ ⓘ ⓘ ⓘ ⓘ ⬆
Noises/Leaks	⬆ ⓘ	⬆ ⓘ ⓘ ⓘ ⓘ ⓘ ⓘ	* * ⓘ ⬆ * * *	⬆ ⓘ ⓘ ⓘ ⓘ ⓘ ⬆	⬆ ⓘ ⓘ ⓘ ⓘ ⓘ ⬆
Body Hardware	⬆ ⓘ	⬆ ⓘ ⓘ ⓘ ⓘ ⓘ ⓘ	* * ⓘ ⬆ * * *	⬆ ⓘ ⓘ ⓘ ⓘ ⓘ ⬆	⬆ ⓘ ⓘ ⓘ ⓘ ⓘ ⬆
Power Equipment	⬆ ⓘ	⬇ ⓘ ⓘ ⓘ ⓘ ⓘ ⓘ	* * ⓘ ⬆ * * *	⬆ ⓘ ⓘ ⓘ ⓘ ⓘ ⬆	⬆ ⓘ ⓘ ⓘ ⓘ ⓘ ⬆
In-Car Electronics	⬆ ⓘ	⬆ ⓘ ⓘ ⓘ ⓘ ⓘ ⓘ	* * ⓘ ⬆ * * *	⬆ ⓘ ⓘ ⓘ ⓘ ⓘ ⬆	⬆ ⓘ ⓘ ⓘ ⓘ ⓘ ⬆







RELIABILITY NISSAN - TESLA

New Model Prediction ▶	Nissan Murano <span>↑</span>	Nissan Pathfinder <span>↓</span>	Nissan Rogue <span>↓</span>	Nissan Rogue Sport <span>↑</span>	Porsche Cayenne <span>↓</span>
	'14 '15 '16 '17 '18 '19 '20 '21	'14 '15 '16 '17 '18 '19 '20 '21	'14 '15 '16 '17 '18 '19 '20 '21	'14 '15 '16 '17 '18 '19 '20 '21	'14 '15 '16 '17 '18 '19 '20 '21
Overall Reliability	↑ ↓ ↑ ↑ ↑ ↑ *	↓ ↓ * ↓ ↑ * *	↑ ↑ ↑ ↑ ↑ ↑ ↓	↑ ↓ ↑ ↑ *	↓ * ↓ * * ↓ * *
Engine, Major	↑ ↑ ↑ ↑ ↑ ↑ *	↑ ↑ * ↓ ↑ * *	↑ ↑ ↑ ↑ ↑ ↑ ↑	↑ ↑ ↑ ↑ *	↓ * ↓ * * ↑ * *
Engine, Minor	↑ ↑ ↑ ↑ ↑ ↑ *	↑ * * ↓ ↑ * *	↑ ↓ ↑ ↑ ↑ ↑ ↑	↑ * * * *	↓ * ↓ * * * *
Engine, Cooling	↑ ↑ ↑ ↑ ↑ ↑ *	↑ * * ↓ ↑ * *	↑ ↑ ↑ ↑ ↑ ↑ ↑	↑ ↑ ↑ ↑ *	↓ * ↓ * * * *
Transmission, Major	↑ ↓ ↑ ↑ ↑ ↑ *	↓ ↓ * ↓ ↑ * *	↑ ↓ ↓ ↓ ↓ ↑ ↑	↑ ↑ ↑ ↑ *	↓ * ↓ * * * *
Transmission, Minor	↓ ↓ ↓ ↓ ↓ ↓ *	↓ ↓ * ↓ ↑ * *	↓ ↓ ↓ ↓ ↓ ↑ ↑	↑ ↑ ↑ ↑ *	↓ * ↓ * * * *
Drive System	↑ ↑ ↑ ↑ ↑ ↑ *	↓ ↓ * * * * *	↑ ↑ ↑ ↑ ↑ ↑ ↓	↑ ↓ ↓ ↓ *	↓ * ↓ * * * *
Fuel System	↑ ↑ ↓ ↓ ↓ ↓ *	↑ * * * * * *	↑ ↑ ↑ ↑ ↑ ↑ ↑	↑ ↑ ↑ ↑ *	↓ * ↓ * * * *
Electrical	↑ ↑ ↑ ↑ ↑ ↑ *	↑ ↓ * * ↓ * *	↑ ↓ ↑ ↑ ↑ ↑ ↑	↑ ↑ ↑ ↑ *	↓ * ↓ * * * *
Climate System	↓ ↑ ↓ ↓ ↓ ↓ *	↓ ↓ * ↓ ↓ * *	↑ ↓ ↓ ↓ ↓ ↓ ↓	↑ ↓ ↓ ↓ *	↓ * ↓ * * * *
Suspension	↑ ↑ ↑ ↑ ↑ ↑ *	↑ ↓ * * ↓ * *	↑ ↓ ↓ ↓ ↓ ↓ ↓	↑ ↓ ↓ ↓ *	↓ * ↓ * * * *
Brakes	↓ ↓ ↓ ↓ ↓ ↓ *	↓ ↓ ↓ ↓ ↓ ↓ *	↑ ↓ ↓ ↓ ↓ ↓ ↓	↑ ↓ ↓ ↓ *	↓ * ↓ * * * *
Exhaust	↓ ↓ ↓ ↓ ↓ ↓ *	↑ ↓ * * * * *	↑ ↓ ↓ ↓ ↓ ↓ ↓	↑ ↓ ↓ ↓ *	↓ * ↓ * * * *
Paint/Trim	↑ ↑ ↑ ↓ ↓ ↓ *	↓ ↓ * ↓ * * *	↓ ↓ ↓ ↓ ↓ ↓ ↓	↓ ↓ ↓ ↓ *	↓ * ↓ * * * *
Noises/Leaks	↑ ↓ ↓ ↓ ↓ ↓ *	↓ ↓ * * ↓ * *	↓ ↓ ↓ ↓ ↓ ↓ ↓	↑ ↓ ↓ ↓ *	↓ * ↓ * * * *
Body Hardware	↑ ↑ ↓ ↓ ↓ ↓ *	↓ ↓ * ↓ ↓ * *	↑ ↓ ↓ ↓ ↓ ↓ ↓	↑ ↓ ↓ ↓ *	↓ * ↓ * * * *
Power Equipment	↑ ↑ ↓ ↓ ↓ ↓ *	↓ * * * * * *	↑ ↓ ↓ ↓ ↓ ↓ ↓	↑ ↓ ↓ ↓ *	↓ * ↓ * * * *
In-Car Electronics	↑ ↓ ↓ ↓ ↓ ↓ *	↓ ↓ * * * * *	↑ ↑ ↑ ↑ ↓ ↓ ↓	↓ ↓ ↓ ↓ *	↓ * ↓ * * * *

New Model Prediction ▶	Porsche Macan <span>↑</span>	Ram 1500 <span>↓</span>	Subaru Ascent <span>↓</span>	Subaru Crosstrek, XV Crosstrek <span>↑</span>	Subaru Forester <span>↑</span>
	'14 '15 '16 '17 '18 '19 '20 '21	'14 '15 '16 '17 '18 '19 '20 '21	'14 '15 '16 '17 '18 '19 '20 '21	'14 '15 '16 '17 '18 '19 '20 '21	'14 '15 '16 '17 '18 '19 '20 '21
Overall Reliability	↓ * ↓ * * ↓ *	↓ ↓ ↓ ↓ ↓ ↓ ↓	↓ ↓ ↓ ↓	↑ ↓ ↓ ↓ ↓ ↓ ↓	↓ ↓ ↓ ↓ ↓ ↓ ↓
Engine, Major	* ↓ * * * ↓ *	↓ ↓ ↓ ↓ ↓ ↓ ↓		↑ ↓ ↓ ↓ ↓ ↓ ↓	↓ ↓ ↓ ↓ ↓ ↓ ↓
Engine, Minor	↓ * ↓ ↓ * ↓ *	↑ ↓ ↓ ↓ ↓ ↓ ↓	↓ ↓ ↓ ↓	↑ ↓ ↓ ↓ ↓ ↓ ↓	↓ ↓ ↓ ↓ ↓ ↓ ↓
Engine, Cooling	↑ * * * * * *	↑ ↓ ↓ ↓ ↓ ↓ ↓	↑ ↓ ↓ ↓	↑ ↓ ↓ ↓ ↓ ↓ ↓	↑ ↓ ↓ ↓ ↓ ↓ ↓
Transmission, Major	↑ * ↓ * * * *	↓ ↓ ↓ ↓ ↓ ↓ ↓	↓ ↓ ↓ ↓	↓ ↓ ↓ ↓ ↓ ↓ ↓	↓ ↓ ↓ ↓ ↓ ↓ ↓
Transmission, Minor	↓ * ↓ * * * *	↑ ↓ ↓ ↓ ↓ ↓ ↓	↓ ↓ ↓ ↓	↑ ↓ ↓ ↓ ↓ ↓ ↓	↓ ↓ ↓ ↓ ↓ ↓ ↓
Drive System	↓ * ↓ ↓ * * *	↑ ↓ ↓ ↓ ↓ ↓ ↓	↑ ↓ ↓ ↓	↓ ↓ ↓ ↓ ↓ ↓ ↓	↓ ↓ ↓ ↓ ↓ ↓ ↓
Fuel System	↑ * * * * * *	↓ ↓ ↓ ↓ ↓ ↓ ↓	↑ ↓ ↓ ↓	↑ ↓ ↓ ↓ ↓ ↓ ↓	↑ ↓ ↓ ↓ ↓ ↓ ↓
Electrical	↑ * * * * * *	↓ ↓ ↓ ↓ ↓ ↓ ↓	↑ ↓ ↓ ↓	↓ ↓ ↓ ↓ ↓ ↓ ↓	↑ ↓ ↓ ↓ ↓ ↓ ↓
Climate System	↑ * * * * * *	↑ ↓ ↓ ↓ ↓ ↓ ↓	↓ ↓ ↓ ↓	↓ ↓ ↓ ↓ ↓ ↓ ↓	↓ ↓ ↓ ↓ ↓ ↓ ↓
Suspension	↓ * ↓ * * * *	↑ ↓ ↓ ↓ ↓ ↓ ↓	↓ ↓ ↓ ↓	↓ ↓ ↓ ↓ ↓ ↓ ↓	↓ ↓ ↓ ↓ ↓ ↓ ↓
Brakes	↑ * * * * * *	↓ ↓ ↓ ↓ ↓ ↓ ↓	↓ ↓ ↓ ↓	↑ ↓ ↓ ↓ ↓ ↓ ↓	↓ ↓ ↓ ↓ ↓ ↓ ↓
Exhaust	↑ * * * * * *	↓ ↓ ↓ ↓ ↓ ↓ ↓	↓ ↓ ↓ ↓	↑ ↓ ↓ ↓ ↓ ↓ ↓	↓ ↓ ↓ ↓ ↓ ↓ ↓
Paint/Trim	↓ * * * * * *	↓ ↓ ↓ ↓ ↓ ↓ ↓	↓ ↓ ↓ ↓	↑ ↓ ↓ ↓ ↓ ↓ ↓	↓ ↓ ↓ ↓ ↓ ↓ ↓
Noises/Leaks	↑ * * * * * *	↓ ↓ ↓ ↓ ↓ ↓ ↓	↓ ↓ ↓ ↓	↓ ↓ ↓ ↓ ↓ ↓ ↓	↓ ↓ ↓ ↓ ↓ ↓ ↓
Body Hardware	↑ * ↓ * * * *	↓ ↓ ↓ ↓ ↓ ↓ ↓	↓ ↓ ↓ ↓	↑ ↓ ↓ ↓ ↓ ↓ ↓	↓ ↓ ↓ ↓ ↓ ↓ ↓
Power Equipment	↓ * * * * * *	↓ ↓ ↓ ↓ ↓ ↓ ↓	↓ ↓ ↓ ↓	↑ ↓ ↓ ↓ ↓ ↓ ↓	↓ ↓ ↓ ↓ ↓ ↓ ↓
In-Car Electronics	↑ * * * * * *	↓ ↓ ↓ ↓ ↓ ↓ ↓	↓ ↓ ↓ ↓	↑ ↓ ↓ ↓ ↓ ↓ ↓	↓ ↓ ↓ ↓ ↓ ↓ ↓

New Model Prediction ▶	Subaru Impreza <span>↑</span>	Subaru Legacy <span>↑</span>	Subaru Outback <span>↓</span>	Tesla Model 3 <span>↓</span>	Tesla Model S <span>↓</span>
	'14 '15 '16 '17 '18 '19 '20 '21	'14 '15 '16 '17 '18 '19 '20 '21	'14 '15 '16 '17 '18 '19 '20 '21	'14 '15 '16 '17 '18 '19 '20 '21	'14 '15 '16 '17 '18 '19 '20 '21
Overall Reliability	↓ ↓ ↓ ↓ ↓ ↓ *	↓ ↓ ↓ ↓ ↓ ↓ ↓	↑ ↓ ↓ ↓ ↓ ↓ ↓	* ↓ ↓ ↓ ↓ ↓ ↓	↓ ↓ ↓ ↓ ↓ ↓ ↓
Engine, Major	↓ ↓ ↓ ↓ ↓ ↓ *	↑ ↓ ↓ ↓ ↓ ↓ ↓	↑ ↓ ↓ ↓ ↓ ↓ ↓	* ↓ ↓ ↓ ↓ ↓ ↓	↓ ↓ ↓ ↓ ↓ ↓ ↓
Engine, Minor	↓ ↓ ↓ ↓ ↓ ↓ *	↓ ↓ ↓ ↓ ↓ ↓ ↓	↑ ↓ ↓ ↓ ↓ ↓ ↓	* ↓ ↓ ↓ ↓ ↓ ↓	↓ ↓ ↓ ↓ ↓ ↓ ↓
Engine, Cooling	↑ ↓ ↓ ↓ ↓ ↓ *	↑ ↓ ↓ ↓ ↓ ↓ ↓	↑ ↓ ↓ ↓ ↓ ↓ ↓	* ↓ ↓ ↓ ↓ ↓ ↓	↓ ↓ ↓ ↓ ↓ ↓ ↓
Transmission, Major	↓ ↓ ↓ ↓ ↓ ↓ *	↑ ↓ ↓ ↓ ↓ ↓ ↓	↓ ↓ ↓ ↓ ↓ ↓ ↓	* ↓ ↓ ↓ ↓ ↓ ↓	↓ ↓ ↓ ↓ ↓ ↓ ↓
Transmission, Minor	↓ ↓ ↓ ↓ ↓ ↓ *	↓ ↓ ↓ ↓ ↓ ↓ ↓	↓ ↓ ↓ ↓ ↓ ↓ ↓	* ↓ ↓ ↓ ↓ ↓ ↓	↓ ↓ ↓ ↓ ↓ ↓ ↓
Drive System	↑ ↓ ↓ ↓ ↓ ↓ *	↓ ↓ ↓ ↓ ↓ ↓ ↓	↓ ↓ ↓ ↓ ↓ ↓ ↓	* ↓ ↓ ↓ ↓ ↓ ↓	↓ ↓ ↓ ↓ ↓ ↓ ↓
Fuel System	↑ ↓ ↓ ↓ ↓ ↓ *	↑ ↓ ↓ ↓ ↓ ↓ ↓	↑ ↓ ↓ ↓ ↓ ↓ ↓	* ↓ ↓ ↓ ↓ ↓ ↓	↓ ↓ ↓ ↓ ↓ ↓ ↓
Electrical	↑ ↓ ↓ ↓ ↓ ↓ *	↑ ↓ ↓ ↓ ↓ ↓ ↓	↑ ↓ ↓ ↓ ↓ ↓ ↓	* ↓ ↓ ↓ ↓ ↓ ↓	↓ ↓ ↓ ↓ ↓ ↓ ↓
Climate System	↓ ↓ ↓ ↓ ↓ ↓ *	↑ ↓ ↓ ↓ ↓ ↓ ↓	↑ ↓ ↓ ↓ ↓ ↓ ↓	* ↓ ↓ ↓ ↓ ↓ ↓	↓ ↓ ↓ ↓ ↓ ↓ ↓
Suspension	↓ ↓ ↓ ↓ ↓ ↓ *	↑ ↓ ↓ ↓ ↓ ↓ ↓	↑ ↓ ↓ ↓ ↓ ↓ ↓	* ↓ ↓ ↓ ↓ ↓ ↓	↓ ↓ ↓ ↓ ↓ ↓ ↓
Brakes	↓ ↓ ↓ ↓ ↓ ↓ *	↑ ↓ ↓ ↓ ↓ ↓ ↓	↑ ↓ ↓ ↓ ↓ ↓ ↓	* ↓ ↓ ↓ ↓ ↓ ↓	↓ ↓ ↓ ↓ ↓ ↓ ↓
Exhaust	↓ ↓ ↓ ↓ ↓ ↓ *	↑ ↓ ↓ ↓ ↓ ↓ ↓	↑ ↓ ↓ ↓ ↓ ↓ ↓	* ↓ ↓ ↓ ↓ ↓ ↓	↓ ↓ ↓ ↓ ↓ ↓ ↓
Paint/Trim	↓ ↓ ↓ ↓ ↓ ↓ *	↑ ↓ ↓ ↓ ↓ ↓ ↓	↑ ↓ ↓ ↓ ↓ ↓ ↓	* ↓ ↓ ↓ ↓ ↓ ↓	↓ ↓ ↓ ↓ ↓ ↓ ↓
Noises/Leaks	↓ ↓ ↓ ↓ ↓ ↓ *	↓ ↓ ↓ ↓ ↓ ↓ ↓	↓ ↓ ↓ ↓ ↓ ↓ ↓	* ↓ ↓ ↓ ↓ ↓ ↓	↓ ↓ ↓ ↓ ↓ ↓ ↓
Body Hardware	↓ ↓ ↓ ↓ ↓ ↓ *	↑ ↓ ↓ ↓ ↓ ↓ ↓	↑ ↓ ↓ ↓ ↓ ↓ ↓	* ↓ ↓ ↓ ↓ ↓ ↓	↓ ↓ ↓ ↓ ↓ ↓ ↓
Power Equipment	↓ ↓ ↓ ↓ ↓ ↓ *	↓ ↓ ↓ ↓ ↓ ↓ ↓	↓ ↓ ↓ ↓ ↓ ↓ ↓	* ↓ ↓ ↓ ↓ ↓ ↓	↓ ↓ ↓ ↓ ↓ ↓ ↓
In-Car Electronics	↓ ↓ ↓ ↓ ↓ ↓ *	↓ ↓ ↓ ↓ ↓ ↓ ↓	↓ ↓ ↓ ↓ ↓ ↓ ↓	* ↓ ↓ ↓ ↓ ↓ ↓	↓ ↓ ↓ ↓ ↓ ↓ ↓











## Tires

Your vehicle's handling, braking, ride comfort, and fuel economy are all directly impacted by the tires it's equipped with. More important, the tire's cornering grip, braking distances, and resistance to hydroplaning all affect your safety on the road.

Consumer Reports evaluates 40 or more tire models every year, with each going through as many as 14 rigorous tests. We've found that you generally get what you pay for. No matter the type, tires that combine the best grip with the longest tread life may cost a little more but will probably be worth it in the long run. For example, a \$130 tire that will last twice as long as an \$87 tire is a better buy, assuming all other factors are equal. Still, the cheaper tire may be just fine if you won't be keeping your car for long.

When buying new tires, we recommend sticking to the same type and size tire that originally came on your car. First, check CR's ratings for tires that provide good braking and handling capabilities, as well as good

resistance to hydroplaning (how well the tire resists skimming on standing water in the road), which can help you avoid an accident. After that, look for those rated highly in areas important to you, such as winter grip, tread life, ride comfort, and rolling resistance.

We have found that some tires with lower rolling resistance allowed our test cars to get 1 or 2 more mpg than tires with the highest rolling resistance.

But the mileage you get with brand-new, low-rolling resistance tires may initially be worse than the old tires you are replacing. This is because tires with tens of thousands of miles of wear have less tread and behave more like low-rolling resistance tires.

Our latest tests include the projected wear-out mileage of a tire. To determine

longevity, we test tread life at a contract lab in Texas, where each tire is driven 16,000 miles or more on public roads. We've been conducting this test annually for several years.

Our tread-life estimates let you compare the expected miles-to-wear-out for the specific tires we tested. Your actual experience will vary by how and where you drive, and what vehicle you use, among other factors.

Many tires have a pro-rated treadwear warranty, but the tread-life mileage in the following charts will give you a direct comparison.

Remember that if you buy tires online, you may have to pay for shipping and for mounting and balancing when the tires arrive. And always check tire maker websites for rebates.

### All-Season

These are the tires that come standard on many cars, minivans, and SUVs.

**BEST FOR:** Year-round traction, long tread life, and a comfortable ride. But they may lack the precise handling and grip of performance tires.

**SPEED RATING:** Most are T (118 mph), or H (130 mph).

**TREADWEAR WARRANTY:** Typically 40,000 to 100,000 miles.

### All-Weather

These fall within the all-season category, and are designed for year-round use.

**BEST FOR:** Where snow and ice are common challenges. They can't match winter/snow tires for maximum snow performance, but have an advantage in braking, handling, and tread life.

**SPEED RATING:** W (168 mph) or V (149 mph).

**TREADWEAR WARRANTY:** Typically 50,000 to 65,000 miles.

### Performance All-Season

They come standard on many newer cars.

**BEST FOR:** Improved handling over all-season tires, but often have shorter treadwear than many all-season tires.

**SPEED RATING:** Typically V (149 mph).

**TREADWEAR WARRANTY:** Typically 55,000 to 85,000 miles.

### Ultra-High-Performance All-Season & Summer

Found on sports cars, sports sedans, and some lower-priced sporty models.

**BEST FOR:** Wet and dry braking and handling. But they trade some winter performance for ultimate warm-weather grip.

**SPEED RATING:** Z (more than 149 mph), W (168 mph), or Y (186 mph).

**TREADWEAR WARRANTY:** None or 25,000 to 60,000 miles.



**TIRES**

**All-Season SUV**

These tires deliver the ride comfort, quietness, and long tread life of a car all-season tire but in the sizes to fit crossover SUVs.

**BEST FOR:** Year-round traction, long tread life, and a comfortable ride.

**SPEED RATING:** H (130 mph) or V (149 mph).

**TREADWEAR WARRANTY:** Typically 40,000 to 75,000 miles.

**All-Season Truck**

Designed for the rigors of truck use.

**BEST FOR:** All-season models

are made primarily for on-road use.

**SPEED RATING:** S (112 mph), T (118 mph), H (130 mph), or V (149 mph).

**TREADWEAR WARRANTY:** Typically 60,000 to 80,000 miles.

**All-Terrain Truck**

Designed for the rigors of truck use.

**BEST FOR:** All-terrain models are designed for on-road and light-duty off-pavement use.

**SPEED RATING:** S (112 mph) or T (118 mph).

**TREADWEAR WARRANTY:** Typically 50,000 to 65,000 miles.

**Winter/Snow and Performance Winter/Snow**

Specially made for use in freezing temperatures and on snow and ice.

**BEST FOR:** Maintaining traction on snow and ice. But fast wear and so-so wet and dry braking make them most suitable only for cold-weather use.

**SPEED RATING:** Q (99 mph), R (106 mph), S (112 mph), T (118 mph), H (130 mph), and V (149 mph)

**TREADWEAR WARRANTY:** Usually none.

**Winter/Snow Truck**

Specially made for use in freezing temperatures and on snow and ice by pickups and SUVs.

**BEST FOR:** Maintaining traction on snow and ice. But fast wear and so-so wet and dry braking make them most suitable only for cold-weather use.

**SPEED RATING:** R (106 mph), S (112 mph), or T (118 mph).

**TREADWEAR WARRANTY:** Usually none.

Brand + Model	Overall Score	Price	Three-Season Driving				Winter Driving		Comfort		Other	
			Dry braking	Wet braking	Handling	Hydroplaning resistance	Snow traction	Ice braking	Ride	Noise	Rolling resistance	Tested tread life (miles)
<b>ALL-SEASON TIRES</b>												
✓ Michelin Defender T+H	67	\$179	↑	↓	↑	↑	↑	↓	↓	↑	↓	85,000
✓ General Altimax RT43	66	\$129	↑	↓	↑	↑	↑	↑	↑	↑	↓	70,000
Continental TrueContact Tour	63	\$139	↑	↓	↑	↑	↑	↓	↓	↑	↓	70,000
Hankook Kinergy PT	63	\$123	↑	↓	↑	↑	↑	↓	↓	↑	↑	85,000
BFGoodrich Advantage Control All Season	62	\$126	↑	↑	↑	↑	↑	↓	↑	↑	↓	55,000
Firestone All Season	61	\$104	↑	↓	↓	↑	↑	↓	↓	↑	↑	65,000
Toyo Extensa A/S II	58	\$119	↑	↓	↓	↑	↓	↓	↓	↑	↑	65,000
Firestone WeatherGrip <sup>†</sup>	58	\$134	↓	↓	↓	↑	↑	↓	↓	↓	↓	55,000
<b>PERFORMANCE ALL-SEASON TIRES</b>												
✓ Michelin CrossClimate2 <sup>†</sup>	74	\$179	↑	↑	↑	↑	↑	↓	↑	↑	↓	85,000
✓ Continental PureContact LS	67	\$142	↑	↑	↑	↑	↑	↓	↓	↑	↓	75,000
✓ Hankook Kinergy 4s2 <sup>†</sup>	67	\$129	↑	↓	↑	↑	↑	↑	↓	↓	↑	55,000
✓ General Altimax 365 AW <sup>†</sup>	66	\$115	↓	↓	↑	↑	↑	↑	↓	↑	↑	60,000

<sup>†</sup> All-weather tires.



**TIRES**

Brand + Model	Overall Score	Price	Three-Season Driving				Winter Driving		Comfort		Other	
			Dry braking	Wet braking	Handling	Hydroplaning resistance	Snow traction	Ice braking	Ride	Noise	Rolling resistance	Tested tread life (miles)
<b>PERFORMANCE ALL-SEASON TIRES</b> <i>Continued</i>												
✓ <b>Vredestein</b> Quatrac Pro ⓘ	66	\$138	↑	↑	↑	↑	↑	↓	↓	↑	↓	65,000
<b>Nokian</b> One	65	\$123	↑	↓	↑	↑	↑	↓	↓	↑	↓	65,000
<b>Goodyear</b> Assurance WeatherReady ⓘ	65	\$170	↓	↓	↑	↑	↑	↓	↓	↑	↓	70,000
<b>Nexen</b> N5000 Platinum	63	\$116	↑	↓	↓	↑	↑	↓	↑	↑	↑	55,000
<b>Pirelli</b> Cinturato P7 All Season Plus II	63	\$130	↑	↓	↑	↑	↑	↓	↓	↑	↑	60,000
<b>Yokohama</b> Avid Ascend LX	62	\$144	↑	↓	↑	↑	↑	↓	↑	↑	↓	70,000
<b>Yokohama</b> Avid Ascend GT	60	\$144	↑	↓	↑	↑	↑	↓	↓	↓	↓	65,000
<b>Uniroyal</b> Tiger Paw Touring A/S	59	\$117	↑	↓	↓	↑	↑	↓	↑	↑	↓	55,000
<b>Nokian</b> WRG4 ⓘ	57	\$139	↑	↓	↓	↑	↑	↓	↑	↑	↓	50,000
<b>Firestone</b> Firehawk AS	57	\$113	↑	↓	↑	↑	↓	↓	↓	↑	↓	55,000
<b>Atlas</b> Force HP	56	\$62	↑	↓	↑	↑	↓	↓	↓	↑	↓	65,000
<b>Sumitomo</b> HTR Enhance LX2	56	\$112	↑	↓	↓	↑	↓	↓	↓	↑	↓	60,000
<b>Sailun</b> Inspire	55	\$95	↑	↓	↑	↑	↓	↓	↓	↑	↓	50,000
<b>Falken</b> Ziex ZE960 A/S	55	\$117	↑	↓	↑	↑	↓	↓	↓	↑	↓	50,000
<b>UHP ALL-SEASON TIRES</b>												
✓ <b>Michelin</b> Pilot Sport All Season 4	73	\$189	↑	↑	↑	↑	↑	↓	↓	↑	↓	60,000
✓ <b>BFGoodrich</b> g-force Comp-2 A/S plus	73	\$159	↑	↑	↑	↑	↑	↑	↓	↑	↓	60,000
✓ <b>Vredestein</b> HyperTrac All Season	70	\$146	↑	↓	↑	↑	↑	↑	↓	↑	↓	60,000
✓ <b>Continental</b> ExtremeContact DWS 06 Plus	70	\$158	↑	↑	↑	↑	↑	↑	↓	↓	↓	60,000
<b>Yokohama</b> Advan Sport A/S +	67	\$131	↑	↓	↓	↑	↓	↑	↓	↑	↓	65,000
<b>General</b> G-Max AS-05	65	\$149	↑	↓	↑	↑	↓	↑	↓	↑	↓	55,000
<b>Goodyear</b> Eagle Exhilarate	65	\$183	↑	↑	↑	↑	↑	↓	↓	↑	↓	40,000
<b>Kumho</b> Ecsta PA51	63	\$140	↑	↓	↑	↑	↓	↓	↓	↑	↓	50,000
<b>Bridgestone</b> Potenza RE980+	63	\$170	↑	↓	↑	↑	↑	↓	↓	↑	↓	55,000
<b>Cooper</b> Zeon RS3G1	63	\$144	↑	↓	↑	↑	↓	↓	↓	↑	↓	55,000
<b>Toyo</b> Proxes Sport A/S	60	\$159	↑	↓	↑	↑	↓	↓	↓	↑	↓	45,000
<b>Hankook</b> Ventus S1 Noble 2	59	\$149	↑	↓	↓	↑	↓	↓	↓	↓	↓	45,000
<b>Toyo</b> Celsius Sport	58	\$189	↓	↓	↓	↑	↑	↑	↓	↓	↓	50,000
<b>Atlas</b> Force UHP	57	\$101	↑	↓	↑	↑	↓	↓	↓	↑	↓	50,000
<b>Sumitomo</b> HTR A/S P03	56	\$139	↑	↓	↓	↑	↑	↑	↓	↓	↓	50,000

ⓘ All-weather tires.



**TIRES**

Brand + Model	Overall Score	Price	Three-Season Driving				Winter Driving		Comfort		Other	
			Dry braking	Wet braking	Handling	Hydroplaning resistance	Snow traction	Ice braking	Ride	Noise	Rolling resistance	Tested tread life (miles)
<b>UHP ALL-SEASON TIRES</b> <i>Continued</i>												
Armstrong Blu-Trac HP	55	\$117	↑	↓	↑	↑	↓	↓	↓	↑	↓	35,000
Riken Raptor ZR A/S	55	\$104	↑	↓	↓	↑	↓	↑	↓	↓	↓	65,000
GT Radial Champiro UHP AS	55	\$126	↑	↓	↓	↑	↓	↓	↓	↑	↓	45,000
Nexen N'Fera AU7	53	\$135	↑	↓	↑	↑	↓	↓	↓	↑	↓	45,000
Sailun Atrezzo SVA1	49	\$108	↑	↓	↑	↑	↓	↓	↓	↑	↓	35,000
<b>PERFORMANCE WINTER/SNOW TIRES</b>												
✔ Bridgestone Blizzak LM005	75	\$278	↑	↓	↓	↑	↑	↑	↓	↑	↓	NA
✔ Hankook Winter i*cept evo 3	75	\$203	↓	↓	↓	↑	↑	↑	↓	↑	↓	NA
✔ Vredestein Wintrac Pro	74	\$179	↓	↓	↑	↑	↑	↑	↑	↑	↓	NA
✔ Michelin Pilot Alpin PA4	74	\$229	↓	↓	↑	↑	↑	↑	↑	↑	↓	NA
Falken Eurowinter HS01	71	\$139	↑	↓	↓	↑	↑	↑	↓	↓	↓	NA
Nexen Winguard Sport 2	70	\$137	↓	↓	↓	↑	↑	↑	↓	↓	↓	NA
Toyo Observe Gsi-6 (V)	68	\$191	↓	↓	↓	↑	↑	↑	↑	↓	↓	NA
<b>WINTER/SNOW TIRES</b>												
✔ Bridgestone Blizzak WS90	73	\$131	↑	↓	↓	↑	↑	↑	↑	↓	↓	NA
✔ Michelin X-Ice Snow	73	\$177	↓	↓	↓	↓	↑	↑	↓	↑	↑	NA
✔ Continental VikingContact 7	70	\$139	↓	↓	↓	↑	↑	↑	↑	↑	↑	NA
✔ Hankook Winter i*cept iZ2	69	\$113	↓	↓	↓	↓	↑	↑	↑	↓	↑	NA
✔ Goodyear WinterCommand Ultra	69	\$140	↓	↓	↓	↑	↑	↑	↑	↑	↓	NA
✔ General Altimax Arctic 12	68	\$122	↓	↓	↓	↑	↑	↑	↓	↑	↓	NA
Nokian Nordman 7	64	\$130	↓	↓	↓	↑	↑	↑	↓	↓	↓	NA
Nokian Hakkapeliitta R3	64	\$177	↓	↓	↓	↓	↑	↑	↑	↓	↑	NA
Toyo Observe Gsi-6 HP	64	\$113	↓	↓	↓	↑	↑	↑	↓	↑	↓	NA
Yokohama iceGUARD iG53	63	\$137	↓	↓	↓	↓	↑	↑	↑	↓	↑	NA
Nexen Winguard ice Plus	62	\$108	↓	↓	↓	↑	↑	↓	↑	↓	↓	NA
Falken Winterpeak F-Ice 1	62	\$112	↓	↓	↓	↑	↑	↑	↓	↓	↓	NA
Pirelli Winter Sottozero 3	60	\$130	↑	↓	↑	↑	↑	↓	↓	↓	↓	NA
Uniroyal Tiger Paw Ice & Snow 3	59	\$119	↓	↓	↓	↑	↑	↓	↓	↓	↓	NA
Sumitomo Ice Edge	58	\$112	↓	↓	↓	↑	↑	↓	↑	↓	↓	NA
Firestone Winterforce 2	54	\$112	↓	↓	↓	↑	↑	↓	↑	↓	↓	NA



**TIRES**

Brand + Model	Overall Score	Price	Three-Season Driving				Winter Driving		Comfort		Other	
			Dry braking	Wet braking	Handling	Hydroplaning resistance	Snow traction	Ice braking	Ride	Noise	Rolling resistance	Tested tread life (miles)
<b>ALL-SEASON SUV TIRES</b>												
✓ Michelin CrossClimate SUV <sup>†</sup>	74	\$205	↑	↑	↑	↑	↑	NA	↑	↑	↑	40,000
✓ Vredestein HiTrac	69	\$169	↑	↓	↑	↑	↑	NA	↓	↑	↑	55,000
✓ Goodyear Assurance ComfortDrive	67	\$198	↑	↑	↑	↑	↓	NA	↓	↑	↓	80,000
✓ Kumho Crugen HP71	66	\$139	↑	↓	↑	↑	↓	NA	↑	↑	↑	55,000
Pirelli Scorpion Verde All Season Plus II	65	\$169	↑	↓	↑	↑	↑	NA	↑	↑	↑	45,000
Falken Ziex CT60 A/S	65	\$159	↑	↓	↑	↑	↑	NA	↓	↑	↑	60,000
Sumitomo HTR Enhance CX2	65	\$146	↑	↓	↑	↑	↑	NA	↓	↑	↑	75,000
Continental CrossContact LX25	64	\$169	↑	↓	↓	↑	↑	NA	↑	↑	↑	85,000
Michelin Defender LTX M/S [H]	64	\$190	↓	↓	↑	↑	↑	NA	↓	↓	↑	90,000
Sentury Crossover	63	\$80	↑	↑	↑	↑	↓	NA	↓	↑	↑	50,000
Nokian WR G4 SUV <sup>†</sup>	63	\$185	↑	↓	↓	↑	↑	NA	↑	↑	↑	55,000
Nokian eNTYRE C/S	62	\$159	↑	↓	↓	↑	↑	NA	↓	↑	↑	60,000
Hankook Dynapro HP2	61	\$159	↑	↓	↑	↑	↑	NA	↓	↑	↑	85,000
Nexen Roadian GTX	60	\$151	↑	↓	↓	↑	↑	NA	↓	↑	↑	45,000
Nitto NT421Q	58	\$148	↑	↓	↓	↑	↑	NA	↓	↑	↓	60,000
<b>ALL-SEASON TRUCK TIRES</b>												
✓ Continental TerrainContact H/T	69	\$166	↑	↓	↑	↓	↑	NA	↑	↑	↑	95,000
General Grabber HTS60	62	\$166	↑	↓	↓	↑	↑	NA	↓	↑	↑	75,000
Michelin Defender LTX M/S [T]	62	\$229	↓	↓	↓	↑	↑	NA	↓	↑	↑	80,000
Laufenn X Fit HT	57	\$157	↑	↓	↓	↑	↑	NA	↓	↑	↑	55,000
Kumho Crugen HT51	56	\$139	↑	↓	↓	↑	↑	NA	↓	↑	↑	55,000
Bridgestone Dueler Alenza H/L Plus	55	\$189	↑	↓	↓	↑	↓	NA	↓	↑	↑	65,000
Falken Wildpeak H/T HT02	54	\$169	↑	↓	↑	↑	↓	NA	↓	↑	↓	45,000
Nokian Rotiiva HT	54	\$177	↑	↓	↑	↑	↓	NA	↓	↑	↑	60,000
Firestone Destination LE3	54	\$150	↓	↓	↓	↑	↑	NA	↑	↑	↑	60,000
Hankook Dynapro HT	54	\$155	↑	↓	↓	↑	↑	NA	↓	↑	↑	60,000
Sumitomo Encounter HT	53	\$139	↑	↓	↓	↑	↓	NA	↓	↑	↑	65,000
<b>ALL-TERRAIN TRUCK TIRES</b>												
✓ Continental TerrainContact A/T	62	\$166	↑	↓	↑	↑	↓	NA	↓	↑	↑	55,000
✓ Michelin LTX A/T2	61	\$222	↓	↓	↓	↑	↑	NA	↓	↓	↑	100,000

<sup>†</sup> All-weather tires.





**TIRES**

Brand + Model	Overall Score	Price	Three-Season Driving				Winter Driving		Comfort		Other	
			Dry braking	Wet braking	Handling	Hydroplaning resistance	Snow traction	Ice braking	Ride	Noise	Rolling resistance	Tested tread life (miles)
<b>ALL-TERRAIN TRUCK TIRES</b> <i>Continued</i>												
✔ <b>Bridgestone</b> Dueler A/T Revo 3	60	\$233	↑	↓	↑	↑	↑	NA	↓	↑	↑	55,000
✔ <b>Vredestein</b> Pinza AT	60	\$169	↓	↓	↑	↑	↓	NA	↑	↑	↑	75,000
<b>Cooper</b> Discoverer AT3 4S	58	\$171	↑	↓	↓	↑	↑	NA	↓	↑	↑	60,000
<b>General</b> Grabber APT	58	\$154	↑	↓	↓	↑	↑	NA	↓	↓	↓	60,000
<b>GT Radial</b> Adventuro AT3	58	\$144	↑	↓	↓	↑	↓	NA	↓	↑	↑	40,000
<b>Mickey Thompson</b> Deegan 38	57	\$179	↑	↓	↓	↑	↓	NA	↑	↑	↑	65,000
<b>Firestone</b> Destination A/T2	57	\$168	↓	↓	↓	↑	↑	NA	↓	↑	↑	60,000
<b>Toyo</b> Open Country A/T III	57	\$195	↑	↓	↓	↑	↑	NA	↓	↓	↓	60,000
<b>Falken</b> Wildpeak A/T3W	57	\$166	↓	↓	↑	↑	↓	NA	↓	↓	↓	50,000
<b>Hankook</b> Dynapro AT2	55	\$166	↑	↓	↓	↑	↑	NA	↓	↑	↑	60,000
<b>Nexen</b> Radian AT Pro RA8	55	\$159	↑	↓	↓	↑	↓	NA	↓	↑	↓	55,000
<b>Pirelli</b> Scorpion All Terrain Plus	54	\$159	↓	↓	↓	↑	↑	NA	↓	↑	↑	55,000
<b>Nokian</b> Rotiiva AT	54	\$166	↑	↓	↓	↑	↑	NA	↓	↑	↑	50,000
<b>TRUCK WINTER/SNOW TIRES</b>												
✔ <b>Michelin</b> Latitude X-Ice XI2	72	\$189	↓	↓	↓	↓	↑	NA	↑	↑	↑	NA
✔ <b>Nexen</b> Winguard Winspike WS62 SUV	72	\$128	↓	↓	↓	↓	↑	NA	↑	↓	↑	NA
✔ <b>Nokian</b> Hakkapeliitta R3 SUV	71	\$170	↓	↓	↓	↓	↑	NA	↑	↑	↑	NA
✔ <b>General</b> Grabber Arctic	70	\$129	↓	↓	↓	↑	↑	NA	↑	↑	↑	NA
✔ <b>Bridgestone</b> Blizzak DM-V2	69	\$169	↓	↓	↓	↓	↑	NA	↑	↓	↑	NA
<b>Hankook</b> i*Pike RW11	67	\$166	↓	↓	↓	↑	↑	NA	↑	↓	↑	NA
<b>Goodyear</b> WinterCommand	66	\$155	↓	↓	↓	↓	↑	NA	↓	↓	↓	NA
<b>Firestone</b> Winterforce 2 UV	65	\$139	↓	↓	↓	↑	↑	NA	↓	↑	↑	NA

> Digital and All Access members can find the latest, complete ratings at [CR.org/tires](https://www.crguide.com/tires). Find the right tires for your car, SUV, or truck.

**HOW WE TEST: Overall Score** is based on about a dozen tests, with braking, handling, and hydroplaning resistance more heavily weighted for many tires. **Braking** tests on ice are from 10 mph; on dry and wet pavement, from

60 to 0 mph. **Handling** combines how well a tire performed in the wet-handling test, steering feel, and an emergency handling maneuver. **Hydroplaning** denotes a tire's ability to resist skimming along the surface of standing water.

**Snow Traction** tests denote how far a vehicle has to travel to accelerate from 5 to 20 mph on moderately packed snow. **Ride** and **Noise** are evaluated subjectively on rough and smooth roads. **Rolling Resistance**, as measured by a

dynamometer, is a factor in fuel economy. **Treadwear** is projected from at least a 16,000-mile vehicle test run on public roads in Texas for many tires. **Price** is what we paid for the tire in our test size at the time of test.



ConsumerReports®

# BUYING GUIDE 2023

**President and CEO** Marta L. Tellado

**Acting Head of Content** Jen Shecter  
**Editorial Director, Print** Ellen Kunes

**Deputy Editor, Print** Amanda Lecky

**Design Director** Mike Smith    **Creative Director, Brand** Young Kim  
**Associate Design Director** Sheri Geller  
**Art Director** Lisa Slater  
**Photo Editors** Emilie Harjes, Karen Shinbaum

**Senior Director, Content Development** Glenn Derene  
**Associate Director, Content Development** Althea Chang-Cook  
**Enterprise** Kevin Doyle, Editor; Perry Santanachote, Writer/Reporter  
**Editorial Director, Digital** Erle Norton  
**Senior Director, Acting Head of Testing & Insights** Lilian Kayizzi  
**Senior Director, Product Testing** Maria Rerecich  
**Associate General Counsel** Camille Calman

**CARS: Editors/Writers:** Keith Barry, Jeff S. Bartlett, Jonathan Linkov, Mike Monticello, Benjamin Preston **Auto Test Center:** Jake Fisher, Senior Director; Jennifer Stockburger, Director **Product Testing:** Michael Bloch, Michael Crossen, Steve Elek, Kelly Funkhouser, Gordon Gingras, John Ibbotson, Alex Knizek, Anita Lam, Ryan Psczolkowski, Mike Quinicy, Mary Reed, Gabriel Shenhar, Shawn Sinclair, Emily A. Thomas, Joe Veselak, Jenson Yuen **Policy Lead:** William Wallace

**HOME & APPLIANCE:** Sara Morrow, Content Lead **Editors/Writers:** Joanne Chen, Tanya Christian, Jennifer Cook, Mary Farrell, Keith Flamer, Gideon Grudo, Paul Hope, Deb Silber, Tobie Stanger, Daniel Wroclawski **Product Testing:** John Galeotafiore, Jason Holmes, James Nanni, Testing Leads; John Banta, Sarah Bogdan, Susan Booth, Tara Casaregola, Lawrence Ciufo, Bernard Deitrick, Cindy Fisher, Paolo Fu, Kathleen Halevah, Rich Handel, Misha Kollontai, Ginny Lui, Joan Muratore, Joseph Pacella, Christopher Regan, Frank Spinelli, Kenneth Sutton, Dave Trezza **Market Analysts:** Mark Allwood, Stacy Canova-Turner, Kelly Moomey, Courtney Pennicooke, Antonella Pomilla, Marion Wilson-Spencer **Policy Lead:** William Wallace

**TECH:** Jerry Beilinson, Content Lead **Editors/Writers:** Nicholas De Leon, Yael Grauer, Chris Raymond, Allen St. John, Melanie Pinola, Kaveh Waddell, James K. Willcox **Product Testing:** Richard Fisco, Glen Rockford, Michael Visconti, Testing Leads; Elias Arias, Antonette Asedillo, Steve Blair, Claudio Ciacci, Charles Davidman, Bill Fitzgerald, Henry Parra, Richard Sulin, Maurice Wynn **Market Analysts:** Min Kim Bryant, Cesar Carroll, Odalys Grieco, Nish Suvarnakar **Policy Lead:** Justin Brookman

**Chief Scientific Officer** James H. Dickerson  
**Product Sustainability** Shanika Whitehurst, Associate Director  
**Food Safety** James E. Rogers, Director; Tunde Akinleye, Eric Boring, Amy Keating, Sana Mujahid  
**Product Safety** Ashita Kapoor, Associate Director; Juan A. Arguello

**Content Operations** Robert Kanell, Director  
**Copy Editing** Leslie Monthan, Copy Chief; Noreen Browne, Alison France, Wendy Greenfield  
**Fact Checking & Research** David Schipper, Associate Director; Tracy Anderman, Joy Crane, Sarah Goralski, Christine Gordon, Karen Jacob  
**Planning & Production** Nancy Crowfoot, Associate Director; Eric W. Norlander, Manager; Letitia Hughes, Terri Kazin, Aileen McCluskey  
**Premedia** William Breglio, Associate Director; Eugene Chin, Anthony Terzo

**Photography** John Powers, John Walsh  
**Imaging** Francisco Collado

**Consumer Engagement Testing** Charu Ahuja, Director; Linda Greene, Dana Keester, Paul Ritchey  
**Statistics & Data Science** Jody Porrazzo, Director; Debasmita Das, Kristen Dorrell, Dina Haner, Keith Newsom-Stewart  
**Survey Research** Debra Kalensky, Associate Director; Noemi Altman, Dave Gopoiian, Kendra Johnson, Martin Lachter, Jane Manweiler, John McCowen, Adam Troy, Tian Wang, Tess Yanisch  
**Consumer Insight** Frank Yang, Associate Director; Ipsita Arora

**Marketing** Dawn Nelson, Senior Director  
**Procurement Operations** Steven Schiavone, Director

**Administration** Dawn Yancy Elleby

**SENIOR VICE PRESIDENTS: Chief Strategy Officer** Jessica Freireich; **Chief Membership Officer** Lauren Stanich; **Chief Financial Officer** Eric Wayne  
**VICE PRESIDENTS: Chief People Officer** Genea O. Bell; **Financial Planning & Analysis** JoAnne Boyd; **Chief Marketing Officer** Jose Carbonell; **Chief Digital Officer** Jason Fox; **New Products & Services** Esther Han; **General Counsel** Michael Hubner; **Innovation Lab** Ben Moskowitz; **Chief Diversity Officer** Rafael Pérez; **Chief Research & Analytics Officer** Kristen Purcell; **Chief Social Impact Officer** Sharee McKenzie Taylor; **Special Projects** Shar Taylor

## CONNECT WITH US



**CR™ CONSUMER REPORTS**  
BUYING GUIDE 2023  
VOLUME 87, No. 13  
Consumer Reports magazine (ISSN 0010-7174) is published monthly, except twice in December, by Consumer Reports, 101 Truman Avenue, Yonkers, NY 10703-1044. Periodicals postage paid at Yonkers, N.Y., and at other mailing offices. Contents of this issue copyright © 2023 by Consumer Reports. All rights reserved. Reproduction in whole or in part is forbidden without prior written permission (and is never permitted for commercial purposes). CR is a member of Consumers International. Mailing lists: CR rents or exchanges its customer postal list so it can be provided to other publications, companies, and nonprofit organizations. If you wish your name deleted from lists and rentals, send your address label with a request for deletion to Consumer Reports, P.O. Box 2127, Harlan, IA 51593-0316, or you can go to CR.org and click on “Do Not Sell My Personal Information” at the bottom of the page. Subscribers: Send address changes to P.O. Box 2109, Harlan, IA 51593-0298. If the Post Office alerts us that your magazines are undeliverable, we have no further obligation to fulfill your magazines unless we have a corrected address within two years. POSTMASTER Send all UAA to CFS (see DMM 507.1.5.2); NON-POSTAL AND MILITARY FACILITIES Send address corrections to Consumer Reports, P.O. Box 2109, Harlan, IA 51593-0298.