



Corporate Headquarters
6571 Wilson Mills Road
Cleveland, Ohio 44143

Phone: 800-458-3330

This report package contains 22 pages

This package contains reports from the following laboratories:

- National Testing Laboratories, Ltd. (9 pages)
- Pace Analytical Services, Inc.- Minneapolis, MN (7 pages)
- Pace Analytical Services, Inc.-Greensburg, PA (1 page)
- EMSL Analytical, Inc. (1 page)
- Eurofins Eaton Analytical, Inc. (3 pages)

If you have any questions, please contact Susan Henderson at 1-800-458-3330.



Laboratory ID: CT:PH-0745,
NY:11467, PA:68-
00362

National Testing Laboratories, Ltd
556 South Mansfield, Ypsilanti, MI, 48197-5166
(440) 449-2525, Fax: (440) 449-8585

ANALYTICAL REPORTS

SAMPLE CODE: 379235

3/23/2018

Customer: Creekside Springs-PA
James Sas
667 Merchant Street
Ambridge, PA 15003

Source: Ambridge Water Authority
Source Type: Municipal Water
Brand Name: Purified Water
Production Code: Best By 2/14/20
Container Size: 16.9 Oz.
PA PWS ID#: 5046492
PA Location: EP #101

Date/Time Received: 2/23/2018 09:10

Collected by: B. Fazekas

The results herein conform to TNI and ISO/IEC 17025:2005 standards, where applicable. These results may be used for compliance purposes, as required, unless otherwise narrated in the body of the report. The uncertainty of the test results are available upon request. All Dates and Times are reported as U.S. Eastern Time.

Legend:

Any 'Level Detected' marked with an asterisk (*) indicates that the value has exceeded the EPA Maximum Contaminant Level (MCL) or one of the Standards of Quality.

"ND" This contaminant was not detected at or above our lower reporting limit (LRL)

"NA" Not Analyzed

"Standard" This column indicates either the Maximum Contaminant Level (MCL) for EPA Primary Standards or the guideline values for EPA Secondary Standards.

"LRL" This column indicates the Lower Reporting Limit, which is the lowest level that the laboratory can detect a contaminant.

"DF" This column indicates the contaminant dilution factor.

Report Notes:

pH analysis has a 15 minute hold time from sampling to analysis. Analysis of pH past the 15 minute hold time should be considered an estimate. In addition, Chlorine, Chloramine and Chlorine Dioxide hold time is immediate, therefore results should be considered an estimate.

Fed Id #	Contaminant	Method	Standard	Units	LRL	Level Detected	DF	Date/Time Sampled	Date Prepped	Date/Time Analyzed
Inorganic Analytes - Metals										
1002	Aluminum	200.7	0.2	mg/L	0.05	ND	1	2/26/2018 15:18		2/28/2018
1074	Antimony	200.8	0.006	mg/L	0.003	ND	1	2/26/2018 15:18		2/28/2018
1005	Arsenic	200.8	0.010	mg/L	0.002	ND	1	2/26/2018 15:18		2/28/2018
1010	Barium	200.7	2	mg/L	0.10	ND	1	2/26/2018 15:18		2/28/2018
1075	Beryllium	200.7	0.004	mg/L	0.001	ND	1	2/26/2018 15:18		2/28/2018
1079	Boron	200.7	--	mg/L	0.10	ND	1	2/26/2018 15:18		2/28/2018
1015	Cadmium	200.7	0.005	mg/L	0.001	ND	1	2/26/2018 15:18		2/28/2018
1016	Calcium	200.7	--	mg/L	2.0	ND	1	2/26/2018 15:18		2/28/2018
1020	Chromium	200.7	0.100	mg/L	0.007	ND	1	2/26/2018 15:18		2/28/2018
1022	Copper	200.7	1.0	mg/L	0.002	ND	1	2/26/2018 15:18		2/28/2018
1028	Iron	200.7	0.3	mg/L	0.020	ND	1	2/26/2018 15:18		2/28/2018
1030	Lead	200.8	0.015	mg/L	0.001	ND	1	2/26/2018 15:18		2/28/2018
1031	Magnesium	200.7	--	mg/L	0.10	ND	1	2/26/2018 15:18		2/28/2018
1032	Manganese	200.7	0.05	mg/L	0.004	ND	1	2/26/2018 15:18		2/28/2018
1035	Mercury	200.8	0.002	mg/L	0.0002	ND	1	2/26/2018 15:18		2/28/2018
1036	Nickel	200.7	--	mg/L	0.005	ND	1	2/26/2018 15:18		2/28/2018
1042	Potassium	200.7	--	mg/L	1.0	ND	1	2/26/2018 15:18		2/28/2018
1045	Selenium	200.8	0.05	mg/L	0.002	ND	1	2/26/2018 15:18		2/28/2018
1050	Silver	200.7	0.10	mg/L	0.002	ND	1	2/26/2018 15:18		2/28/2018

This report cannot be reproduced, except in full, without the written approval of National Testing Laboratories, Ltd.

National Testing Laboratories, Ltd

556 South Mansfield, Ypsilanti, MI, 48197-5166
(440) 449-2525, Fax: (440) 449-8585

ANALYTICAL REPORTS

SAMPLE CODE: 379235

3/23/2018

Fed Id #	Contaminant	Method	Standard	Units	LRL	Level Detected	DF	Date/Time Sampled	Date Prepped	Date/Time Analyzed
1052	Sodium	200.7	--	mg/L	1	ND	1	2/26/2018 15:18		2/28/2018
1085	Thallium	200.8	0.002	mg/L	0.001	ND	1	2/26/2018 15:18		2/28/2018
4009	Uranium	200.8	0.030	mg/L	0.001	ND	1	2/26/2018 15:18		2/28/2018
1095	Zinc	200.7	5.000	mg/L	0.004	ND	1	2/26/2018 15:18		2/28/2018
Physical Factors										
1927	Alkalinity (Total as CaCO3)	2320B	--	mg/L	20	ND	1	2/26/2018 15:18		3/6/2018
1905	Apparent Color	2120B	15	CU	3	ND	1	2/26/2018 15:18		2/26/2018 17:30
1928	Bicarbonate (as CaCO3)	2320B	--	mg/L	20	ND	1	2/26/2018 15:18		3/6/2018
1929	Carbonate (as CaCO3)	2320B	--	mg/L	20	ND	1	2/26/2018 15:18		3/6/2018
1910	Corrosivity	2330B	--	SI		-6.10	R2 1	2/26/2018 15:18		3/6/2018
2905	Foaming Agents	5540C	0.5	mg/L	0.1	ND	1	2/26/2018 15:18		2/27/2018 16:50
MBAS, calculated as Linear Alkylate Sulfonate (LAS), mol wt of 342.4 g/mole										
1915	Hardness (as CaCO3)	2340C	--	mg/L	10	ND	1	2/26/2018 15:18		3/16/2018
1021	Hydroxide (as CaCO3)	2320B	--	mg/L	20	ND	1	2/26/2018 15:18		3/6/2018
1920	Odor Threshold	2150B	3	ton	1	ND	1	2/26/2018 15:18		2/26/2018 16:10
1925	pH	150.1	5-7	pH Units		5.6	1	2/26/2018 15:18		2/26/2018 16:40
4254	pH Temperature	150.1	--	Deg, C		21	1	2/26/2018 15:18		2/26/2018 16:40
1064	Specific Cond. @ 25 deg. C	2510B	--	umhos/cm	1	7	1	2/26/2018 15:18		3/1/2018
1930	Total Dissolved Solids	2540C	500	mg/L	5	ND	1	2/26/2018 15:18		3/1/2018
0100	Turbidity	2130B	1	NTU	0.1	ND	1	2/26/2018 15:18		2/26/2018 17:10
Inorganic Analytes - Other										
1011	Bromate	300.1	0.010	mg/L	0.005	ND	1	2/26/2018 15:18		3/7/2018
1004	Bromide	300.1	--	mg/L	0.005	ND	1	2/26/2018 15:18		3/7/2018
1006	Chloramine as Cl2	4500Cl-G	4.0	mg/L	0.05	ND	1	2/26/2018 15:18		2/26/2018 17:13
1017	Chloride	300.0	250	mg/L	1.0	ND	1	2/26/2018 15:18		2/27/2018 14:46
1012	Chlorine as Cl2	4500Cl-G	4.0	mg/L	0.05	ND	1	2/26/2018 15:18		2/26/2018 17:10
1008	Chlorine Dioxide as ClO2	4500ClO2D	0.8	mg/L	0.1	ND	1	2/26/2018 15:18		2/26/2018 17:10
1009	Chlorite	300.1	1.0	mg/L	0.005	ND	1	2/26/2018 15:18		3/7/2018
1025	Fluoride	300.0	4.0	mg/L	0.10	ND	1	2/26/2018 15:18		2/27/2018 14:46
1040	Nitrate as N	300.0	10	mg/L	0.05	ND	1	2/26/2018 15:18		2/27/2018 14:46
1041	Nitrite as N	300.0	1	mg/L	0.05	ND	1	2/26/2018 15:18		2/27/2018 14:46
1044	Ortho Phosphate	300.0	--	mg/L	2.0	ND	1	2/26/2018 15:18		2/27/2018 14:46
1055	Sulfate	300.0	250	mg/L	5.0	ND	1	2/26/2018 15:18		2/27/2018 14:46
Organic Analytes - Trihalomethanes										
2943	Bromodichloromethane	524.2 THMs	--	mg/L	0.0005	0.0016	1	2/26/2018 15:18		3/7/2018
2942	Bromoform	524.2 THMs	--	mg/L	0.0005	ND	1	2/26/2018 15:18		3/7/2018
2941	Chloroform	524.2 THMs	--	mg/L	0.0005	0.0072	1	2/26/2018 15:18		3/7/2018
2944	Dibromochloromethane	524.2 THMs	--	mg/L	0.0005	ND	1	2/26/2018 15:18		3/7/2018

This report cannot be reproduced, except in full, without the written approval of National Testing Laboratories, Ltd.

National Testing Laboratories, Ltd

556 South Mansfield, Ypsilanti, MI, 48197-5166
(440) 449-2525, Fax: (440) 449-8585

ANALYTICAL REPORTS

SAMPLE CODE: 379235

3/23/2018

Fed Id #	Contaminant	Method	Standard	Units	LRL	Level Detected	DF	Date/Time Sampled	Date Prepped	Date/Time Analyzed
2950	Total THMs	524.2 THMs	0.080	mg/L	0.0005	0.0088	1	2/26/2018 15:18		3/7/2018
Organic Analytes - Haloacetic Acids										
2454	Dibromoacetic Acid	552.2 HAAs --		ug/L	1.0	ND	1	2/26/2018 15:18	3/6/2018	3/7/2018
2451	Dichloroacetic Acid	552.2 HAAs --		ug/L	1.0	ND	1	2/26/2018 15:18	3/6/2018	3/7/2018
2453	Monobromoacetic Acid	552.2 HAAs --		ug/L	1.0	ND	1	2/26/2018 15:18	3/6/2018	3/7/2018
2450	Monochloroacetic Acid	552.2 HAAs --		ug/L	1.0	ND	1	2/26/2018 15:18	3/6/2018	3/7/2018
2452	Trichloroacetic Acid	552.2 HAAs --		ug/L	1.0	ND	1	2/26/2018 15:18	3/6/2018	3/7/2018
2456	Total HAAs	552.2 HAAs 60		ug/L	1.0	ND	1	2/26/2018 15:18	3/6/2018	3/7/2018
Organic Analytes - Volatiles										
2986	1,1,1,2-Tetrachloroethane	524.2	--	mg/L	0.0005	ND	1	2/26/2018 15:18		3/7/2018
2981	1,1,1-Trichloroethane	524.2	0.2	mg/L	0.0005	ND	1	2/26/2018 15:18		3/7/2018
2988	1,1,2,2-Tetrachloroethane	524.2	--	mg/L	0.0005	ND	1	2/26/2018 15:18		3/7/2018
2985	1,1,2-Trichloroethane	524.2	0.005	mg/L	0.0005	ND	1	2/26/2018 15:18		3/7/2018
2978	1,1-Dichloroethane	524.2	--	mg/L	0.0005	ND	1	2/26/2018 15:18		3/7/2018
2977	1,1-Dichloroethene	524.2	0.007	mg/L	0.0005	ND	1	2/26/2018 15:18		3/7/2018
2410	1,1-Dichloropropene	524.2	--	mg/L	0.0005	ND	1	2/26/2018 15:18		3/7/2018
2420	1,2,3-Trichlorobenzene	524.2	--	mg/L	0.0005	ND	1	2/26/2018 15:18		3/7/2018
2414	1,2,3-Trichloropropane	524.2	--	mg/L	0.0005	ND	1	2/26/2018 15:18		3/7/2018
2378	1,2,4-Trichlorobenzene	524.2	0.07	mg/L	0.0005	ND	1	2/26/2018 15:18		3/7/2018
2418	1,2,4-Trimethylbenzene	524.2	--	mg/L	0.0005	ND	1	2/26/2018 15:18		3/7/2018
2968	1,2-Dichlorobenzene	524.2	0.6	mg/L	0.0005	ND	1	2/26/2018 15:18		3/7/2018
2980	1,2-Dichloroethane	524.2	0.005	mg/L	0.0005	ND	1	2/26/2018 15:18		3/7/2018
2983	1,2-Dichloropropane	524.2	0.005	mg/L	0.0005	ND	1	2/26/2018 15:18		3/7/2018
2424	1,3,5-Trimethylbenzene	524.2	--	mg/L	0.0005	ND	1	2/26/2018 15:18		3/7/2018
2967	1,3-Dichlorobenzene	524.2	--	mg/L	0.0005	ND	1	2/26/2018 15:18		3/7/2018
2412	1,3-Dichloropropane	524.2	--	mg/L	0.0005	ND	1	2/26/2018 15:18		3/7/2018
2969	1,4-Dichlorobenzene	524.2	0.075	mg/L	0.0005	ND	1	2/26/2018 15:18		3/7/2018
2416	2,2-Dichloropropane	524.2	--	mg/L	0.0005	ND	1	2/26/2018 15:18		3/7/2018
2965	2-Chlorotoluene	524.2	--	mg/L	0.0005	ND	1	2/26/2018 15:18		3/7/2018
2966	4-Chlorotoluene	524.2	--	mg/L	0.0005	ND	1	2/26/2018 15:18		3/7/2018
2030	4-Isopropyltoluene	524.2	--	mg/L	0.0005	ND	1	2/26/2018 15:18		3/7/2018
2990	Benzene	524.2	0.005	mg/L	0.0005	ND	1	2/26/2018 15:18		3/7/2018
2993	Bromobenzene	524.2	--	mg/L	0.0005	ND	1	2/26/2018 15:18		3/7/2018
2430	Bromochloromethane	524.2	--	mg/L	0.0005	ND	1	2/26/2018 15:18		3/7/2018
2214	Bromomethane	524.2	--	mg/L	0.0005	ND	1	2/26/2018 15:18		3/7/2018
2982	Carbon Tetrachloride	524.2	0.005	mg/L	0.0005	ND	1	2/26/2018 15:18		3/7/2018
2989	Chlorobenzene	524.2	0.1	mg/L	0.0005	ND	1	2/26/2018 15:18		3/7/2018
2216	Chloroethane	524.2	--	mg/L	0.0005	ND	1	2/26/2018 15:18		3/7/2018
2210	Chloromethane	524.2	--	mg/L	0.0005	ND	1	2/26/2018 15:18		3/7/2018
2380	cis-1,2-Dichloroethene	524.2	0.07	mg/L	0.0005	ND	1	2/26/2018 15:18		3/7/2018

This report cannot be reproduced, except in full, without the written approval of National Testing Laboratories, Ltd.

National Testing Laboratories, Ltd

556 South Mansfield, Ypsilanti, MI, 48197-5166
(440) 449-2525, Fax: (440) 449-8585

ANALYTICAL REPORTS

SAMPLE CODE: 379235

3/23/2018

Fed Id #	Contaminant	Method	Standard	Units	LRL	Level Detected	DF	Date/Time Sampled	Date Prepped	Date/Time Analyzed
2228	cis-1,3-Dichloropropene	524.2	--	mg/L	0.0005	ND	1	2/26/2018 15:18		3/7/2018
2408	Dibromomethane	524.2	--	mg/L	0.0005	ND	1	2/26/2018 15:18		3/7/2018
2212	Dichlorodifluoromethane	524.2	--	mg/L	0.0005	ND	1	2/26/2018 15:18		3/7/2018
2964	Dichloromethane	524.2	0.005	mg/L	0.0005	ND	1	2/26/2018 15:18		3/7/2018
2992	Ethylbenzene	524.2	0.7	mg/L	0.0005	ND	1	2/26/2018 15:18		3/7/2018
2246	Hexachlorobutadiene	524.2	--	mg/L	0.0005	ND	1	2/26/2018 15:18		3/7/2018
2994	Isopropylbenzene	524.2	--	mg/L	0.0005	ND	1	2/26/2018 15:18		3/7/2018
2251	Methyl Tert Butyl Ether	524.2	--	mg/L	0.0005	ND	1	2/26/2018 15:18		3/7/2018
2247	Methyl-Ethyl Ketone	524.2	--	mg/L	0.005	ND	1	2/26/2018 15:18		3/7/2018
2248	Naphthalene	524.2	--	mg/L	0.0005	ND	1	2/26/2018 15:18		3/7/2018
2422	n-Butylbenzene	524.2	--	mg/L	0.0005	ND	1	2/26/2018 15:18		3/7/2018
2997	o-Xylene	524.2	--	mg/L	0.0005	ND	1	2/26/2018 15:18		3/7/2018
2963	p and m-Xylenes	524.2	--	mg/L	0.0010	ND	1	2/26/2018 15:18		3/7/2018
Due to the limitation of EPA Method 524.2, p and m isomers of Xylene are reported as aggregate.										
2998	Propylbenzene	524.2	--	mg/L	0.0005	ND	1	2/26/2018 15:18		3/7/2018
2428	sec-Butylbenzene	524.2	--	mg/L	0.0005	ND	1	2/26/2018 15:18		3/7/2018
2996	Styrene	524.2	0.1	mg/L	0.0005	ND	1	2/26/2018 15:18		3/7/2018
2426	tert-Butylbenzene	524.2	--	mg/L	0.0005	ND	1	2/26/2018 15:18		3/7/2018
2987	Tetrachloroethene	524.2	0.005	mg/L	0.0005	ND	1	2/26/2018 15:18		3/7/2018
2991	Toluene	524.2	1	mg/L	0.0005	ND	1	2/26/2018 15:18		3/7/2018
2979	trans-1,2-Dichloroethene	524.2	0.1	mg/L	0.0005	ND	1	2/26/2018 15:18		3/7/2018
2224	trans-1,3-Dichloropropene	524.2	--	mg/L	0.0005	ND	1	2/26/2018 15:18		3/7/2018
2984	Trichloroethene	524.2	0.005	mg/L	0.0005	ND	1	2/26/2018 15:18		3/7/2018
2218	Trichlorofluoromethane	524.2	--	mg/L	0.0005	ND	1	2/26/2018 15:18		3/7/2018
2904	Trichlorotrifluoroethane	524.2	--	mg/L	0.0005	ND	1	2/26/2018 15:18		3/7/2018
2976	Vinyl Chloride	524.2	0.002	mg/L	0.0005	ND	1	2/26/2018 15:18		3/7/2018
2955	Xylenes (Total)	524.2	10	mg/L	0.0005	ND	1	2/26/2018 15:18		3/7/2018
Organic Analytes - Others										
2931	1,2-Dibromo-3-chloropropane	504.1	0.0002	mg/L	0.00001	ND	1	2/26/2018 15:18	3/7/2018	3/7/2018
2946	1,2-Dibromoethane	504.1	0.00005	mg/L	0.00001	ND	1	2/26/2018 15:18	3/7/2018	3/7/2018
2105	2,4-D	515.4	70	ug/L	0.1	ND	1	2/26/2018 15:18	3/2/2018	3/6/2018
2066	3-Hydroxycarbofuran	531.2	--	ug/L	1.0	ND	1	2/26/2018 15:18		3/5/2018
2051	Alachlor	525.2	2	ug/L	0.2	ND	1	2/26/2018 15:18	3/12/2018	3/20/2018
2047	Aldicarb	531.2	7	ug/L	1.0	ND	1	2/26/2018 15:18		3/5/2018
2044	Aldicarb sulfone	531.2	7	ug/L	1.0	ND	1	2/26/2018 15:18		3/5/2018
2043	Aldicarb sulfoxide	531.2	7	ug/L	1.0	ND	1	2/26/2018 15:18		3/5/2018
2356	Aldrin	505	--	mg/L	0.00007	ND	1	2/26/2018 15:18	3/1/2018	3/2/2018
2050	Atrazine	525.2	3	ug/L	0.1	ND	1	2/26/2018 15:18	3/12/2018	3/20/2018
2625	Bentazon	515.4	--	ug/L	1	ND	1	2/26/2018 15:18	3/2/2018	3/6/2018
2306	Benzo(A)pyrene	525.2	0.2	ug/L	0.1	ND	1	2/26/2018 15:18	3/12/2018	3/20/2018
2076	Butachlor	525.2	--	ug/L	0.2	ND	1	2/26/2018 15:18	3/12/2018	3/20/2018

This report cannot be reproduced, except in full, without the written approval of National Testing Laboratories, Ltd.

National Testing Laboratories, Ltd

556 South Mansfield, Ypsilanti, MI, 48197-5166
(440) 449-2525, Fax: (440) 449-8585

ANALYTICAL REPORTS

SAMPLE CODE: 379235

3/23/2018

Fed Id #	Contaminant	Method	Standard	Units	LRL	Level Detected	DF	Date/Time Sampled	Date Prepped	Date/Time Analyzed
2021	Carbaryl	531.2	--	ug/L	1.0	ND	1	2/26/2018 15:18		3/5/2018
2046	Carbofuran	531.2	40	ug/L	1.0	ND	1	2/26/2018 15:18		3/5/2018
2959	Chlordane	505	0.002	mg/L	0.0001	ND	1	2/26/2018 15:18	3/1/2018	3/2/2018
2031	Dalapon	515.4	200	ug/L	1	ND	1	2/26/2018 15:18	3/2/2018	3/6/2018
2035	Di(2-ethylhexyl) adipate	525.2	400	ug/L	0.2	ND	1	2/26/2018 15:18	3/12/2018	3/20/2018
2039	Di(2-ethylhexyl) phthalate	525.2	6	ug/L	0.6	ND	1	2/26/2018 15:18	3/12/2018	3/20/2018
2440	Dicamba	515.4	--	ug/L	1	ND	1	2/26/2018 15:18	3/2/2018	3/6/2018
2933	Dichloran	505	--	mg/L	0.001	ND	1	2/26/2018 15:18	3/1/2018	3/2/2018
2070	Dieldrin	505	--	mg/L	0.00002	ND	1	2/26/2018 15:18	3/1/2018	3/2/2018
2041	Dinoseb	515.4	7	ug/L	0.2	ND	1	2/26/2018 15:18	3/2/2018	3/6/2018
2032	Diquat	549.2	20	ug/L	0.4	ND	1	2/26/2018 15:18	2/28/2018	3/1/2018
2033	Endothall	548.1	100	ug/L	9	ND	1	2/26/2018 15:18	3/1/2018	3/12/2018
2005	Endrin	505	0.002	mg/L	0.00001	ND	1	2/26/2018 15:18	3/1/2018	3/2/2018
2034	Glyphosate	547	700	ug/L	6	ND	1	2/26/2018 15:18		2/28/2018
2065	Heptachlor	505	0.0004	mg/L	0.00001	ND	1	2/26/2018 15:18	3/1/2018	3/2/2018
2067	Heptachlor Epoxide	505	0.0002	mg/L	0.00001	ND	1	2/26/2018 15:18	3/1/2018	3/2/2018
2274	Hexachlorobenzene	505	0.001	mg/L	0.0001	ND	1	2/26/2018 15:18	3/1/2018	3/2/2018
2042	Hexachlorocyclopentadiene	505	0.05	mg/L	0.0001	ND	1	2/26/2018 15:18	3/1/2018	3/2/2018
2010	Lindane	505	0.0002	mg/L	0.00002	ND	1	2/26/2018 15:18	3/1/2018	3/2/2018
2022	Methomyl	531.2	--	ug/L	1.0	ND	1	2/26/2018 15:18		3/5/2018
2015	Methoxychlor	505	0.04	mg/L	0.0001	ND	1	2/26/2018 15:18	3/1/2018	3/2/2018
2045	Metolachlor	525.2	--	ug/L	0.2	ND	1	2/26/2018 15:18	3/12/2018	3/20/2018
2595	Metribuzin	525.2	--	ug/L	0.2	ND	1	2/26/2018 15:18	3/12/2018	3/20/2018
2626	Molinate	525.2	--	ug/L	0.2	ND	1	2/26/2018 15:18	3/12/2018	3/20/2018
2036	Oxamyl	531.2	200	ug/L	1.0	ND	1	2/26/2018 15:18		3/5/2018
2934	Pentachloronitrobenzene	505	--	mg/L	0.0001	ND	1	2/26/2018 15:18	3/1/2018	3/2/2018
2326	Pentachlorophenol	515.4	1	ug/L	0.04	ND	1	2/26/2018 15:18	3/2/2018	3/6/2018
2040	Picloram	515.4	500	ug/L	0.1	ND	1	2/26/2018 15:18	3/2/2018	3/6/2018
2077	Propachlor	525.2	--	ug/L	0.2	ND	1	2/26/2018 15:18	3/12/2018	3/20/2018
2110	Silvex 2,4,5-TP	515.4	50	ug/L	0.2	ND	1	2/26/2018 15:18	3/2/2018	3/6/2018
2037	Simazine	525.2	4	ug/L	0.1	ND	1	2/26/2018 15:18	3/12/2018	3/20/2018
2627	Thiobencarb	525.2	--	ug/L	0.2	ND	1	2/26/2018 15:18	3/12/2018	3/20/2018
2383	Total PCBs	505	0.0005	mg/L	0.0005	ND	1	2/26/2018 15:18	3/1/2018	3/2/2018
2910	Total Phenols	420.4	--	mg/L	0.001	ND	R2 1	2/26/2018 15:18		3/13/2018
2020	Toxaphene	505	0.003	mg/L	0.001	ND	1	2/26/2018 15:18	3/1/2018	3/2/2018
2055	Trifluralin	505	--	mg/L	0.001	ND	1	2/26/2018 15:18	3/1/2018	3/2/2018

Qualifiers:

R2: The laboratory is not accredited for this analyte. The resulting value should be used for informational purposes only.

This report cannot be reproduced, except in full, without the written approval of National Testing Laboratories, Ltd.

National Testing Laboratories, Ltd

556 South Mansfield, Ypsilanti, MI, 48197-5166
(440) 449-2525, Fax: (440) 449-8585

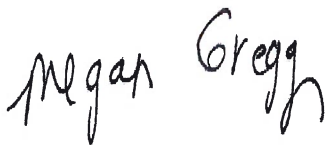
ANALYTICAL REPORTS

SAMPLE CODE: 379235

3/23/2018

Fed Id #	Contaminant	Method	Standard	Units	LRL	Level Detected	DF	Date/Time Sampled	Date Prepped	Date/Time Analyzed
----------	-------------	--------	----------	-------	-----	----------------	----	-------------------	--------------	--------------------

Analyst	Tests
DD	200.7
SMG	200.8
PC	2320B,2120B,2330B,5540C,2340C,2150B,150.1,2510B,2130B
CF	2540C
SG	300.1,300.0
DHG	4500CI-G,4500CI02D,420.4
SB	524.2 THMs,524.2,531.2,549.2,547
JPT	552.2 HAAs,504.1,515.4,505
JF	525.2,548.1



Megan Gregg, Quality System Manager

This report cannot be reproduced, except in full, without the written approval of National Testing Laboratories, Ltd.

Laboratory ID: CT:PH-0745,
 NY:11467, PA:68-
 00362

National Testing Laboratories, Ltd
 556 South Mansfield, Ypsilanti, MI, 48197-5166
 (440) 449-2525, Fax: (440) 449-8585

ANALYTICAL REPORTS

SAMPLE CODE: 379234

3/1/2018

Customer: Creekside Springs-PA
 James Sas
 667 Merchant Street
 Ambridge, PA 15003

Source: Ambridge Water Authority
Source Type: Municipal Water
Brand Name: Purified Water
Production Code: Best By 2/14/20
Container Size: 16.9 Oz.
PA PWS ID#: 5046492
PA Location: EP #101

Date/Time Received: 2/23/2018 09:10

Collected by: B. Fazekas

The results herein conform to TNI and ISO/IEC 17025:2005 standards, where applicable. These results may be used for compliance purposes, as required, unless otherwise narrated in the body of the report. The uncertainty of the test results are available upon request. All Dates and Times are reported as U.S. Eastern Time.

Legend:


Any 'Level Detected' marked with an asterisk (*) indicates that the value has exceeded the EPA Maximum Contaminant Level (MCL) or one of the Standards of Quality.

- "ND"** This contaminant was not detected at or above our lower reporting limit (LRL)
- "NA"** Not Analyzed
- "Standard"** This column indicates either the Maximum Contaminant Level (MCL) for EPA Primary Standards or the guideline values for EPA Secondary Standards.
- "LRL"** This column indicates the Lower Reporting Limit, which is the lowest level that the laboratory can detect a contaminant.
- "DF"** This column indicates the contaminant dilution factor.

Report Notes:

Fed Id #	Contaminant	Method	Standard	Units	LRL	Level Detected	DF	Date/Time Sampled	Date Prepped	Date/Time Analyzed
Microbiologicals										
3114	E. Coli	9223B	1	MPN/100 mL	1	ND	1	2/23/2018 12:17		2/23/2018 12:45
3001	Standard Plate Count	9215B	500	CFU/ml	1	<1	1	2/23/2018 12:17		2/23/2018 12:20
Pour Plate Method, 35°C/48hr, Plate Count Agar										
3000	Total Coliform	9223B	1	MPN/100 mL	1	ND	1	2/23/2018 12:17		2/23/2018 12:45

Analyst	Tests
CF	9223B
GK	9215B



Christine MacMillan, Technical Director

This report cannot be reproduced, except in full, without the written approval of National Testing Laboratories, Ltd.

Laboratory ID: CT:PH-0745,
 NY:11467, PA:68-
 00362

National Testing Laboratories, Ltd
 556 South Mansfield, Ypsilanti, MI, 48197-5166
 (440) 449-2525, Fax: (440) 449-8585

ANALYTICAL REPORTS

SAMPLE CODE: 379236

3/9/2018

Customer: Creekside Springs-PA
 James Sas
 667 Merchant Street
 Ambridge, PA 15003

Source: Ambridge Water Authority
Source Type: Municipal Water
Brand Name: Purified Water
Production Code: Best By 2/14/20
Container Size: 16.9 Oz.
PA PWS ID#: 5046492
PA Location: EP #101

Date/Time Received: 2/23/2018 09:10

Collected by: B. Fazekas

The results herein conform to TNI and ISO/IEC 17025:2005 standards, where applicable. These results may be used for compliance purposes, as required, unless otherwise narrated in the body of the report. The uncertainty of the test results are available upon request. All Dates and Times are reported as U.S. Eastern Time.

Legend:

Any 'Level Detected' marked with an asterisk (*) indicates that the value has exceeded the EPA Maximum Contaminant Level (MCL) or one of the Standards of Quality.

"ND" This contaminant was not detected at or above our lower reporting limit (LRL)

"NA" Not Analyzed

"Standard" This column indicates either the Maximum Contaminant Level (MCL) for EPA Primary Standards or the guideline values for EPA Secondary Standards.

"LRL" This column indicates the Lower Reporting Limit, which is the lowest level that the laboratory can detect a contaminant.

"DF" This column indicates the contaminant dilution factor.

Report Notes:

Fed Id #	Contaminant	Method	Standard	Units	LRL	Level Detected	DF	Date/Time Sampled	Date Prepped	Date/Time Analyzed
Microbiologicals										
3000	Total Coliform by P/A	9223B	--	P/A	--	--	1	2/26/2018 15:18		2/26/2018 16:01
Total Coliform and E.coli were ABSENT in this sample.										
USP XXIII										
1003	Ammonia (as NH3)	USP XXIII	--	Pass/Fail		Pass	R2 1	2/26/2018 15:18		3/1/2018
1016	Calcium	USP XXIII	--	Pass/Fail		Pass	R2 1	2/26/2018 15:18		3/1/2018
1901	Carbon Dioxide (Free CO2)	USP XXIII	--	Pass/Fail		Pass	R2 1	2/26/2018 15:18		3/1/2018
1017	Chloride	USP XXIII	--	Pass/Fail		Fail	R2 1	2/26/2018 15:18		3/1/2018
	Heavy Metals (USP)	USP XXIII	--	Pass/Fail		Pass	R2 1	2/26/2018 15:18		3/1/2018
	Oxidizables (USP)	USP XXIII	--	Pass/Fail		Pass	R2 1	2/26/2018 15:18		3/1/2018
1925	pH	USP XXIII	--	pH Units		5.6	R2 1	2/26/2018 15:18		2/26/2018 16:40
1055	Sulfate	USP XXIII	--	Pass/Fail		Pass	R2 1	2/26/2018 15:18		3/1/2018
	Total Solids	USP XXIII	10	mg/L	10	ND	R2 1	2/26/2018 15:18		3/1/2018

Qualifiers:

R2: The laboratory is not accredited for this analyte. The resulting value should be used for informational purposes only.

This report cannot be reproduced, except in full, without the written approval of National Testing Laboratories, Ltd.

National Testing Laboratories, Ltd

556 South Mansfield, Ypsilanti, MI, 48197-5166
(440) 449-2525, Fax: (440) 449-8585

ANALYTICAL REPORTS

SAMPLE CODE: 379236

3/9/2018

Fed Id #	Contaminant	Method	Standard	Units	LRL	Level Detected	DF	Date/Time Sampled	Date Prepped	Date/Time Analyzed
----------	-------------	--------	----------	-------	-----	----------------	----	-------------------	--------------	--------------------

Analyst	Tests
GK	9223B
DHG	USP XXIII
PC	USP XXIII
CF	USP XXIII

Megan Gregg

Megan Gregg, Quality System Manager

This report cannot be reproduced, except in full, without the written approval of National Testing Laboratories, Ltd.

Report Prepared for:

Susan Henderson
National Testing Laboratories
6571 Wilson Mills Road
Cleveland OH 44143

**REPORT OF
LABORATORY
ANALYSIS FOR
2,3,7,8-TCDD**

Report Summary:

Enclosed are analytical results of one drinking water sample analyzed for 2,3,7,8-TCDD content. This sample was analyzed according to Method 1613B by High Resolution Gas Chromatography/High Resolution Mass Spectrometry.

The results reported for this sample and the associated quality control samples were all within the criteria described in Method 1613B. If you have any questions or concerns regarding these results, please contact Joanne Richardson, your Pace Project Manager.

Pace Project Number:

10422362


Report Prepared Date:

March 13, 2018

Finished Product

Sample ID: 379235
Source Name: Ambridge Water Authority
Source Location: Ambridge PA
PWS ID: N/A
Date & Time Opened: 03/05/2018 @ 09:20
Opened By: LM
Laboratory Sample ID: 10422362001
Date Sampled: 03/05/2018 @ 09:20
Date Received: 03/02/2018 @ 08:50

This report has been reviewed by:



March 13, 2018

Joanne Richardson,
(612) 607-6453
(612) 607-6444 (fax)



Report of Laboratory Analysis

This report should not be reproduced, except in full, without the written consent of Pace Analytical Services, Inc.

The results relate only to the samples included in this report.



Minnesota Laboratory Certifications

Authority	Certificate #	Authority	Certificate #
A2LA	2926.01	Mississippi	MN00064
Alabama	40770	Montana	CERT0092
Alaska	MN00064	Nebraska	NE-OS-18-06
Alaska	UST-078	Nevada	MN00064
Arizona	AZ0014	New Jersey (NE	MN002
Arkansas	88-0680	New York (NEL	11647
CNMI Saipan	MP0003	New hampshire	2081
California	MN00064	North Carolina	27700
Colorado	MN00064	North Carolina	530
Connecticut	PH-0256	North Dakota	R-036
EPA Region 8	8TMS-L	Ohio	41244
Florida (NELAP	E87605	Ohio VAP	CL101
Georgia (EDP)	959	Oklahoma	9507
Guam EPA	959	Oregon (ELAP)	MN200001
Hawaii	MN00064	Oregon (OREL	MN300001
Idaho	MN00064	Pennsylvania	68-00563
Illinois	200011	Puerto Rico	MN00064
Indiana	C-MN-01	South Carolina	74003001
Iowa	368	Tennessee	TN02818
Kansas	E-10167	Texas	T104704192
Kentucky	90062	Utah (NELAP)	MN00064
Louisiana	03086	Virginia	460163
Louisiana	MN00064	Washington	C486
Maine	MN00064	West Virginia #	9952C
Maryland	322	West Virginia D	382
Michigan	9909	Wisconsin	999407970
Minnesota	027-053-137	Wyoming	8TMS-L

REPORT OF LABORATORY ANALYSIS

This report shall not be reproduced, except in full,
without the written consent of Pace Analytical Services, Inc.

Reporting Flags

- A = Reporting Limit based on signal to noise
- B = Less than 10x higher than method blank level
- C = Result obtained from confirmation analysis
- D = Result obtained from analysis of diluted sample
- E = Exceeds calibration range
- I = Interference present
- J = Estimated value
- Nn = Value obtained from additional analysis
- P = PCDE Interference
- R = Recovery outside target range
- S = Peak saturated
- U = Analyte not detected
- V = Result verified by confirmation analysis
- X = %D Exceeds limits
- Y = Calculated using average of daily RFs
- * = See Discussion

REPORT OF LABORATORY ANALYSIS

This report shall not be reproduced, except in full,
without the written consent of Pace Analytical Services, Inc.



1-800-458-3330

Beverage - Finished Product

Order Number: 2106224
Order Date: 2/12/2018
Sample Number:
Product: 50 DDBP

379235



Paid: No Method: Purchase Order P.O.: Ambridge, PA

TSR: SBW

Ambridge PA 15003

If finished product is submitted in laboratory containers, complete the following information.

Date Opened: ___/___/___ Time Opened: ___:___:___
Please Use Military Time, e.g. 3:00pm = 15:00

Check Time Zone: EST CST MST PST

For Laboratory Use ONLY

Lab Accounting Information:
Payment \$: _____
Check #: _____

Lab Comments/Special Instructions:
2018 Purified Product Annual
Dioxin
State Forms:
CT|NY|PA

Lab Sample Information:
Date Received: 2/23/18
Time Received: 09:10
Received By: DF
Date Opened: ___/___/___
Time Opened: ___:___:___
Opened By: _____
 Sample receipt criteria checked & acceptable.
 Deviations from acceptable sample receipt criteria noted on PSA form.

PWS ID# (if applicable): 6040492
Source Type: Spring Well Municipal
 Other: _____
Source Name: Ambridge Water Authority
(Source Information is REQUIRED for All Finished Products)
City & State: Ambridge PA
(If Different than Above)
Product Collected By: Boch
(Signature)
Product Collected By: Brooke Farakas
(Please Print)
Brand Name/Product Type: Purified Water
e.g. XYZ Spring Water or XYZ Distilled Water
Container Size: 11.9oz (x48)
Production Code/Lot Number: Best by 2/14/20
Form Completed By: B. Farakas
Additional Comments:

IF PENNSYLVANIA REPORTING IS REQUIRED AND YOUR PRODUCT IS GREATER THAN 1.77 LITERS, PLEASE PROVIDE THE FOLLOWING:

Penn. PWS ID#: 5046492
Location: EP #101

INCOMPLETE INFORMATION MAY DELAY ANALYSIS AND/OR INVALIDATE RESULTS

	Document Name: Sample Condition Upon Receipt Form	Document Revised: 14Dec2017 Page 1 of 2
	Document No.: F-MN-L-213-rev.22	Issuing Authority: Pace Minnesota Quality Office

Sample Condition Upon Receipt **Client Name:** NTL **Project #:** **WO#: 10422362**
Courier: Fed Ex UPS USPS Client
 Commercial Pace Speedee Other:
Tracking Number: 1Z-AIV-931-01-0996-4509
PM: JMR **Due Date:** 03/13/18
CLIENT: NTL

Custody Seal on Cooler/Box Present? Yes No **Seals Intact?** Yes No **Optional:** Proj. Due Date: Proj. Name:
Packing Material: Bubble Wrap Bubble Bags None Other: **Temp Blank?** Yes No
Thermometer Used: 151401163 G87A9155100842 **Type of Ice:** Wet Blue None Dry Melted
Cooler Temp Read (°C): 18.7 **Cooler Temp Corrected (°C):** 18.7 **Biological Tissue Frozen?** Yes No N/A
Temp should be above freezing to 6°C **Correction Factor:** TRUE **Date and Initials of Person Examining Contents:** 3-2-18 JDD
USDA Regulated Soil (N/A, water sample)
Did samples originate in a quarantine zone within the United States: AL, AR, CA, FL, GA, ID, LA, MS, NC, NM, NY, OK, OR, SC, TN, TX or VA (check maps)? Yes No **Did samples originate from a foreign source (internationally, including Hawaii and Puerto Rico)?** Yes No
If Yes to either question, fill out a Regulated Soil Checklist (F-MN-Q-338) and include with SCUR/COC paperwork.

	COMMENTS:
Chain of Custody Present? <input checked="" type="checkbox"/> Yes <input type="checkbox"/> No	1.
Chain of Custody Filled Out? <input checked="" type="checkbox"/> Yes <input type="checkbox"/> No	2.
Chain of Custody Relinquished? <input checked="" type="checkbox"/> Yes <input type="checkbox"/> No	3.
Sampler Name and/or Signature on COC? <input type="checkbox"/> Yes <input checked="" type="checkbox"/> No <input type="checkbox"/> N/A	4.
Samples Arrived within Hold Time? <input checked="" type="checkbox"/> Yes <input type="checkbox"/> No	5.
Short Hold Time Analysis (<72 hr)? <input type="checkbox"/> Yes <input checked="" type="checkbox"/> No	6.
Rush Turn Around Time Requested? <input type="checkbox"/> Yes <input checked="" type="checkbox"/> No	7.
Sufficient Volume? <input checked="" type="checkbox"/> Yes <input type="checkbox"/> No	8.
Correct Containers Used? <input checked="" type="checkbox"/> Yes <input type="checkbox"/> No	9.
-Pace Containers Used? <input type="checkbox"/> Yes <input checked="" type="checkbox"/> No	
Containers Intact? <input checked="" type="checkbox"/> Yes <input type="checkbox"/> No	10.
Filtered Volume Received for Dissolved Tests? <input type="checkbox"/> Yes <input type="checkbox"/> No <input checked="" type="checkbox"/> N/A	11. Note if sediment is visible in the dissolved container
Sample Labels Match COC? <input checked="" type="checkbox"/> Yes <input checked="" type="checkbox"/> No -Includes Date/Time/ID/Analysis Matrix: <u>3/2/18 JDD</u>	12. <u>No date/time on COC or sample</u>
All containers needing acid/base preservation have been checked? <input type="checkbox"/> Yes <input type="checkbox"/> No <input checked="" type="checkbox"/> N/A	13. <input type="checkbox"/> HNO ₃ <input type="checkbox"/> H ₂ SO ₄ <input type="checkbox"/> NaOH Positive for Res. Chlorine? Y N
All containers needing preservation are found to be in compliance with EPA recommendation? (HNO ₃ , H ₂ SO ₄ , <2pH, NaOH >9 Sulfide, NaOH >12 Cyanide) Exceptions: VOA, Coliform, TOC/DOC Oil and Grease, DRO/8015 (water) and Dioxin. <input type="checkbox"/> Yes <input type="checkbox"/> No <input checked="" type="checkbox"/> N/A	Sample # Initial when completed: Lot # of added preservative:
Headspace in VOA Vials (>6mm)? <input type="checkbox"/> Yes <input type="checkbox"/> No <input checked="" type="checkbox"/> N/A	14.
Trip Blank Present? <input type="checkbox"/> Yes <input type="checkbox"/> No <input checked="" type="checkbox"/> N/A	15.
Trip Blank Custody Seals Present? <input type="checkbox"/> Yes <input type="checkbox"/> No <input checked="" type="checkbox"/> N/A	
Pace Trip Blank Lot # (if purchased):	

CLIENT NOTIFICATION/RESOLUTION **Field Data Required?** Yes No
Person Contacted: _____ **Date/Time:** _____
Comments/Resolution: Finished product temp N/A.

Project Manager Review: Joanne Richardson **Date:** 3-2-18
 Note: Whenever there is a discrepancy affecting North Carolina compliance samples, a copy of this form will be sent to the North Carolina DEHNR Certification Office (i.e. out of hold, incorrect preservative, out of temp, incorrect containers).



Drinking Water Analysis Results
2,3,7,8-TCDD -- USEPA Method 1613B

Sample ID.....379235 **Date Collected**.....03/05/2018 **Spike**.....200 pg
Client.....National Testing Laborato **Date Received**.....03/02/2018 **IS Spike**.....2000 pg
Lab Sample ID..... 10422362001 **Date Extracted**.....03/05/2018 **CS Spike**.....200 pg

	Sample 379235	Method Blank	Lab Spike	Lab Spike Dup
[2,3,7,8-TCDD]	ND	ND	--	--
LOQ	5.0 pg/L	5.0 pg/L	--	--
2,3,7,8-TCDD Recovery	--	--	130%	132%
pg Recovered	--	--	260pg/L	264pg/L
Spike Recovery Limit	--	--	73-146%	73-146%
RPD				1.6%
IS Recovery	68%	72%	68%	67%
pg Recovered	1370 pg/L	1439 pg/L	1354 pg/L	1346 pg/L
IS Recovery Limits	31-137%	31-137%	25-141%	25-141%
CS Recovery	73%	90%	91%	96%
pg Recovered	146 pg/L	180 pg/L	182 pg/L	193 pg/L
CS Recovery Limits	42-164%	42-164%	37-158%	37-158%
Filename	F180309B_24	Y180308B_11	Y180308B_08	Y180308B_09
Analysis Date	03/10/2018	03/08/2018	03/08/2018	03/08/2018
Analysis Time	00:08	23:09	21:50	22:16
Analyst	BAL	SMT	SMT	SMT
Volume	0.971L	0.968L	0.972L	0.966L
Dilution	NA	NA	NA	NA
ICAL Date	01/13/2018	11/12/2017	11/12/2017	11/12/2017
CCAL Filename	F180309B_07	Y180308B_07	Y180308B_07	Y180308B_07

- ! = Outside the Control Limits
- ND = Not Detected
- LOQ = Limit of Quantitation
- Limits = Control Limits from Method 1613 (10/94 Revision), Tables 6A and 7A
- RPD = Relative Percent Difference of Lab Spike Recoveries
- IS = Internal Standard [2,3,7,8-TCDD-¹³C₁₂]
- CS = Cleanup Standard [2,3,7,8-TCDD-³⁷Cl₄]

Analyst: *Brian A. Lard*

ANALYTICAL RESULTS - RADIOCHEMISTRY

Project: 2106224
Pace Project No.: 30245030

Sample: 379236 **Lab ID:** 30245030001 Collected: 03/02/18 10:45 Received: 03/02/18 10:45 Matrix: Drinking Water
PWS: 5046492 Site ID: 101 Sample Type:

Comments: • Sample collection dates and times were not present on the sample containers.
• Upon receipt at the laboratory, 3 mls of nitric acid were added to the sample to meet the sample preservation requirement of pH <2 for radiochemistry analysis.
• FINISHED WATER, Ambridge Water Authority, Ambridge PA
• Purified Water, Cont.x Size: 16.9 oz., Prod. code: Best by 2/14/20
• sample opened on 3/2/18 @11:00 Dakota Sapinsky

Parameters	Method	Act ± Unc (MDC) Carr Trac	Units	Analyzed	CAS No.	Qual
Radon	SM7500RnB-07	-9.0 ± 19.6 (35.0) C:NA T:NA	pCi/L	03/02/18 19:57	10043-92-2	
Gross Alpha	EPA 900.0	-0.107 ± 0.282 (1.20) C:NA T:NA	pCi/L	03/16/18 08:40	12587-46-1	
Gross Beta	EPA 900.0	0.449 ± 0.720 (1.64) C:NA T:NA	pCi/L	03/16/18 08:40	12587-47-2	
Radium-226	EPA 903.1	0.452 ± 0.380 (0.476) C:NA T:85%	pCi/L	03/21/18 11:26	13982-63-3	
Radium-228	EPA 904.0	0.0717 ± 0.319 (0.726) C:77% T:89%	pCi/L	03/15/18 11:46	15262-20-1	
Total Radium	Total Radium Calculation	0.524 ± 0.699 (1.20)	pCi/L	03/21/18 14:23	7440-14-4	

REPORT OF LABORATORY ANALYSIS

This report shall not be reproduced, except in full,
without the written consent of Pace Analytical Services, LLC.



EMSL Analytical, Inc.

200 Route 130 North Cinnaminson, NJ 08077
Phone/Fax: (800) 220-3675 / (856) 786-5974
<http://www.EMSL.com> / cinnasblab@EMSL.com

EMSL Order ID: 041806672
Customer ID: NTL178
Customer PO: 14630
Project ID:

Attn: Susan Henderson
National Testing Laboratories, Inc.
6571 Wilson Mills Road
Cleveland, OH 44143

Phone: (440) 449-2525
Fax: (Ema) il -only
Collected:
Received: 03/02/2018
Analyzed: 03/05/2018

Proj: 2106224

Test Report: Determination of Asbestos Structures >10µm in Drinking Water Performed by the 100.2 Method (EPA 600/R-94/134)

Sample ID Client / EMSL	Sample Filtration Date/Time	Original Sample Vol. Filtered (ml)	Effective Filter Area (mm ²)	Area Analyzed (mm ²)	ASBESTOS				
					Asbestos Types	Fibers Detected	Analytical Sensitivity	Concentration MFL (million fibers per liter)	Confidence Limits
379235 041806672-0001	3/2/2018 11:00 AM	100	1387	0.0792	None Detected	ND	0.18	<0.18	0.00 - 0.65

Analyst(s)

Matthew Dare (1)

Benjamin Ellis, Laboratory Manager
or Other Approved Signatory

Any questions please contact Benjamin Ellis.

Initial report from: 03/05/2018 11:55:29

Sample collection and containers provided by the client, acceptable bottle blank level is defined as ≤0.01MFL>10µm. ND=None Detected. This report may not be reproduced, except in full, without written permission by EMSL Analytical, Inc. The test results contained within this report meet the requirements of NELAC unless otherwise noted. This report relates only to the samples reported above. Samples received in good condition unless otherwise noted.

Samples analyzed by EMSL Analytical, Inc. Cinnaminson, NJ NELAC NYS ELAP 10872, NJ DEP 03036, FL DOH E87975, PA ID# 68-00367



110 South Hill Street
 South Bend, IN 46617
 Tel: (574) 233-4777
 Fax: (574) 233-8207
 1 800 332 4345

Laboratory Report

Client: National Testing Laboratories
 Attn: Susan Henderson
 6571 Wilson Mills Road
 Cleveland, OH 44143

Report: 410062
 Priority: Standard Written
 Status: Final
 PWS ID: 5046492

Sample Information

EEA ID #	Client ID	Method	Collected Date / Time	Collected By:	Received Date / Time
3882892	379235/2106224	335.4	03/02/18 15:30	EEA	03/02/18 09:45
3882894	379235/2106224	331.0	03/02/18 15:30	EEA	03/02/18 09:45

Report Summary

Note: Sample was provided by the client in sealed finished product containers. The sample was poured off by laboratory personnel upon receipt.

Note: This data was submitted electronically to the Pennsylvania DEP for compliance.

Detailed quantitative results are presented on the following pages. The results presented relate only to the samples provided for analysis.

We appreciate the opportunity to provide you with this analysis. If you have any questions concerning this report, please do not hesitate to call Traci Chlebowski at (574) 233-4777.

Note: This report may not be reproduced, except in full, without written approval from EEA.

Traci Chlebowski ASM

Authorized Signature

Title

03/14/2018

Date

Client Name: National Testing Laboratories
 Report #: 410062

Client Name: National Testing Laboratories

Report #: 410062

Sampling Point: 379235/2106224

PWS ID: 5046492

General Chemistry

Analyte ID #	Analyte	Method	Reg Limit	MRL†	Result	Units	Preparation Date	Analyzed Date	EEA ID #
14797-73-0	Perchlorate	331.0	---	0.05	< 0.05	ug/L	---	03/10/18 00:05	3882894
57-12-5	Cyanide, Total	335.4	0.1 &	0.02	< 0.02	mg/L	03/05/18 16:12	03/05/18 18:24	3882892

† EEA has demonstrated it can achieve these report limits in reagent water, but can not document them in all sample matrices.

Reg Limit Type:	MCL	SMCL	AL	SOQ
Symbol:	*	^	l	&

Lab Definitions

Continuing Calibration Check Standard (CCC) / Continuing Calibration Verification (CCV) / Initial Calibration Verification Standard (ICV) / Initial Performance Check (IPC) - is a standard containing one or more of the target analytes that is prepared from the same standards used to calibrate the instrument. This standard is used to verify the calibration curve at the beginning of each analytical sequence, and may also be analyzed throughout and at the end of the sequence. The concentration of continuing standards may be varied, when prescribed by the reference method, so that the range of the calibration curve is verified on a regular basis. CCL, CCM, and CCH are the CCC standards at low, mid, and high concentration levels, respectively.

Internal Standards (IS) - are pure compounds with properties similar to the analytes of interest, which are added to field samples or extracts, calibration standards, and quality control standards at a known concentration. They are used to measure the relative responses of the analytes of interest and surrogates in the sample, calibration standard or quality control standard.

Laboratory Duplicate (LD) - is a field sample aliquot taken from the same sample container in the laboratory and analyzed separately using identical procedures. Analysis of laboratory duplicates provides a measure of the precision of the laboratory procedures.

Laboratory Fortified Blank (LFB) / Laboratory Control Sample (LCS) - is an aliquot of reagent water to which known concentrations of the analytes of interest are added. The LFB is analyzed exactly the same as the field samples. LFBs are used to determine whether the method is in control. FBL, FBM, and FBH are the LFB samples at low, mid, and high concentration levels, respectively.

Laboratory Method Blank (LMB) / Laboratory Reagent Blank (LRB) - is a sample of reagent water included in the sample batch analyzed in the same way as the associated field samples. The LMB is used to determine if method analytes or other background contamination have been introduced during the preparation or analytical procedure. The LMB is analyzed exactly the same as the field samples.

Laboratory Trip Blank (LTB) / Field Reagent Blank (FRB) - is a sample of laboratory reagent water placed in a sample container in the laboratory and treated as a field sample, including storage, preservation, and all analytical procedures. The FRB/LTB container follows the collection bottles to and from the collection site, but the FRB/LTB is not opened at any time during the trip. The FRB/LTB is primarily a travel blank used to verify that the samples were not contaminated during shipment.

Matrix Spike Duplicate Sample (MSD) / Laboratory Fortified Sample Matrix Duplicate (LFSMD) - is a sample aliquot taken from the same field sample source as the Matrix Spike Sample to which known quantities of the analytes of interest are added in the laboratory. The MSD is analyzed exactly the same as the field samples. Analysis of the MSD provides a measure of the precision of the laboratory procedures in a specific matrix. SDL, SDM, and SDH / LFSMDL, LFSMDM, and LFSMDH are the MSD or LFSMD at low, mid, and high concentration levels, respectively.

Matrix Spike Sample (MS) / Laboratory Fortified Sample Matrix (LFSM) - is a sample aliquot taken from field sample source to which known quantities of the analytes of interest are added in the laboratory. The MS is analyzed exactly the same as the field samples. The purpose is to demonstrate recovery of the analytes from a sample matrix to determine if the specific matrix contributes bias to the analytical results. MSL, MSM, and MSH / LFSML, LFSMM, and LFSMH are the MS or LFSM at low, mid, and high concentration levels, respectively.

Quality Control Standard (QCS) / Second Source Calibration Verification (SSCV) - is a solution containing known concentrations of the analytes of interest prepared from a source different from the source of the calibration standards. The solution is obtained from a second manufacturer or lot if the lot can be demonstrated by the manufacturer as prepared independently from other lots. The QCS sample is analyzed using the same procedures as field samples. The QCS is used as a check on the calibration standards used in the method on a routine basis.

Reporting Limit Check (RLC) / Initial Calibration Check Standard (ICCS) - is a procedural standard that is analyzed each day to evaluate instrument performance at or below the minimum reporting limit (MRL).

Surrogate Standard (SS) / Surrogate Analyte (SUR) - is a pure compound with properties similar to the analytes of interest, which is highly unlikely to be found in any field sample, that is added to the field samples, calibration standards, blanks and quality control standards before sample preparation. The SS is used to evaluate the efficiency of the sample preparation process.

STATE OF CONNECTICUT
DEPARTMENT OF CONSUMER PROTECTION

Food & Standards Division
165 Capital Ave., Hartford, CT 06106 Telephone (860) 713-7237 E-Mail: food.standards@po.state.ct.us
Internet: www.state.ct.us/dep

WATER ANALYSIS REQUIREMENT
#379235

WATER BOTTLERS: Please provide the appropriate analytical values from a State of Connecticut approved public health laboratory in the spaces provided on this form. Contact the Connecticut Dept. Health, bureau of Laboratories at (860) 509-7389 for a list of approved laboratories. Submit documentation for all the analytical results you provide, for water samples taken within the past 6 months, as attachments to this questionnaire. Detection limits must be provided for each parameter tested. ALL the required information must be submitted or the application will be denied.

SODA & JUICE DRINK BOTTLERS: Submit raw/source lab results for Total Coliform. (THIS QUESTIONNAIRE NOT REQUIRED)

NAME OF BOTTLED WATER FIRM: _____

STREET: _____

CITY, STATE & COUNTRY: _____

COMPLETED BY: _____ PHONE: (____) _____

FIRM'S AUTHORIZED SIGNATURE: _____ DATE: _____

1. Source Approval:

Are copies of all current governmental certification for the sources being reviewed provided for Connecticut approval?

() Yes () No

2. Treatment:

If you treat the source(s) to meet potability standards for finished water, what treatment do you use?

NOTE: Include analytical results for treated water in the column "Finished Water Value"

DCP USE:

() Approved () Denied (see comments)

Comments:

Reviewed by: _____ Date: _____

FOR DPH USE:

() Approved () Denied (see comments)

Comments:

Reviewed by: _____ Date: _____

Pesticides and Herbicides, PCB, AND THEIR LIMITS

CONTAMINANT (1)	MAXIMUM CONTAMINANT LEVEL (MG/L.)	SOURCE WATER VALUE	FINISHED WATER VALUE
ALACHLOR	0.002		<0.0002
ALDICARB	**		<0.001
ALDICARB SULFOXIDE	**		<0.001
ALDICARB SULFONE	**		<0.001
ALDRIN	**		<0.00007
ATRAZINE	0.003		<0.0001
BENZO (A) PYRENE	0.0002		<0.0001
BUTACHLOR	**		<0.0002
CARBARYL	**		<0.001
CARBOFURAN	0.04		<0.001
CHLORDANE	0.002		<0.0001
DALAPON	0.2		<0.001
DI (2-ETHYLHEXYL) ADIPATE	0.4		<0.0002
DI (2-ETHYLHEXYL) PHTHALATES	0.006		<0.0006
DICAMBA	**		<0.001
DIELDRIN	**		<0.00002
DINOSEB	0.007		<0.0002
DIQUAT	0.02		<0.001
DIBROMOCHLOROPROPANE (DBCP)	0.0002		<0.00001
2,4-D	0.07		<0.0001
ETHYLENE DIBROMIDE (EDB)	0.00005		<0.00001
ENDRIN	0.002		<0.00001
ENDOTHALL	0.1***		<0.009
GLYPHOSATE	0.7		<0.006
HEPTACHLOR	0.0004*		<0.00001
HEPTACHLOR EPOXIDE	0.0002*		<0.00001
HEXACHLOROBENZENE	0.001		<0.0001
HEXACHLOROCYCLOPENTADIENE	0.05		<0.0001
3-HYDROXYCARBOFURAN	**		<0.001
LINDANE	0.0002		<0.00002

METHOXYCHLOR	<u>0.04</u>		<0.0001
METHOMYL	**		<0.001
METOLACHLOR	**		<0.0002
METRIBUZIN	**		<0.0002
OXAMYL (VYDATE)	<u>0.2</u>		<0.001
PICLORAM	<u>0.5</u>		<0.0001
PROPACHLOR	**		<0.0002
SIMAZINE	<u>0.004</u>		<0.0001
2,3,7,8-TCDD (DIOXIN)	<u>0.0000003</u> ***		<5.0 pg/l
POLYCHLORINATED BIPHENYLS (PCB)	<u>0.0005</u>		<0.0005
PENTACHLOROPHENOL	<u>0.001</u>		<0.00004
TOXAPHENE	<u>0.003</u>		<0.001
2,4,5-TP (SILVEX)	<u>0.05</u>		<0.0002

FOOTNOTES: THE METHOD DETECTION LIMITS FOR ALL PESTICIDES, HERBICIDES AND PCB SHALL CONFORM TO THOSE ACCEPTED AND APPROVED BY EPA. **MCL HAS NOT BEEN ESTABLISHED FOR THIS CHEMICAL. *IF MONITORING RESULTS IN DETECTION OF ONE OR MORE OF THESE CONTAMINANTS, THEN SUBSEQUENT MONITORING SHALL ANALYZE FOR ALL THESE CONTAMINANTS. *** DO NOT NEED TO TEST FOR THIS CHEMICAL AT THE PRESENT TIME.

ORGANIC CHEMICALS NA= NOT ANALYZED

CONTAMINANT	QUANTIFICATION LIMIT (UG/L)	MCL (UG/L)	SOURCE WATER VALUE	FINISHED WATER VALUE
Benzene	0.5	5		<0.5
Bromobenzene	0.5			<0.5
Bromomethane	0.5			<0.5
n Butyl Benzene	0.5			<0.5
Carbon Tetrachloride	0.5	5		<0.5
Chlorobenzene	0.5	100		<0.5
Chloroethane	0.5			<0.5
Chloromethane	0.5			<0.5
Ortho-Chlorotoluene	0.5			<0.5
Para-Chlorotoluene	0.5			<0.5
Dibromomethane	0.5			<0.5
Meta-Dichlorobenzene	0.5			<0.5
Ortho-Dichlorobenzene	0.5	600		<0.5
Para-Dichlorobenzene	0.5	75		<0.5
1,1 Dichloroethane	0.5			<0.5

1,2 Dichloroethane (EDC)	0.5	5		<0.5
1,1 Dichloroethylene	0.5	7		<0.5
Cis 1,2 Dichloroethylene	0.5	70		<0.5
Trans 1,2 Dichloroethylene	0.5	100		<0.5
1,2 Dichloropropane	0.5	5		<0.5
1,3 Dichloropropane	0.5			<0.5
2,2 Dichloropropane	0.5			<0.5
1,1 Dichloropropene	0.5			<0.5
1,3 Dichloropropene	0.5			<0.5
Ethylbenzene	0.5	700		<0.5
Methylene Chloride	0.5	5		<0.5
Methyl Tert Butyl Ether (MTBE)	0.5			<0.5
Naphthalene	0.5			<0.5
n Propylbenzene	0.5			<0.5
Styrene	0.5	100		<0.5
1,1,1,2 Tetrachloroethane	0.5			<0.5
1,1,1,2 Tetrachloroethane	0.5			<0.5
Tetrachloroethylene	0.5	5		<0.5
Toluene	0.5	1000		<0.5
1,1,1 Trichloroethane	0.5	200		<0.5
1,1,2 Trichloroethane	0.5	5		<0.5
1,2,4 Trichlorobenzene	0.5	70		<0.5
Trichloroethylene	0.5	5		<0.5
1,2,3 Trichloropropane	0.5			<0.5
1,2,4 Trimethyl Benzene	0.5			<0.5
1,3,5 Trimethyl Benzene	0.5			<0.5
Vinyl Chloride	0.5	2		<0.5
Xylenes (Total)		10000		<0.5
Meta Xylene	0.5			<0.5
Ortho Xylene	0.5			<0.5
Para Xylene	0.5			<0.5
Total Trihalomethanes (TTHM)		100		8.8
1. Bromodichloromethane				1.6

2. Bromoform				<0.5
3. Chlorodibromomethane	0.5			<0.5
4. Chloroform				7.2

Contaminant	Quantification Limit (UG/L)	MCL (UG/L)	SourceWater Value	Finished Water Value
Bromate		10		<5.0
Chlorite		1000		<5.0
Haloacetic Acids (HAA5)		60		<5.0
1. Monochloroacetic Acid				<1.0
2. Dichloroacetic Acid				<1.0
3. Trichloroacetic Acid				<1.0
4. Bromoacetic Acid				<1.0
5. Dibromoacetic Acid				<1.0

Disinfection Residuals	Maximum Residual Disinfectant Level (MRDL) MG/L		SourceWater Value	Finished Water Value
Chlorine	4.0 as CL2			<0.05
Chloramine	4.0 as CL2			<0.05
Chlorine Dioxide	0.8			<0.1

BACTERIOLOGICAL/ PHYSICAL

CONTAMINANT	MAXIMUM CONTAMINANT LEVEL (MCL)	SOURCE WATER VALUE	FINISHED WATER VALUE
Coliform	Absence		0
Color (apparent)	15 Units		<3.0
Turbidity	5 Units		<0.1
Odor	Value of 2		<1
pH (acceptable range)	6.4 to 8.5		5.6

INORGANIC CHEMICALS (MCL mg/l)

CONTAMINANT	MCL (MG/L) (1)	SOURCE WATER VALUE	FINISHED WATER VALUE
Antimony	.006		<0.003
Arsenic	.05		<0.002
Asbestos	7.0 MFL (2)		<0.18
Barium	2.0		<0.10
Beryllium	.004		<0.001
Cadmium	.005		<0.001
Chromium	.1		<0.007
Cyanide	.2		<0.02
Fluoride	4.0		<0.10
Lead	(4)		<0.001

MBAS	0.5		<0.1
Mercury	.002		<0.0002
Nickel	.1		<0.005
Nitrite Nitrogen	1.0 (as N)		<0.05
Nitrate Nitrogen plus Nitrite	10.0 (as N)		<0.05
Selenium	.05		<0.002
Silver	.05		<0.002
Sulfate	(3)		<5.0
Thallium	.002		<0.001
Copper	(4)		<0.002
Sodium (notification level)	28.0		<1
Chloride	250.0		<1.0
Total Dissolved Solids	(3)		<5

RADIOLOGICAL

CONTAMINANT	MCL AS PCi/L	SOURCE WATER VALUE	FINISHED WATER VALUE
Radioactivity (natural) Gross Alpha			-0.107+0.282
Combined Radium 226 & 228			0.524+0.699
Radioactivity (man-made) (6)			
Gross beta particle			0.449+0.720
Uranium			<0.001 mg/L
Tritium	20000		
Strontium - 90	8		
Dose equivalent of tritium plus strontium - 90	4 millirem		

Foot Notes:

- (1) The method detection limits for inorganic chemicals shall conform to those accepted by the EPA.
- (2) MFL = Million fibers/liter
- (3) MCL has not been established for this chemical.
- (4) See section 19-13-B102(1)(6) Contact Conn. Dept. Health Services, Water Supplies 860-509-7333
- 5) If gross alpha is over 5pCi/l, test for radium 226. If radium 226 is over 3pCi/l, test for radium 228.
- (6) Man-made radioactivity test only required for bottlers using surface water (reservoirs).