



**Corporate Headquarters
6571 Wilson Mills Road
Cleveland, Ohio 44143**

Phone: 800-458-3330

This report package contains 24 pages

This package contains reports from the following laboratories:

- National Testing Laboratories, Ltd. (9 pages)
- Pace Analytical Services, Inc.- Minneapolis, MN (7 pages)
- Pace Analytical Services, Inc.-Greensburg, PA (1 page)
- Eurofins Eaton Analytical, Inc. (6 pages)

If you have any questions, please contact Susan Henderson at 1-800-458-3330.



National Testing Laboratories, Ltd

556 South Mansfield, Ypsilanti, MI, 48197-5166
 (440) 449-2525, Fax: (440) 449-8585

ANALYTICAL REPORTS

SAMPLE CODE: 388061

12/27/2018

Customer: Dakota Splash
 Jeff Palmer
 3601 N 1st Avenue
 Sioux Falls, SD 57104

Source: Sioux Falls City Water
Source Type: Municipal Water
Brand Name: Dakota Splash Pure Water
Production Code: 29720
Container Size: 1 Gallon

Date/Time Received: 11/9/2018 09:20

Collected by: J. Palmer

The results herein conform to TNI and ISO/IEC 17025:2005 standards, where applicable. These results may be used for compliance purposes, as required, unless otherwise narrated in the body of the report. The uncertainty of the test results are available upon request. All Dates and Times are reported as U.S. Eastern Time.

Legend:

Any 'Level Detected' marked with an asterisk (*) indicates that the value has exceeded the EPA Maximum Contaminant Level (MCL) or one of the Standards of Quality.

"ND" This contaminant was not detected at or above our lower reporting limit (LRL)

"NA" Not Analyzed

"Standard" This column indicates either the Maximum Contaminant Level (MCL) for EPA Primary Standards or the guideline values for EPA Secondary Standards.

"LRL" This column indicates the Lower Reporting Limit, which is the lowest level that the laboratory can detect a contaminant.

"DF" This column indicates the contaminant dilution factor.

Report Notes:

pH analysis has a 15 minute hold time from sampling to analysis. Analysis of pH past the 15 minute hold time should be considered an estimate. In addition, Chlorine, Chloramine and Chlorine Dioxide hold time is immediate, therefore results should be considered an estimate.

Fed Id #	Contaminant	Method	Standard	Units	LRL	Level Detected	DF	Date/Time Sampled	Date Prepped	Date/Time Analyzed
Inorganic Analytes - Metals										
1002	Aluminum	200.7	0.2	mg/L	0.05	ND	1	11/19/2018 16:24		11/28/2018
1074	Antimony	200.8	0.006	mg/L	0.003	ND	1	11/19/2018 16:24		12/4/2018
1005	Arsenic	200.8	0.010	mg/L	0.002	ND	1	11/19/2018 16:24		12/4/2018
1010	Barium	200.7	2	mg/L	0.10	ND	1	11/19/2018 16:24		11/28/2018
1075	Beryllium	200.7	0.004	mg/L	0.001	ND	1	11/19/2018 16:24		11/28/2018
1079	Boron	200.7	--	mg/L	0.10	ND	1	11/19/2018 16:24		11/28/2018
1015	Cadmium	200.7	0.005	mg/L	0.001	ND	1	11/19/2018 16:24		11/28/2018
1016	Calcium	200.7	--	mg/L	2.0	ND	1	11/19/2018 16:24		11/28/2018
1020	Chromium	200.7	0.100	mg/L	0.007	ND	1	11/19/2018 16:24		11/28/2018
1022	Copper	200.7	1.0	mg/L	0.002	ND	1	11/19/2018 16:24		11/28/2018
1028	Iron	200.7	0.3	mg/L	0.020	ND	1	11/19/2018 16:24		11/28/2018
1030	Lead	200.8	0.015	mg/L	0.001	ND	1	11/19/2018 16:24		12/4/2018
1031	Magnesium	200.7	--	mg/L	0.10	ND	1	11/19/2018 16:24		11/28/2018
1032	Manganese	200.7	0.05	mg/L	0.004	ND	1	11/19/2018 16:24		11/28/2018
1035	Mercury	200.8	0.002	mg/L	0.0002	ND	1	11/19/2018 16:24		12/4/2018
1036	Nickel	200.7	--	mg/L	0.005	ND	1	11/19/2018 16:24		11/28/2018
1042	Potassium	200.7	--	mg/L	1.0	ND	1	11/19/2018 16:24		11/28/2018
1045	Selenium	200.8	0.05	mg/L	0.002	ND	1	11/19/2018 16:24		12/4/2018
1049	Silica	200.7	--	mg/L	0.05	0.21	1	11/19/2018 16:24		11/28/2018

This report cannot be reproduced, except in full, without the written approval of National Testing Laboratories, Ltd.

National Testing Laboratories, Ltd

556 South Mansfield, Ypsilanti, MI, 48197-5166
(440) 449-2525, Fax: (440) 449-8585

ANALYTICAL REPORTS

SAMPLE CODE: 388061

12/27/2018

Fed Id #	Contaminant	Method	Standard	Units	LRL	Level Detected	DF	Date/Time Sampled	Date Prepped	Date/Time Analyzed
1050	Silver	200.7	0.10	mg/L	0.002	ND	1	11/19/2018 16:24		11/28/2018
1052	Sodium	200.7	--	mg/L	1	1	1	11/19/2018 16:24		11/28/2018
1085	Thallium	200.8	0.002	mg/L	0.001	ND	1	11/19/2018 16:24		12/4/2018
4009	Uranium	200.8	0.030	mg/L	0.001	ND	1	11/19/2018 16:24		12/4/2018
1095	Zinc	200.7	5.000	mg/L	0.004	ND	1	11/19/2018 16:24		11/28/2018
Physical Factors										
1927	Alkalinity (Total as CaCO3)	2320B	--	mg/L	20	ND	1	11/19/2018 16:24		11/27/2018
1905	Apparent Color	2120B	15	CU	3	ND	1	11/19/2018 16:24		11/19/2018 18:30
1910	Corrosivity	2330B	--	SI		-5.20	R2 1	11/19/2018 16:24		12/4/2018
2905	Foaming Agents	5540C	0.5	mg/L	0.1	ND	1	11/19/2018 16:24		11/20/2018 17:20
MBAS, calculated as Linear Alkylate Sulfonate (LAS), mol wt of 342.4 g/mole										
1915	Hardness (as CaCO3)	2340C	--	mg/L	10	ND	1	11/19/2018 16:24		12/3/2018
1920	Odor Threshold	2150B	3	ton	1	ND	1	11/19/2018 16:24		11/19/2018 17:35
1925	pH	150.1	5-7	pH Units		6.5	1	11/19/2018 16:24		11/19/2018 17:45
4254	pH Temperature	150.1	--	Deg, C		22	1	11/19/2018 16:24		11/19/2018 17:45
1930	Total Dissolved Solids	2540C	500	mg/L	5	8	1	11/19/2018 16:24		11/20/2018
0100	Turbidity	2130B	1	NTU	0.1	ND	1	11/19/2018 16:24		11/19/2018 18:10
Inorganic Analytes - Other										
1011	Bromate	300.1	0.010	mg/L	0.005	ND	1	11/19/2018 16:24		12/3/2018
1004	Bromide	300.1	--	mg/L	0.005	ND	1	11/19/2018 16:24		12/3/2018
1006	Chloramine as Cl2	4500Cl-G	4.0	mg/L	0.05	ND	1	11/19/2018 16:24		11/19/2018 19:25
1017	Chloride	300.0	250	mg/L	1.0	ND	1	11/19/2018 16:24		11/20/2018 11:17
1012	Chlorine as Cl2	4500Cl-G	4.0	mg/L	0.05	ND	1	11/19/2018 16:24		11/19/2018 19:22
1008	Chlorine Dioxide as ClO2	4500ClO2D	0.8	mg/L	0.1	ND	1	11/19/2018 16:24		11/19/2018 19:36
1009	Chlorite	300.1	1.0	mg/L	0.005	ND	1	11/19/2018 16:24		12/3/2018
1025	Fluoride	300.0	4.0	mg/L	0.10	ND	1	11/19/2018 16:24		11/20/2018 11:17
1040	Nitrate as N	300.0	10	mg/L	0.05	ND	1	11/19/2018 16:24		11/20/2018 11:17
1041	Nitrite as N	300.0	1	mg/L	0.05	ND	1	11/19/2018 16:24		11/20/2018 11:17
1044	Ortho Phosphate	300.0	--	mg/L	2.0	ND	1	11/19/2018 16:24		11/20/2018 11:17
1055	Sulfate	300.0	250	mg/L	5.0	ND	1	11/19/2018 16:24		11/20/2018 11:17
Organic Analytes - Trihalomethanes										
2943	Bromodichloromethane	524.2 THMs	--	mg/L	0.0005	0.0026	1	11/19/2018 16:24		11/19/2018
2942	Bromoform	524.2 THMs	--	mg/L	0.0005	ND	1	11/19/2018 16:24		11/19/2018
2941	Chloroform	524.2 THMs	--	mg/L	0.0005	0.0047	1	11/19/2018 16:24		11/19/2018
2944	Dibromochloromethane	524.2 THMs	--	mg/L	0.0005	0.0009	1	11/19/2018 16:24		11/19/2018
2950	Total THMs	524.2 THMs	0.080	mg/L	0.0005	0.0082	1	11/19/2018 16:24		11/19/2018
Organic Analytes - Haloacetic Acids										
2454	Dibromoacetic Acid	552.2 HAAs	--	ug/L	1.0	ND	1	11/19/2018 16:24	11/29/2018	12/5/2018

This report cannot be reproduced, except in full, without the written approval of National Testing Laboratories, Ltd.

National Testing Laboratories, Ltd

556 South Mansfield, Ypsilanti, MI, 48197-5166
(440) 449-2525, Fax: (440) 449-8585

ANALYTICAL REPORTS

SAMPLE CODE: 388061

12/27/2018

Fed Id #	Contaminant	Method	Standard	Units	LRL	Level Detected	DF	Date/Time Sampled	Date Prepped	Date/Time Analyzed
2451	Dichloroacetic Acid	552.2 HAAs --		ug/L	1.0	ND	1	11/19/2018 16:24	11/29/2018	12/5/2018
2453	Monobromoacetic Acid	552.2 HAAs --		ug/L	1.0	ND	1	11/19/2018 16:24	11/29/2018	12/5/2018
2450	Monochloroacetic Acid	552.2 HAAs --		ug/L	1.0	ND	1	11/19/2018 16:24	11/29/2018	12/5/2018
2452	Trichloroacetic Acid	552.2 HAAs --		ug/L	1.0	ND	1	11/19/2018 16:24	11/29/2018	12/5/2018
2456	Total HAAs	552.2 HAAs 60		ug/L	1.0	ND	1	11/19/2018 16:24	11/29/2018	12/5/2018
Organic Analytes - Volatiles										
2986	1,1,1,2-Tetrachloroethane	524.2	--	mg/L	0.0005	ND	1	11/19/2018 16:24		11/19/2018
2981	1,1,1-Trichloroethane	524.2	0.2	mg/L	0.0005	ND	1	11/19/2018 16:24		11/19/2018
2988	1,1,2,2-Tetrachloroethane	524.2	--	mg/L	0.0005	ND	1	11/19/2018 16:24		11/19/2018
2985	1,1,2-Trichloroethane	524.2	0.005	mg/L	0.0005	ND	1	11/19/2018 16:24		11/19/2018
2978	1,1-Dichloroethane	524.2	--	mg/L	0.0005	ND	1	11/19/2018 16:24		11/19/2018
2977	1,1-Dichloroethene	524.2	0.007	mg/L	0.0005	ND	1	11/19/2018 16:24		11/19/2018
2410	1,1-Dichloropropene	524.2	--	mg/L	0.0005	ND	1	11/19/2018 16:24		11/19/2018
2420	1,2,3-Trichlorobenzene	524.2	--	mg/L	0.0005	ND	1	11/19/2018 16:24		11/19/2018
2414	1,2,3-Trichloropropane	524.2	--	mg/L	0.0005	ND	1	11/19/2018 16:24		11/19/2018
2378	1,2,4-Trichlorobenzene	524.2	0.07	mg/L	0.0005	ND	1	11/19/2018 16:24		11/19/2018
2418	1,2,4-Trimethylbenzene	524.2	--	mg/L	0.0005	ND	1	11/19/2018 16:24		11/19/2018
2968	1,2-Dichlorobenzene	524.2	0.6	mg/L	0.0005	ND	1	11/19/2018 16:24		11/19/2018
2980	1,2-Dichloroethane	524.2	0.005	mg/L	0.0005	ND	1	11/19/2018 16:24		11/19/2018
2983	1,2-Dichloropropane	524.2	0.005	mg/L	0.0005	ND	1	11/19/2018 16:24		11/19/2018
2424	1,3,5-Trimethylbenzene	524.2	--	mg/L	0.0005	ND	1	11/19/2018 16:24		11/19/2018
2967	1,3-Dichlorobenzene	524.2	--	mg/L	0.0005	ND	1	11/19/2018 16:24		11/19/2018
2412	1,3-Dichloropropane	524.2	--	mg/L	0.0005	ND	1	11/19/2018 16:24		11/19/2018
2969	1,4-Dichlorobenzene	524.2	0.075	mg/L	0.0005	ND	1	11/19/2018 16:24		11/19/2018
2416	2,2-Dichloropropane	524.2	--	mg/L	0.0005	ND	1	11/19/2018 16:24		11/19/2018
2965	2-Chlorotoluene	524.2	--	mg/L	0.0005	ND	1	11/19/2018 16:24		11/19/2018
2966	4-Chlorotoluene	524.2	--	mg/L	0.0005	ND	1	11/19/2018 16:24		11/19/2018
2030	4-Isopropyltoluene	524.2	--	mg/L	0.0005	ND	1	11/19/2018 16:24		11/19/2018
2990	Benzene	524.2	0.005	mg/L	0.0005	ND	1	11/19/2018 16:24		11/19/2018
2993	Bromobenzene	524.2	--	mg/L	0.0005	ND	1	11/19/2018 16:24		11/19/2018
2430	Bromochloromethane	524.2	--	mg/L	0.0005	0.0011	1	11/19/2018 16:24		11/19/2018
2214	Bromomethane	524.2	--	mg/L	0.0005	ND	1	11/19/2018 16:24		11/19/2018
2982	Carbon Tetrachloride	524.2	0.005	mg/L	0.0005	ND	1	11/19/2018 16:24		11/19/2018
2989	Chlorobenzene	524.2	0.1	mg/L	0.0005	ND	1	11/19/2018 16:24		11/19/2018
2216	Chloroethane	524.2	--	mg/L	0.0005	ND	1	11/19/2018 16:24		11/19/2018
2210	Chloromethane	524.2	--	mg/L	0.0005	ND	1	11/19/2018 16:24		11/19/2018
2380	cis-1,2-Dichloroethene	524.2	0.07	mg/L	0.0005	ND	1	11/19/2018 16:24		11/19/2018
2228	cis-1,3-Dichloropropene	524.2	--	mg/L	0.0005	ND	1	11/19/2018 16:24		11/19/2018
2408	Dibromomethane	524.2	--	mg/L	0.0005	ND	1	11/19/2018 16:24		11/19/2018
2212	Dichlorodifluoromethane	524.2	--	mg/L	0.0005	ND	1	11/19/2018 16:24		11/19/2018

This report cannot be reproduced, except in full, without the written approval of National Testing Laboratories, Ltd.

National Testing Laboratories, Ltd

556 South Mansfield, Ypsilanti, MI, 48197-5166
(440) 449-2525, Fax: (440) 449-8585

ANALYTICAL REPORTS

SAMPLE CODE: 388061

12/27/2018

Fed Id #	Contaminant	Method	Standard	Units	LRL	Level Detected	DF	Date/Time Sampled	Date Prepped	Date/Time Analyzed
2964	Dichloromethane	524.2	0.005	mg/L	0.0005	0.0008	1	11/19/2018 16:24		11/19/2018
2992	Ethylbenzene	524.2	0.7	mg/L	0.0005	ND	1	11/19/2018 16:24		11/19/2018
2246	Hexachlorobutadiene	524.2	--	mg/L	0.0005	ND	1	11/19/2018 16:24		11/19/2018
2994	Isopropylbenzene	524.2	--	mg/L	0.0005	ND	1	11/19/2018 16:24		11/19/2018
2251	Methyl Tert Butyl Ether	524.2	--	mg/L	0.0005	ND	1	11/19/2018 16:24		11/19/2018
2247	Methyl-Ethyl Ketone	524.2	--	mg/L	0.005	ND	1	11/19/2018 16:24		11/19/2018
2248	Naphthalene	524.2	--	mg/L	0.0005	ND	1	11/19/2018 16:24		11/19/2018
2422	n-Butylbenzene	524.2	--	mg/L	0.0005	ND	1	11/19/2018 16:24		11/19/2018
2997	o-Xylene	524.2	--	mg/L	0.0005	ND	1	11/19/2018 16:24		11/19/2018
2963	p and m-Xylenes	524.2	--	mg/L	0.0010	ND	1	11/19/2018 16:24		11/19/2018
Due to the limitation of EPA Method 524.2, p and m isomers of Xylene are reported as aggregate.										
2998	Propylbenzene	524.2	--	mg/L	0.0005	ND	1	11/19/2018 16:24		11/19/2018
2428	sec-Butylbenzene	524.2	--	mg/L	0.0005	ND	1	11/19/2018 16:24		11/19/2018
2996	Styrene	524.2	0.1	mg/L	0.0005	ND	1	11/19/2018 16:24		11/19/2018
2426	tert-Butylbenzene	524.2	--	mg/L	0.0005	ND	1	11/19/2018 16:24		11/19/2018
2987	Tetrachloroethene	524.2	0.005	mg/L	0.0005	ND	1	11/19/2018 16:24		11/19/2018
2991	Toluene	524.2	1	mg/L	0.0005	ND	1	11/19/2018 16:24		11/19/2018
2979	trans-1,2-Dichloroethene	524.2	0.1	mg/L	0.0005	ND	1	11/19/2018 16:24		11/19/2018
2224	trans-1,3-Dichloropropene	524.2	--	mg/L	0.0005	ND	1	11/19/2018 16:24		11/19/2018
2984	Trichloroethene	524.2	0.005	mg/L	0.0005	ND	1	11/19/2018 16:24		11/19/2018
2218	Trichlorofluoromethane	524.2	--	mg/L	0.0005	ND	1	11/19/2018 16:24		11/19/2018
2904	Trichlorotrifluoroethane	524.2	--	mg/L	0.0005	ND	1	11/19/2018 16:24		11/19/2018
2976	Vinyl Chloride	524.2	0.002	mg/L	0.0005	ND	1	11/19/2018 16:24		11/19/2018
2955	Xylenes (Total)	524.2	10	mg/L	0.0005	ND	1	11/19/2018 16:24		11/19/2018
Organic Analytes - Others										
2931	1,2-Dibromo-3-chloropropane	504.1	0.0002	mg/L	0.00001	ND	1	11/19/2018 16:24	11/27/2018	11/28/2018
2946	1,2-Dibromoethane	504.1	0.00005	mg/L	0.00001	ND	1	11/19/2018 16:24	11/27/2018	11/28/2018
2105	2,4-D	515.4	70	ug/L	0.1	ND	1	11/19/2018 16:24	11/28/2018	12/10/2018
2066	3-Hydroxycarbofuran	531.2	--	ug/L	1.0	ND	1	11/19/2018 16:24		11/27/2018
2051	Alachlor	525.2	2	ug/L	0.2	ND	1	11/19/2018 16:24	11/27/2018	12/6/2018
2047	Aldicarb	531.2	7	ug/L	1.0	ND	1	11/19/2018 16:24		11/27/2018
2044	Aldicarb sulfone	531.2	7	ug/L	1.0	ND	1	11/19/2018 16:24		11/27/2018
2043	Aldicarb sulfoxide	531.2	7	ug/L	1.0	ND	1	11/19/2018 16:24		11/27/2018
2356	Aldrin	505	--	mg/L	0.00007	ND	1	11/19/2018 16:24	11/26/2018	11/26/2018
2050	Atrazine	525.2	3	ug/L	0.1	ND	1	11/19/2018 16:24	11/27/2018	12/6/2018
2625	Bentazon	515.4	--	ug/L	1	ND	1	11/19/2018 16:24	11/28/2018	12/10/2018
2306	Benzo(A)pyrene	525.2	0.2	ug/L	0.1	ND	1	11/19/2018 16:24	11/27/2018	12/6/2018
2076	Butachlor	525.2	--	ug/L	0.2	ND	1	11/19/2018 16:24	11/27/2018	12/6/2018
2021	Carbaryl	531.2	--	ug/L	1.0	ND	1	11/19/2018 16:24		11/27/2018
2046	Carbofuran	531.2	40	ug/L	1.0	ND	1	11/19/2018 16:24		11/27/2018
2031	Dalapon	515.4	200	ug/L	1	ND	1	11/19/2018 16:24	11/28/2018	12/10/2018

This report cannot be reproduced, except in full, without the written approval of National Testing Laboratories, Ltd.

National Testing Laboratories, Ltd

556 South Mansfield, Ypsilanti, MI, 48197-5166
(440) 449-2525, Fax: (440) 449-8585

ANALYTICAL REPORTS

SAMPLE CODE: 388061

12/27/2018

Fed Id #	Contaminant	Method	Standard	Units	LRL	Level Detected	DF	Date/Time Sampled	Date Prepped	Date/Time Analyzed
2035	Di(2-ethylhexyl) adipate	525.2	400	ug/L	0.2	ND	1	11/19/2018 16:24	11/27/2018	12/6/2018
2039	Di(2-ethylhexyl) phthalate	525.2	6	ug/L	0.6	ND	1	11/19/2018 16:24	11/27/2018	12/6/2018
2440	Dicamba	515.4	--	ug/L	1	ND	1	11/19/2018 16:24	11/28/2018	12/10/2018
2933	Dichloran	505	--	mg/L	0.001	ND	1	11/19/2018 16:24	11/26/2018	11/26/2018
2070	Dieldrin	505	--	mg/L	0.00002	ND	1	11/19/2018 16:24	11/26/2018	11/26/2018
2041	Dinoseb	515.4	7	ug/L	0.2	ND	1	11/19/2018 16:24	11/28/2018	12/10/2018
2032	Diquat	549.2	20	ug/L	0.4	ND	1	11/19/2018 16:24	11/26/2018	12/6/2018
2033	Endothall	548.1	100	ug/L	9	ND	1	11/19/2018 16:24	11/26/2018	12/4/2018
2005	Endrin	505	0.002	mg/L	0.00001	ND	1	11/19/2018 16:24	11/26/2018	11/26/2018
2034	Glyphosate	547	700	ug/L	6	ND	1	11/19/2018 16:24		11/30/2018
2065	Heptachlor	505	0.0004	mg/L	0.00001	ND	1	11/19/2018 16:24	11/26/2018	11/26/2018
2067	Heptachlor Epoxide	505	0.0002	mg/L	0.00001	ND	1	11/19/2018 16:24	11/26/2018	11/26/2018
2274	Hexachlorobenzene	505	0.001	mg/L	0.0001	ND	1	11/19/2018 16:24	11/26/2018	11/26/2018
2042	Hexachlorocyclopentadiene	505	0.05	mg/L	0.0001	ND	1	11/19/2018 16:24	11/26/2018	11/26/2018
2010	Lindane	505	0.0002	mg/L	0.00002	ND	1	11/19/2018 16:24	11/26/2018	11/26/2018
2022	Methomyl	531.2	--	ug/L	1.0	ND	1	11/19/2018 16:24		11/27/2018
2015	Methoxychlor	505	0.04	mg/L	0.0001	ND	1	11/19/2018 16:24	11/26/2018	11/26/2018
2045	Metolachlor	525.2	--	ug/L	0.2	ND	1	11/19/2018 16:24	11/27/2018	12/6/2018
2595	Metribuzin	525.2	--	ug/L	0.2	ND	1	11/19/2018 16:24	11/27/2018	12/6/2018
2626	Molinate	525.2	--	ug/L	0.2	ND	1	11/19/2018 16:24	11/27/2018	12/6/2018
2036	Oxamyl	531.2	200	ug/L	1.0	ND	1	11/19/2018 16:24		11/27/2018
2934	Pentachloronitrobenzene	505	--	mg/L	0.0001	ND	1	11/19/2018 16:24	11/26/2018	11/26/2018
2326	Pentachlorophenol	515.4	1	ug/L	0.04	ND	1	11/19/2018 16:24	11/28/2018	12/10/2018
2040	Picloram	515.4	500	ug/L	0.1	ND	1	11/19/2018 16:24	11/28/2018	12/10/2018
2077	Propachlor	525.2	--	ug/L	0.2	ND	1	11/19/2018 16:24	11/27/2018	12/6/2018
2110	Silvex 2,4,5-TP	515.4	50	ug/L	0.2	ND	1	11/19/2018 16:24	11/28/2018	12/10/2018
2037	Simazine	525.2	4	ug/L	0.1	ND	1	11/19/2018 16:24	11/27/2018	12/6/2018
2627	Thiobencarb	525.2	--	ug/L	0.2	ND	1	11/19/2018 16:24	11/27/2018	12/6/2018
2910	Total Phenols	420.4	--	mg/L	0.001	ND	R2 1	12/19/2018 12:27		12/19/2018
2055	Trifluralin	505	--	mg/L	0.001	ND	1	11/19/2018 16:24	11/26/2018	11/26/2018

Qualifiers:

R2: The laboratory is not accredited for this analyte. The resulting value should be used for informational purposes only.

National Testing Laboratories, Ltd

556 South Mansfield, Ypsilanti, MI, 48197-5166
(440) 449-2525, Fax: (440) 449-8585

ANALYTICAL REPORTS

SAMPLE CODE: 388061

12/27/2018

Fed Id #	Contaminant	Method	Standard	Units	LRL	Level Detected	DF	Date/Time Sampled	Date Prepped	Date/Time Analyzed
----------	-------------	--------	----------	-------	-----	----------------	----	-------------------	--------------	--------------------



Analyst	Tests
DD	200.7,200.8,2330B
PC	2320B,2120B,5540C,2340C,2150B,150.1,2130B
CF	2540C
SG	300.1,300.0
DHG	4500CI-G,4500CI02D,420.4
SB	524.2 THMs,524.2,504.1,515.4,531.2,549.2,547
JPT	552.2 HAAs
JF	525.2,548.1
RV	505

Christine MacMillan, Technical Director

This report cannot be reproduced, except in full, without the written approval of National Testing Laboratories, Ltd.

National Testing Laboratories, Ltd

556 South Mansfield, Ypsilanti, MI, 48197-5166
 (440) 449-2525, Fax: (440) 449-8585

ANALYTICAL REPORTS

SAMPLE CODE: 388060

11/27/2018

Customer: Dakota Splash
 Jeff Palmer
 3601 N 1st Avenue
 Sioux Falls, SD 57104

Source: Sioux Falls City Water
Source Type: Municipal Water
Brand Name: Dakota Splash Pure Water
Production Code: 29720
Container Size: 1 Gallon

Date/Time Received: 11/9/2018 09:20

Collected by: J. Palmer

The results herein conform to TNI and ISO/IEC 17025:2005 standards, where applicable. These results may be used for compliance purposes, as required, unless otherwise narrated in the body of the report. The uncertainty of the test results are available upon request. All Dates and Times are reported as U.S. Eastern Time.

Legend:

Any 'Level Detected' marked with an asterisk (*) indicates that the value has exceeded the EPA Maximum Contaminant Level (MCL) or one of the Standards of Quality.

"ND" This contaminant was not detected at or above our lower reporting limit (LRL)

"NA" Not Analyzed

"Standard" This column indicates either the Maximum Contaminant Level (MCL) for EPA Primary Standards or the guideline values for EPA Secondary Standards.

"LRL" This column indicates the Lower Reporting Limit, which is the lowest level that the laboratory can detect a contaminant.

"DF" This column indicates the contaminant dilution factor.

Report Notes:

Fed Id #	Contaminant	Method	Standard	Units	LRL	Level Detected	DF	Date/Time Sampled	Date Prepped	Date/Time Analyzed
Microbiologicals										
3114	E. Coli	9223B	1	MPN/100 mL	1	ND	1	11/19/2018 16:24		11/20/2018 09:27
3001	Standard Plate Count	9215B	500	CFU/ml	1	<1	1	11/19/2018 16:24		11/20/2018 09:10
Pour Plate Method, 35°C/48hr, Plate Count Agar										
3000	Total Coliform	9223B	1	MPN/100 mL	1	ND	1	11/19/2018 16:24		11/20/2018 09:27

Analyst	Tests
CF	9223B,9215B



Sarah Buchanan, Project Manager

This report cannot be reproduced, except in full, without the written approval of National Testing Laboratories, Ltd.

National Testing Laboratories, Ltd

556 South Mansfield, Ypsilanti, MI, 48197-5166
 (440) 449-2525, Fax: (440) 449-8585

ANALYTICAL REPORTS

SAMPLE CODE: 388062

11/29/2018

Customer: Dakota Splash
 Jeff Palmer
 3601 N 1st Avenue
 Sioux Falls, SD 57104

Source: Sioux Falls City Water
Source Type: Municipal Water
Brand Name: Dakota Splash Pure Water
Production Code: 29720
Container Size: 1 Gallon

Date/Time Received: 11/9/2018 09:20

Collected by: J. Palmer

The results herein conform to TNI and ISO/IEC 17025:2005 standards, where applicable. These results may be used for compliance purposes, as required, unless otherwise narrated in the body of the report. The uncertainty of the test results are available upon request. All Dates and Times are reported as U.S. Eastern Time.

Legend:

Any 'Level Detected' marked with an asterisk (*) indicates that the value has exceeded the EPA Maximum Contaminant Level (MCL) or one of the Standards of Quality.

"ND" This contaminant was not detected at or above our lower reporting limit (LRL)

"NA" Not Analyzed

"Standard" This column indicates either the Maximum Contaminant Level (MCL) for EPA Primary Standards or the guideline values for EPA Secondary Standards.

"LRL" This column indicates the Lower Reporting Limit, which is the lowest level that the laboratory can detect a contaminant.

"DF" This column indicates the contaminant dilution factor.

Report Notes:

Fed Id #	Contaminant	Method	Standard	Units	LRL	Level Detected	DF	Date/Time Sampled	Date Prepped	Date/Time Analyzed
Microbiologicals										
3000	Total Coliform by P/A	9223B	--	P/A	--	--	1	11/19/2018 16:24		11/20/2018 09:00
Total Coliform and E.coli were ABSENT in this sample.										
USP XXIII										
1003	Ammonia (as NH3)	USP XXIII	--	Pass/Fail		Pass	R2 1	11/19/2018 16:24		11/20/2018
1016	Calcium	USP XXIII	--	Pass/Fail		Pass	R2 1	11/19/2018 16:24		11/20/2018
1901	Carbon Dioxide (Free CO2)	USP XXIII	--	Pass/Fail		Pass	R2 1	11/19/2018 16:24		11/20/2018
1017	Chloride	USP XXIII	--	Pass/Fail		Fail	R2 1	11/19/2018 16:24		11/20/2018
	Heavy Metals (USP)	USP XXIII	--	Pass/Fail		Pass	R2 1	11/19/2018 16:24		11/20/2018
	Oxidizables (USP)	USP XXIII	--	Pass/Fail		Pass	R2 1	11/19/2018 16:24		11/20/2018
1925	pH	USP XXIII	--	pH Units		6.5	R2 1	11/19/2018 16:24		11/19/2018 17:45
1055	Sulfate	USP XXIII	--	Pass/Fail		Pass	R2 1	11/19/2018 16:24		11/20/2018
	Total Solids	USP XXIII	10	mg/L	10	ND	R2 1	11/19/2018 16:24		11/20/2018

Qualifiers:

R2: The laboratory is not accredited for this analyte. The resulting value should be used for informational purposes only.

This report cannot be reproduced, except in full, without the written approval of National Testing Laboratories, Ltd.

National Testing Laboratories, Ltd

556 South Mansfield, Ypsilanti, MI, 48197-5166
(440) 449-2525, Fax: (440) 449-8585

ANALYTICAL REPORTS

SAMPLE CODE: 388062

11/29/2018

Fed Id #	Contaminant	Method	Standard	Units	LRL	Level Detected	DF	Date/Time Sampled	Date Prepped	Date/Time Analyzed
----------	-------------	--------	----------	-------	-----	----------------	----	-------------------	--------------	--------------------



Analyst	Tests
CF	9223B, USP XXIII
DHG	USP XXIII
PC	USP XXIII

Sarah Buchanan, Project Manager

This report cannot be reproduced, except in full, without the written approval of National Testing Laboratories, Ltd.



Pace Analytical Services, LLC.
1700 Elm Street
Minneapolis, MN 55414
Phone: 612.607.1700
Fax: 612.607.6444

Report Prepared for:

Susan Henderson
National Testing Laboratories
6571 Wilson Mills Road
Cleveland OH 44143

**REPORT OF
LABORATORY
ANALYSIS FOR
2,3,7,8-TCDD**

Report Summary:

Enclosed are analytical results of one drinking water sample analyzed for 2,3,7,8-TCDD content. This sample was analyzed according to Method 1613B by High Resolution Gas Chromatography/High Resolution Mass Spectrometry.

The results reported for this sample and the associated quality control samples were all within the criteria described in Method 1613B. If you have any questions or concerns regarding these results, please contact Joanne Richardson, your Pace Project Manager. The enclosed data is not intended for regulatory compliance; certification was waived by the client.

Pace Project Number:

10456814

Report Prepared Date:

December 6, 2018

Finished Product

Sample ID: 388061
Source Name: Sioux Falls City Water
Source Location: Sioux Falls SD
PWS ID: N/A
Date & Time Opened: 11/30/2018 @ 17:10
Opened By: AN
Laboratory Sample ID: 10456814001
Date Sampled: 11/30/2018 @ 17:10
Date Received: 11/28/2018 @ 10:20

This report has been reviewed by:

December 06, 2018

Joanne Richardson,
(612) 607-6453
(612) 607-6444 (fax)



Report of Laboratory Analysis

This report should not be reproduced, except in full,
without the written consent of Pace Analytical Services, Inc.

The results relate only to the samples included in this report.



Minnesota Laboratory Certifications

Authority	Certificate #	Authority	Certificate #
A2LA	2926.01	Minnesota - Pet	1240
Alabama	40770	Mississippi	MN00064
Alaska - DW	MN00064	Missouri - DW	10100
Alaska - UST	17-009	Montana	CERT0092
Arizona	AZ0014	Nebraska	NE-OS-18-06
Arkansas - DW	MN00064	Nevada	MN00064
Arkansas - WW	88-0680	New Hampshire	2081
CNMI Saipan	MP0003	New Jersey (NE)	MN002
California	2929	New York	11647
Colorado	MN00064	North Carolina	27700
Connecticut	PH-0256	North Carolina -	27700
EPA Region 8+	via MN 027-053	North Carolina -	530
Florida (NELAP)	E87605	North Dakota	R-036
Georgia	959	Ohio - DW	41244
Guam	17-001r	Ohio - VAP	CL101
Hawaii	MN00064	Oklahoma	9507
Idaho	MN00064	Oregon - Primar	MN300001
Illinois	200011	Oregon - Secon	MN200001
Indiana	C-MN-01	Pennsylvania	68-00563
Iowa	368	Puerto Rico	MN00064
Kansas	E-10167	South Carolina	74003
Kentucky - DW	90062	South Dakota	NA
Kentucky - WW	90062	Tennessee	TN02818
Louisiana - DE	03086	Texas	T104704192
Louisiana - DW	MN00064	Utah (NELAP)	MN00064
Maine	MN00064	Virginia	460163
Maryland	322	Washington	C486
Massachusetts	M-MN064	West Virginia -	382
Michigan	9909	West Virginia -	9952C
Minnesota	027-053-137	Wisconsin	999407970
Minnesota - De	via MN 027-053	Wyoming - UST	2926.01

REPORT OF LABORATORY ANALYSIS

This report shall not be reproduced, except in full,
 without the written consent of Pace Analytical Services, Inc.

Reporting Flags

- A = Reporting Limit based on signal to noise
- B = Less than 10x higher than method blank level
- C = Result obtained from confirmation analysis
- D = Result obtained from analysis of diluted sample
- E = Exceeds calibration range
- I = Interference present
- J = Estimated value
- L = Suppressive interference, analyte may be biased low
- Nn = Value obtained from additional analysis
- P = PCDE Interference
- R = Recovery outside target range
- S = Peak saturated
- U = Analyte not detected
- V = Result verified by confirmation analysis
- X = %D Exceeds limits
- Y = Calculated using average of daily RFs
- * = See Discussion

REPORT OF LABORATORY ANALYSIS

This report shall not be reproduced, except in full,
without the written consent of Pace Analytical Services, Inc.

CHAIN OF CUSTODY


Initiated by: Client National Testing Laboratories, Ltd. Other

CLIENT COMMENTS:		CLIENT/COMPANY NAME:		TEST(S) REQUESTED PER SAMPLE (X)	
TYPES OF SAMPLES: DRINKING WATER = D SOIL SAMPLE = S GROUND WATER = G SLUDGE/WASTE = W POOL WATER = P OTHER TYPE = O		SAMPLE DESCRIPTION		LAB	
SAMPLE #		COLLECTION DATE		TIME	
388061		—		—	
2119995		—		—	
SAMPLE TYPE		# OF CONTAINERS		LAB	
A		1		X	
RECEIVER SIGNATURE CONFIRMS THAT THE BOTTLES RECEIVED ARE CONSISTENT WITH THE REQUIRED TESTING PROTOCOL.		RELINQUISHED BY: (Signature)		DATE	
SAMPLED BY: (Signature)		(4)		TIME	
SHIPPED BY: (Signature)		RECEIVED BY: (Signature)		DATE	
(2)		(5)		TIME	
RECEIVED BY: (Signature)		RELINQUISHED BY: (Signature)		DATE	
(3)		(6)		TIME	
11/27/18 1600		RECEIVED BY: (Signature)		DATE	
—		PACO		11/28/18 1030	
LABORATORY COMMENTS:		LABORATORY COMMENTS:		LABORATORY COMMENTS:	
—		—		—	



1-800-458-3330

Beverage - Finished Product

Order Number: 2119995
 Order Date: 10/12/2018 388061
 Sample Number: 
 Product: FDATABASE GDR
 Paid: No Method: Cash/Check P.O.: Sioux Falls, SD
 TSR: SBW

Sioux Falls

SD 57104

If finished product is submitted in laboratory containers, complete the following information.

Date Opened: ___/___/___ Time Opened: ___:___:___
 Please Use Military Time, e.g. 3:00pm = 15:00

Check Time Zone: EST CST MST PST

PWS ID# (if applicable): _____

Source Type: Spring Well Municipal
 Other: _____

Source Name: Sioux Falls City Water
(Source Information is REQUIRED for All Finished Products)

City & State: Sioux Falls SD 57104
(If Different than Above)

Product Collected By: Jeff Palmer
(Signature)

Product Collected By: Jeff Palmer
(Please Print)

Brand Name/Product Type: Dakota Splash Purified Water
e.g. XYZ Spring Water or XYZ Distilled Water

Container Size: 1gal (5 of 6 arrived intact)


Production Code/Lot Number: 29720

Form Completed By: Jeff Palmer

Additional Comments: Water produced on 297th day on 10/15, Expires 297th day of 2020

For Laboratory Use ONLY

Lab Accounting Information:
 Payment \$: _____
 Check #: _____

Lab Comments/Special Instructions:
 2018 Purified Product Annual


State Forms: _____

Lab Sample Information:
 Date Received: 11/9/18
 Time Received: 09:20
 Received By: JK
 Date Opened: ___/___/___
 Time Opened: ___:___:___
 Opened By: _____

Sample receipt criteria checked & acceptable.
 Deviations from acceptable sample receipt criteria noted on PSA form.

IF PENNSYLVANIA REPORTING IS REQUIRED AND YOUR PRODUCT IS GREATER THAN 1.77 LITERS, PLEASE PROVIDE THE FOLLOWING:

Penn. PWS ID#: _____

Location: _____

INCOMPLETE INFORMATION MAY DELAY ANALYSIS AND/OR INVALIDATE RESULTS

Sample Condition Upon Receipt
 Client Name: NTL
 Project #: _____
 Courier: Fed Ex UPS USPS Client
 Commercial Pace Speedee Other:
 Tracking Number: 1ZAN9310168129735

WO#: 10456814
 PM: JMR Due Date: 12/07/18
 CLIENT: NTL

Custody Seal on Cooler/Box Present? Yes No Seals Intact? Yes No Optional: Proj. Due Date: Proj. Name:
 Packing Material: Bubble Wrap Bubble Bags None Other: Foam peanuts Temp Blank? Yes No
 Thermometer Used: G87A9170600254 G87A9155100842 Type of Ice: Wet Blue None Dry Melted
 Cooler Temp Read (°C): 14.8 Cooler Temp Corrected (°C): 14.8 Biological Tissue Frozen? Yes No N/A
 Temp should be above freezing to 6°C Correction Factor: True Date and Initials of Person Examining Contents: AS 11/28/18
 USDA Regulated Soil N/A, water sample
 Did samples originate in a quarantine zone within the United States: AL, AR, CA, FL, GA, ID, LA, MS, NC, NM, NY, OK, OR, SC, TN, TX or VA (check maps)? Yes No Did samples originate from a foreign source (internationally, including Hawaii and Puerto Rico)? Yes No
 If Yes to either question, fill out a Regulated Soil Checklist (F-MN-Q-338) and include with SCUR/COC paperwork.

		COMMENTS:
Chain of Custody Present?	<input checked="" type="checkbox"/> Yes <input type="checkbox"/> No	1.
Chain of Custody Filled Out?	<input checked="" type="checkbox"/> Yes <input type="checkbox"/> No	2.
Chain of Custody Relinquished?	<input checked="" type="checkbox"/> Yes <input type="checkbox"/> No	3.
Sampler Name and/or Signature on COC?	<input type="checkbox"/> Yes <input checked="" type="checkbox"/> No <input type="checkbox"/> N/A	4.
Samples Arrived within Hold Time?	<input checked="" type="checkbox"/> Yes <input type="checkbox"/> No	5.
Short Hold Time Analysis (<72 hr)?	<input type="checkbox"/> Yes <input checked="" type="checkbox"/> No	6.
Rush Turn Around Time Requested?	<input type="checkbox"/> Yes <input checked="" type="checkbox"/> No	7.
Sufficient Volume?	<input checked="" type="checkbox"/> Yes <input type="checkbox"/> No	8.
Correct Containers Used?	<input checked="" type="checkbox"/> Yes <input type="checkbox"/> No	9.
-Pace Containers Used?	<input type="checkbox"/> Yes <input checked="" type="checkbox"/> No	
Containers Intact?	<input checked="" type="checkbox"/> Yes <input type="checkbox"/> No	10.
Filtered Volume Received for Dissolved Tests?	<input type="checkbox"/> Yes <input type="checkbox"/> No <input checked="" type="checkbox"/> N/A	11. Note if sediment is visible in the dissolved container
Is sufficient information available to reconcile the samples to the COC? Matrix: <u>int</u>	<input checked="" type="checkbox"/> Yes <input type="checkbox"/> No	12.
All containers needing acid/base preservation have been checked?	<input type="checkbox"/> Yes <input type="checkbox"/> No <input checked="" type="checkbox"/> N/A	13. <input type="checkbox"/> HNO ₃ <input type="checkbox"/> H ₂ SO ₄ <input type="checkbox"/> NaOH Positive for Res. Chlorine? Y N
All containers needing preservation are found to be in compliance with EPA recommendation? (HNO ₃ , H ₂ SO ₄ , <2pH, NaOH >9 Sulfide, NaOH >12 Cyanide) Exceptions: VOA, Collform, TOC/DOC Oil and Grease, DRO/BO15 (water) and Dioxin/PFAS	<input type="checkbox"/> Yes <input type="checkbox"/> No <input checked="" type="checkbox"/> N/A	Sample # Initial when completed: Lot # of added preservative:
Headspace In VOA Vials (>6mm)?	<input type="checkbox"/> Yes <input type="checkbox"/> No <input checked="" type="checkbox"/> N/A	14.
Trip Blank Present?	<input type="checkbox"/> Yes <input type="checkbox"/> No <input checked="" type="checkbox"/> N/A	15.
Trip Blank Custody Seals Present?	<input type="checkbox"/> Yes <input type="checkbox"/> No <input checked="" type="checkbox"/> N/A	
Pace Trip Blank Lot # (if purchased): <u>N/A</u>		

CLIENT NOTIFICATION/RESOLUTION Field Data Required? Yes No
 Person Contacted: _____ Date/Time: _____
 Comments/Resolution: Certification waived - email in folder.

Project Manager Review: Kirsten Hoffery Date: 11/29/2018
 Note: Whenever there is a discrepancy affecting North Carolina compliance samples, a copy of this form will be sent to the North Carolina DEHNR Certification Office (i.e. out of hold, incorrect preservative, out of temp, incorrect containers).
 Labeled by: AS



PaceAnalyticalServices,LLC.
1700ElmStreet
Minneapolis,MN,55414


Drinking Water Analysis Results
2,3,7,8-TCDD -- USEPA Method 1613B

Te12-607-1700
Fax612-607-6444

Sample ID.....**388061** Date Collected.....11/30/2018 Spike.....200 pg
Client..... National Testing Laborato Date Received.....11/28/2018 IS Spike.....2000 pg
Lab Sample ID..... 10456814001 Date Extracted.....12/03/2018 CS Spike.....200 pg

	Sample 388061	Method Blank	Lab Spike	Lab Spike Dup
[2,3,7,8-TCDD]	ND	ND	--	--
LOQ	5.0 pg/L	5.0 pg/L	--	--
2,3,7,8-TCDD Recovery	--	--	95%	98%
pg Recovered	--	--	190pg/L	196pg/L
Spike Recovery Limit	--	--	73-146%	73-146%
RPD				2.7%
IS Recovery	64%	71%	52%	64%
pg Recovered	1283 pg/L	1425 pg/L	1045 pg/L	1287 pg/L
IS Recovery Limits	31-137%	31-137%	25-141%	25-141%
CS Recovery	83%	84%	64%	81%
pg Recovered	167 pg/L	169 pg/L	128 pg/L	162 pg/L
CS Recovery Limits	42-164%	42-164%	37-158%	37-158%
Filename	Y181205A_18	Y181205A_07	Y181205A_05	Y181205A_06
Analysis Date	12/05/2018	12/05/2018	12/05/2018	12/05/2018
Analysis Time	18:00	12:29	11:36	12:03
Analyst	SMT	SMT	SMT	SMT
Volume	0.995L	1.006L	1.012L	1.020L
Dilution	NA	NA	NA	NA
ICAL Date	08/23/2018	08/23/2018	08/23/2018	08/23/2018
CCAL Filename	Y181205A_11	Y181205A_04	Y181205A_04	Y181205A_04

- ! = Outside the Control Limits
- ND = Not Detected
- LOQ = Limit of Quantitation
- Limits = Control Limits from Method 1613 (10/94 Revision), Tables 6A and 7A
- RPD = Relative Percent Difference of Lab Spike Recoveries
- IS = Internal Standard [2,3,7,8-TCDD-¹³C₁₂]
- CS = Cleanup Standard [2,3,7,8-TCDD-³⁷Cl₄]

Analyst: 

Project No.....10456814

ANALYTICAL RESULTS - RADIOCHEMISTRY

Project: 2119995
Pace Project No.: 30272343

Sample: 388061 **Lab ID: 30272343001** Collected: 11/21/18 11:16 Received: 11/21/18 11:16 Matrix: Drinking Water
PWS: Site ID: Sample Type:

Comments: • FINISHED WATER, Sioux Falls City Water, Sioux Falls SD
• Dakota Splash Pure Water Cont. size: 1 gal., Prod. cde: 29720
• Sample collection dates and times were not present on the sample containers.
• Upon receipt at the laboratory, 5 mls of nitric acid were added to the sample to meet the sample preservation requirement of pH <2 for radiochemistry analysis.

Parameters	Method	Act ± Unc (MDC) Carr Trac	Units	Analyzed	CAS No.	Qual
Gross Alpha	EPA 900.0	0.052 ± 0.471 (1.37) C:NA T:NA	pCi/L	12/05/18 08:28	12587-46-1	
Gross Beta	EPA 900.0	0.830 ± 0.732 (1.51) C:NA T:NA	pCi/L	12/05/18 08:28	12587-47-2	
Radium-226	EPA 903.1	0.708 ± 0.455 (0.474) C:NA T:87%	pCi/L	12/12/18 11:38	13982-63-3	
Radium-228	EPA 904.0	0.191 ± 0.368 (0.812) C:80% T:76%	pCi/L	12/10/18 15:07	15262-20-1	
Total Radium	Total Radium Calculation	0.899 ± 0.823 (1.29)	pCi/L	12/12/18 15:01	7440-14-4	

REPORT OF LABORATORY ANALYSIS

This report shall not be reproduced, except in full,
without the written consent of Pace Analytical Services, LLC.



Eaton Analytical

110 South Hill Street
South Bend, IN 46617
Tel: (574) 233-4777
Fax: (574) 233-8207
1 800 332 4345

Laboratory Report

Client: National Testing Laboratories

Report: 437248

Attn: Susan Henderson
6571 Wilson Mills Road
Cleveland, OH 44143

Priority: Standard Written

Status: Final

PWS ID: Not Supplied

Sample Information					
EEA ID #	Client ID	Method	Collected Date / Time	Collected By:	Received Date / Time
4136517	388061/2119995	505	11/19/18 16:24	Client	11/30/18 10:00

Report Summary

Note: Sample containers were provided by the client.

Detailed quantitative results are presented on the following pages. The results presented relate only to the samples provided for analysis.

We appreciate the opportunity to provide you with this analysis. If you have any questions concerning this report, please do not hesitate to call Traci Chlebowski at (574) 233-4777.

Note: This report may not be reproduced, except in full, without written approval from EEA.

Traci Chlebowski ASM

Authorized Signature

Title

12/11/2018

Date

Client Name: National Testing Laboratories

Report #: 437248

Semi-volatile Organic Chemicals

Analyte ID #	Analyte	Method	Reg Limit	MRL†	Result	Units	Preparation Date	Analyzed	EEA ID #
12674-11-2	Aroclor 1016	505	---	0.08	< 0.08	ug/L	12/03/18 15:23	12/04/18 02:18	4136517
11104-28-2	Aroclor 1221	505	---	0.19	< 0.19	ug/L	12/03/18 15:23	12/04/18 02:18	4136517
11141-16-5	Aroclor 1232	505	---	0.23	< 0.23	ug/L	12/03/18 15:23	12/04/18 02:18	4136517
53469-21-9	Aroclor 1242	505	---	0.26	< 0.26	ug/L	12/03/18 15:23	12/04/18 02:18	4136517
12672-29-6	Aroclor 1248	505	---	0.1	< 0.1	ug/L	12/03/18 15:23	12/04/18 02:18	4136517
11097-69-1	Aroclor 1254	505	---	0.1	< 0.1	ug/L	12/03/18 15:23	12/04/18 02:18	4136517
11096-82-5	Aroclor 1260	505	---	0.2	< 0.2	ug/L	12/03/18 15:23	12/04/18 02:18	4136517
57-74-9	Chlordane	505	2 &	0.1	< 0.1	ug/L	12/03/18 15:23	12/04/18 02:18	4136517
8001-35-2	Toxaphene	505	3 &	1.0	< 1.0	ug/L	12/03/18 15:23	12/04/18 02:18	4136517

Any positive Aroclor result would require analysis for total PCB as decachlorobiphenyl by method 508A (MCL = 0.5 ug/L)

† EEA has demonstrated it can achieve these report limits in reagent water, but can not document them in all sample matrices.

Reg Limit Type:	MCL	SMCL	AL	SOQ
Symbol:	*	^	!	&

Lab Definitions

Continuing Calibration Check Standard (CCC) / Continuing Calibration Verification (CCV) / Initial Calibration Verification Standard (ICV) / Initial Performance Check (IPC) - is a standard containing one or more of the target analytes that is prepared from the same standards used to calibrate the instrument. This standard is used to verify the calibration curve at the beginning of each analytical sequence, and may also be analyzed throughout and at the end of the sequence. The concentration of continuing standards may be varied, when prescribed by the reference method, so that the range of the calibration curve is verified on a regular basis. CCL, CCM, and CCH are the CCC standards at low, mid, and high concentration levels, respectively.

Internal Standards (IS) - are pure compounds with properties similar to the analytes of interest, which are added to field samples or extracts, calibration standards, and quality control standards at a known concentration. They are used to measure the relative responses of the analytes of interest and surrogates in the sample, calibration standard or quality control standard.

Laboratory Duplicate (LD) - is a field sample aliquot taken from the same sample container in the laboratory and analyzed separately using identical procedures. Analysis of laboratory duplicates provides a measure of the precision of the laboratory procedures.

Laboratory Fortified Blank (LFB) / Laboratory Control Sample (LCS) - is an aliquot of reagent water to which known concentrations of the analytes of interest are added. The LFB is analyzed exactly the same as the field samples. LFBs are used to determine whether the method is in control. FBL, FBM, and FBH are the LFB samples at low, mid, and high concentration levels, respectively.

Laboratory Method Blank (LMB) / Laboratory Reagent Blank (LRB) - is a sample of reagent water included in the sample batch analyzed in the same way as the associated field samples. The LMB is used to determine if method analytes or other background contamination have been introduced during the preparation or analytical procedure. The LMB is analyzed exactly the same as the field samples.

Laboratory Trip Blank (LTB) / Field Reagent Blank (FRB) - is a sample of laboratory reagent water placed in a sample container in the laboratory and treated as a field sample, including storage, preservation, and all analytical procedures. The FRB/LTB container follows the collection bottles to and from the collection site, but the FRB/LTB is not opened at any time during the trip. The FRB/LTB is primarily a travel blank used to verify that the samples were not contaminated during shipment.

Matrix Spike Duplicate Sample (MSD) / Laboratory Fortified Sample Matrix Duplicate (LFSMD) - is a sample aliquot taken from the same field sample source as the Matrix Spike Sample to which known quantities of the analytes of interest are added in the laboratory. The MSD is analyzed exactly the same as the field samples. Analysis of the MSD provides a measure of the precision of the laboratory procedures in a specific matrix. SDL, SDM, and SDH / LFSMDL, LFSMDM, and LFSMDH are the MSD or LFSMD at low, mid, and high concentration levels, respectively.

Matrix Spike Sample (MS) / Laboratory Fortified Sample Matrix (LFSM) - is a sample aliquot taken from field sample source to which known quantities of the analytes of interest are added in the laboratory. The MS is analyzed exactly the same as the field samples. The purpose is to demonstrate recovery of the analytes from a sample matrix to determine if the specific matrix contributes bias to the analytical results. MSL, MSM, and MSH / LFSML, LFSMM, and LFSMH are the MS or LFSM at low, mid, and high concentration levels, respectively.

Quality Control Standard (QCS) / Second Source Calibration Verification (SSCV) - is a solution containing known concentrations of the analytes of interest prepared from a source different from the source of the calibration standards. The solution is obtained from a second manufacturer or lot if the lot can be demonstrated by the manufacturer as prepared independently from other lots. The QCS sample is analyzed using the same procedures as field samples. The QCS is used as a check on the calibration standards used in the method on a routine basis.

Reporting Limit Check (RLC) / Initial Calibration Check Standard (ICCS) - is a procedural standard that is analyzed each day to evaluate instrument performance at or below the minimum reporting limit (MRL).

Surrogate Standard (SS) / Surrogate Analyte (SUR) - is a pure compound with properties similar to the analytes of interest, which is highly unlikely to be found in any field sample, that is added to the field samples, calibration standards, blanks and quality control standards before sample preparation. The SS is used to evaluate the efficiency of the sample preparation process.

110 South Hill Street
 South Bend, IN 46617
 Tel: (574) 233-4777
 Fax: (574) 233-8207
 1 800 332 4345

Laboratory Report

Client: National Testing Laboratories (Cleveland)
 Attn: Susan Henderson
 6571 Wilson Mills Road
 Cleveland, OH 44143

Report: 436778
 Priority: Standard Written
 Status: Final
 PWS ID: Not Supplied

Sample Information					
EEA ID #	Client ID	Method	Collected Date / Time	Collected By:	Received Date / Time
4130000	388061/ 2119995	335.4	11/19/18 16:24	Client	11/21/18 09:30

Report Summary

Detailed quantitative results are presented on the following pages. The results presented relate only to the samples provided for analysis.

We appreciate the opportunity to provide you with this analysis. If you have any questions concerning this report, please do not hesitate to call Traci Chlebowski at (574) 233-4777.

Note: This report may not be reproduced, except in full, without written approval from EEA.

Traci Chlebowski ASM

Authorized Signature

Title

12/02/2018

Date

Client Name: National Testing Laboratories (Cleveland)
 Report #: 436778

Client Name: National Testing Laboratories (Cleveland)

Report #: 436778

Sampling Point: 388061/ 2119995

PWS ID: Not Supplied

General Chemistry									
Analyte ID #	Analyte	Method	Reg Limit	MRL†	Result	Units	Preparation Date	Analyzed Date	EEA ID #
57-12-5	Cyanide, Total	335.4	0.1 &	0.02	< 0.02	mg/L	11/27/18 14:10	11/27/18 15:45	4130000

† EEA has demonstrated it can achieve these report limits in reagent water, but can not document them in all sample matrices.

Reg Limit Type:	MCL	SMCL	AL	SOQ
Symbol:	*	^	!	&

Lab Definitions

Continuing Calibration Check Standard (CCC) / Continuing Calibration Verification (CCV) / Initial Calibration Verification Standard (ICV) / Initial Performance Check (IPC) - is a standard containing one or more of the target analytes that is prepared from the same standards used to calibrate the instrument. This standard is used to verify the calibration curve at the beginning of each analytical sequence, and may also be analyzed throughout and at the end of the sequence. The concentration of continuing standards may be varied, when prescribed by the reference method, so that the range of the calibration curve is verified on a regular basis. CCL, CCM, and CCH are the CCC standards at low, mid, and high concentration levels, respectively.

Internal Standards (IS) - are pure compounds with properties similar to the analytes of interest, which are added to field samples or extracts, calibration standards, and quality control standards at a known concentration. They are used to measure the relative responses of the analytes of interest and surrogates in the sample, calibration standard or quality control standard.

Laboratory Duplicate (LD) - is a field sample aliquot taken from the same sample container in the laboratory and analyzed separately using identical procedures. Analysis of laboratory duplicates provides a measure of the precision of the laboratory procedures.

Laboratory Fortified Blank (LFB) / Laboratory Control Sample (LCS) - is an aliquot of reagent water to which known concentrations of the analytes of interest are added. The LFB is analyzed exactly the same as the field samples. LFBs are used to determine whether the method is in control. FBL, FBM, and FBH are the LFB samples at low, mid, and high concentration levels, respectively.

Laboratory Method Blank (LMB) / Laboratory Reagent Blank (LRB) - is a sample of reagent water included in the sample batch analyzed in the same way as the associated field samples. The LMB is used to determine if method analytes or other background contamination have been introduced during the preparation or analytical procedure. The LMB is analyzed exactly the same as the field samples.

Laboratory Trip Blank (LTB) / Field Reagent Blank (FRB) - is a sample of laboratory reagent water placed in a sample container in the laboratory and treated as a field sample, including storage, preservation, and all analytical procedures. The FRB/LTB container follows the collection bottles to and from the collection site, but the FRB/LTB is not opened at any time during the trip. The FRB/LTB is primarily a travel blank used to verify that the samples were not contaminated during shipment.

Matrix Spike Duplicate Sample (MSD) / Laboratory Fortified Sample Matrix Duplicate (LFSMD) - is a sample aliquot taken from the same field sample source as the Matrix Spike Sample to which known quantities of the analytes of interest are added in the laboratory. The MSD is analyzed exactly the same as the field samples. Analysis of the MSD provides a measure of the precision of the laboratory procedures in a specific matrix. SDL, SDM, and SDH / LFSMDL, LFSMDM, and LFSMDH are the MSD or LFSMD at low, mid, and high concentration levels, respectively.

Matrix Spike Sample (MS) / Laboratory Fortified Sample Matrix (LFSM) - is a sample aliquot taken from field sample source to which known quantities of the analytes of interest are added in the laboratory. The MS is analyzed exactly the same as the field samples. The purpose is to demonstrate recovery of the analytes from a sample matrix to determine if the specific matrix contributes bias to the analytical results. MSL, MSM, and MSH / LFSML, LFSMM, and LFSMH are the MS or LFSM at low, mid, and high concentration levels, respectively.

Quality Control Standard (QCS) / Second Source Calibration Verification (SSCV) - is a solution containing known concentrations of the analytes of interest prepared from a source different from the source of the calibration standards. The solution is obtained from a second manufacturer or lot if the lot can be demonstrated by the manufacturer as prepared independently from other lots. The QCS sample is analyzed using the same procedures as field samples. The QCS is used as a check on the calibration standards used in the method on a routine basis.

Reporting Limit Check (RLC) / Initial Calibration Check Standard (ICCS) - is a procedural standard that is analyzed each day to evaluate instrument performance at or below the minimum reporting limit (MRL).

Surrogate Standard (SS) / Surrogate Analyte (SUR) - is a pure compound with properties similar to the analytes of interest, which is highly unlikely to be found in any field sample, that is added to the field samples, calibration standards, blanks and quality control standards before sample preparation. The SS is used to evaluate the efficiency of the sample preparation process.